



EMPIRE OF SONNSTAHL

DSSA - 4 430 POINTS



1650 pts (37.00 %) 1126 pts (25.00 %) 454 pts (10.00 %) 516 pts (11.00 %) 890 pts (20.00 %) 1040 pts (23.00 %)
Characters **Core** **Special** **Imperial Auxiliaries** **Imperial Armoury** **Sunna's Fury**
 (40 Max) (25 Least) (0 NoLimit) (35 Max) (20 Max) (30 Max)

Characters



KNIGHT COMMANDER #1

Knight Commander - Standard - Cavalry - 25x50

305 POINTS




Global	Adv	Mar	Dis			Model Rules
	4"	8"	9			First Knight
Defensive	HP	Def	Res	Arm		
	3	6	4	0	Plate Armour	
Offensive	Att	Off	Str	Ap	Agi	
Knight Commander	4	6	4	1	6	Hand Weapon

MOUNT HORSE

Global	Adv	Mar	Dis			Model Rules
	7"	14"	C			
Defensive	HP	Def	Res	Arm		
	C	C	C	C+2		
Offensive	Att	Off	Str	Ap	Agi	
Horse	1	3	3	0	3	Harnessed


Options | Shield • Cavalry Pick • Horse • Lucky Charm • Witchfire Guard • Titanic Might



PRELATE #1

Prelate - Large - Construct - 50x100

600 POINTS



Global	Adv	Mar	Dis			Model Rules
	4"	8"	8			Channel, Blessings
Defensive	HP	Def	Res	Arm		
	3	5	4	0	Heavy Armour	
Offensive	Att	Off	Str	Ap	Agi	
Prelate	2	5	4	1	4	Divine Attacks, Hand Weapon

MOUNT ALTAR OF BATTLE

Global	Adv	Mar	Dis			Model Rules
	8"	8"	C			Stubborn, Swiftstride, Towering Presence, Holy Relic
Defensive	HP	Def	Res	Arm		
	5	C	5	C	Aegis	
Offensive	Att	Off	Str	Ap	Agi	
Horse	1	3	3	0	3	Harnessed
Chassis			5	2	Impact Hits, Inanimate	

Options | General • Shield • Plate Armour • Altar of Battle • Crystal Ball • Shield Breaker • Alchemist's Alloy



MARSHAL #2
 Marshal - Standard - Cavalry - 25x50

310 POINTS



Global	Adv	Mar	Dis	Model Rules		
	4"	8"	9	Orders		
Defensive	HP	Def	Res	Arm		
	3	5	4	0	Plate Armour	
Offensive	Att	Off	Str	Ap	Agi	
Marshal	3	5	4	1	5	Hand Weapon



MOUNT HORSE

Global	Adv	Mar	Dis	Model Rules		
	7"	14"	C			
Defensive	HP	Def	Res	Arm		
	C	C	C	C+2		
Offensive	Att	Off	Str	Ap	Agi	
Horse	1	3	3	0	3	Harnessed

Options | Battle Standard Bearer • Shield • Lance • Horse • Aether Icon x1 • Dusk Forged • Shield Breaker



WIZARD #1
 Wizard - Standard - Infantry - 20x20

435 POINTS



Global	Adv	Mar	Dis	Model Rules		
	4"	8"	7	Wizard Apprentice		
Defensive	HP	Def	Res	Arm		
	3	3	3	0		
Offensive	Att	Off	Str	Ap	Agi	
Wizard	1	3	3	0	3	Hand Weapon

Options | Light Armour • Wizard Master • Magical Heirloom

Core



ELECTORAL CAVALRY #1
 Electoral Cavalry x12 - Standard - Cavalry - 25x50

540 POINTS



Global	Adv	Mar	Dis	Model Rules		
	7"	14"	8	Scoring		
Defensive	HP	Def	Res	Arm		
	1	3	3	2	Plate Armour	
Offensive	Att	Off	Str	Ap	Agi	
Knight	1	3	3	0	3	
Horse	1	3	3	0	3	Harnessed

Options | Champion • Musician • Standard Bearer • Knightly Orders • Shield • Rending Banner




HEAVY INFANTRY #2
 Heavy Infantry x20 - Standard - Infantry - 20x20

160 POINTS



Global	Adv	Mar	Dis	Model Rules	
	4"	8"	7	Scoring	
Defensive	HP	Def	Res	Arm	
	1	3	3	0	Light Armour, Shield
Offensive	Att	Off	Str	Ap	Agi
Heavy Infantry	1	3	3	0	3


Options	Champion • Standard Bearer
----------------	----------------------------



LIGHT INFANTRY #1

Light Infantry x16 - Standard - Infantry - 20x20

244 POINTS



Global	Adv	Mar	Dis	Model Rules	
	4"	8"	7	Scoring, Support Unit	
Defensive	HP	Def	Res	Arm	
	1	3	3	0	
Offensive	Att	Off	Str	Ap	Agi
Light Infantry	1	3	3	0	3

Options	Crossbow (4+) • Standard Bearer • Marksman's Pennant
----------------	--



LIGHT INFANTRY #2

Light Infantry x14 - Standard - Infantry - 20x20

182 POINTS



Global	Adv	Mar	Dis	Model Rules	
	4"	8"	7	Scoring, Support Unit	
Defensive	HP	Def	Res	Arm	
	1	3	3	0	
Offensive	Att	Off	Str	Ap	Agi
Light Infantry	1	3	3	0	3

Options	Handgun (4+)
----------------	--------------

Special



KNIGHTS OF THE SUN GRIFFON #1

Knights of the Sun Griffon x4 - Large - Cavalry - 50x75

454 POINTS



Global	Adv	Mar	Dis	Model Rules	
	7"	14"	8	Fear, Scoring	
Defensive	HP	Def	Res	Arm	
	3	4	4	1	Plate Armour, Shield
Offensive	Att	Off	Str	Ap	Agi
Knight	1	4	4	1	4
Young Griffon	3	4	5	3	4

Options	Lance • Champion • Musician • Standard Bearer • Banner of Speed
----------------	---

Imperial Auxiliaries



IMPERIAL RANGERS #1

Imperial Rangers x5 - Standard - Infantry - 20x20

90 POINTS



<i>Global</i>	<i>Adv</i>	<i>Mar</i>	<i>Dis</i>	<i>Model Rules</i>		
	4"	8"	7	Light Troops, Scout, Skirmisher, Frontiersmen		
<i>Defensive</i>	<i>HP</i>	<i>Def</i>	<i>Res</i>	<i>Arm</i>		
	1	3	3	0	Hard Target	
<i>Offensive</i>	<i>Att</i>	<i>Off</i>	<i>Str</i>	<i>Ap</i>	<i>Agi</i>	
Imperial Ranger	1	3	3	0	3	Beast Hunters, Bow

Imperial Armoury




ARTILLERY #1
 Artillery - Standard - Construct - 60

240 POINTS




<i>Global</i>	<i>Adv</i>	<i>Mar</i>	<i>Dis</i>	<i>Model Rules</i>		
	4"	4"	7	War Machine		
<i>Defensive</i>	<i>HP</i>	<i>Def</i>	<i>Res</i>	<i>Arm</i>		
	5	1	4	0		
<i>Offensive</i>	<i>Att</i>	<i>Off</i>	<i>Str</i>	<i>Ap</i>	<i>Agi</i>	
Crew	3	3	3	0	3	Move or Fire

Options	Cannon (4+)
----------------	-------------



ARTILLERY #2
 Artillery - Standard - Construct - 60

150 POINTS



<i>Global</i>	<i>Adv</i>	<i>Mar</i>	<i>Dis</i>	<i>Model Rules</i>		
	4"	4"	7	War Machine		
<i>Defensive</i>	<i>HP</i>	<i>Def</i>	<i>Res</i>	<i>Arm</i>		
	5	1	4	0		
<i>Offensive</i>	<i>Att</i>	<i>Off</i>	<i>Str</i>	<i>Ap</i>	<i>Agi</i>	
Crew	3	3	3	0	3	Move or Fire

Options	Imperial Rocketeer (4+)
----------------	-------------------------

Sunna's Fury




STEAM TANK #1
 Steam Tank - Large - Construct - 50x100

500 POINTS



<i>Global</i>	<i>Adv</i>	<i>Mar</i>	<i>Dis</i>	<i>Model Rules</i>		
	4D3"	"	7	Fear, Fearless, Random Movement, Towering Presence, Unbreakable, Steam Powered, Steam Cannon		
<i>Defensive</i>	<i>HP</i>	<i>Def</i>	<i>Res</i>	<i>Arm</i>		
	7	3	6	6		
<i>Offensive</i>	<i>Att</i>	<i>Off</i>	<i>Str</i>	<i>Ap</i>	<i>Agi</i>	
Chassis			5	2	3	Breath Attack, Grind Attacks
Steel Ram			7	4		Impact Hits, Inanimate



FLAGELLANTS #1

Flagellants x16 - Standard - Infantry - 20x20

220 POINTS



Global	Adv	Mar	Dis	Model Rules	
	4"	8"	6	Fearless, Frenzy, Unbreakable, Fanatical, Zealots	
Defensive	HP	Def	Res	Arm	
	1	1	4	0	
Offensive	Att	Off	Str	Ap	Agi
Flagellant	1	3	3	0	3

Options	Champion
---------	----------

Magics

Racial Trait Spell

During Spell Selection, if a Wizard from Empire of Sonnstahl either selects the Hereditary Spell or gains it by any other means, it must instead choose a single Path from the ones available to it other than its own chosen Path. The Wizard gains the Learned Spell 1 from that Path.

	Casting	Range	Type	Duration
Liberal Magics				
<i>Mf</i>	-			Last one Turn

Magic items

Lucky Charm: One use only. May be activated when the bearer's model fails an Armour Save. This failed Armour Save may be rerolled.

Titanic Might: Attacks made with this weapon gain +3 Strength and become Magical Attacks.

Witchfire Guard: The bearer gains **Aegis (4+, against Magical Attacks)** while using this Shield.

Alchemist's Alloy: The wearer gains +1 Armour and suffers -2 Offensive Skill.

Crystal Ball: The firsts Dispelling Attempt in each enemy Magic Phase gains a +2 Dispelling Modifier, provided the bearer is on the Battlefield. When using a single Magic Dice for this Dispelling Attempt, a natural roll of '1' or '2' on the Magic Dice is always a failed Dispelling Attempt, regardless of any modifiers.

Shield Breaker: Attacks made with this weapon gain +6 Armour Penetration, become Magical Attacks, and can never wound on to-wound rolls better than 3+.

Dusk Forged: The bearer may choose to reroll its failed Armour Saves while using this Shield. If the reroll from Dusk Forged is failed, the bearer automatically fails any Special Save against that wound.

Magical Heirloom: The bearer gains the Hereditary Spell during Spell Selection, always knows it in addition to its other spells, cannot select it during Spell Selection, and cannot replace or otherwise lose it.

Magic banners

Rending Banner: One use only. May be activated at the start of a Round of Combat. Close Combat Attacks from R&F models in the bearer's unit gain +1 Armour Penetration until the bearer's unit is no longer Engaged in Combat. A model can only be affected by a single Rending Banner at the same time.

Marksman's Pennant: The bearer's unit does not suffer the -1 to-hit modifier for Stand and Shoot Charge Reactions.

Banner of Speed: A unit with one or more Banners of Speed gains +1" Advance Rate and +2" March Rate.

Aether Icon: The bearer gains Magic Resistance (1). If the unit contains a model with another instance of Magic Resistance, it increases that model's Magic Resistance value by 1 instead.

Model Rules

Battle Focus: If the attack hits with a natural to-hit roll of '6', the attack causes two hits instead of one.

Beast Hunters: When using a Bow, the Shooting Attack gains **Lethal Strike (against Beast)** and Shots 2.

Blessings: The model's unit gains **Hatred**. Model parts with Harnessed are not affected. The model can cast the following three Bound Spells with Power Level (4/8), Type: Caster's Unit and Augment, and Duration: One Turn. **Ullor's Blessing** The target gains **Aegis (5+, against Melee Attacks)**. **Sunna's Blessing** The target gains **Flaming Attacks**. All enemy units in base contact with one or more targets of this spell when the spell is cast suffer D6 hits

with Strength 4, Armour Penetration 1, **Flaming Attacks**, and **Magical Attacks**. **Volund's Blessing** The target's failed to-wound rolls with Melee Attacks **must** be rerolled.

Bow:

Breath Attack:

Channel: During step 3 of the Magic Phase Sequence, each of the Active Player's models with Channel may add X Veil Tokens to the owner's Veil Token Pool. This Universal Rule is cumulative, adding X Veil Tokens of each independent instance of Channel to the model's total Channel value (so e.g. a model with Channel (1) and Channel (2) is treated like a model with Channel (3)).

Divine Attacks: Successful Aegis saves taken against the attack must be rerolled.

Fanatical: When a model with Fanatical is killed by a Melee Attack during any Initiative Step of a Round of Combat it is fighting, remove it as a casualty only at the end of Initiative Step 0.

Fear: Units in base contact with one or more enemy models with Fear suffer -1 Discipline. At the start of each Round of Combat, such units must take a Discipline Test, called a Fear Test. If this test is failed, the models in the unit are Shaken until the end of the Round of Combat. Models that have Fear themselves are immune to the effects of Fear.

Fearless: If more than half of a unit's models are Fearless, the unit automatically passes Panic Tests and Decimated Tests and cannot declare a Flee Charge Reaction (unless already Fleeing). Models that are Fearless are also immune to the effects of Fear.

First Knight: When the model is joined to a unit of Knightly Orders, the unit gains **Fearless**, and if the model is the General, the R&F models in the unit also gain **Parent Unit**.

Frenzy: At the start of the Charge Phase, each of your nonFleeing units with at least one model with Frenzy that is unengaged, does not contain any Shaken models, and has an enemy unit inside its Front Arc within the unit's Advance Rate +7" must take a Discipline Test, called a Frenzy Test. If the test is failed, the whole unit must declare a Charge this Player Turn if possible.

Frenzy Tests and Restrain Pursuit Tests taken by units with at least one model with Frenzy are subject to Maximised Roll.

If there are different Advance Rates available in the unit, the Advance Rate used for the Frenzy Test and for the Charge Range is determined as follows:

- If a model has more than one Advance Rate (e.g. due to Fly), the model must use the Advance Rate that has the highest chance of completing the Charge.
- If a unit contains models with different Advance Rates, the unit must use the highest Advance Rate that all models in the unit can use (which will usually be the lowest Advance Rate in the unit).

For example, a model with Advance Rate 2" and Fly (8", 16") must use the Advance Rate from Fly. And if a Character in a Combined Unit has Advance Rate 4" while the R&F models have 6", the Combined Unit must use Advance Rate 4". Note that when a unit is forced to declare a Charge due to a failed Frenzy Test, it is not forced to Charge the enemy unit that triggered the Frenzy Test.

Frontiersmen: The model automatically passes Panic Tests caused by Terror.

Great Weapon: Attacks made with a Great Weapon gain +2 Strength, +2 Armour Penetration and always strike at Initiative Step 0 (regardless of the wielder's Agility). A model using this weapon cannot simultaneously use a Shield against Melee Attacks

Grind Attacks: A model part with Grind Attacks resolves these attacks at its own Agility. It must choose an enemy unit in base contact with it. The chosen enemy unit suffers a number of hits equal to the value stated in brackets (X). These hits are resolved with the model part's own Strength and Armour Penetration.

If a model has both Grind Attacks and Impact Hits

, it may only use one of these rules in the same Round of Combat

(its controlling player may choose which). When several model parts in the same unit have Grind Attacks and when

X is a random number (e.g. Grind Attacks (2D3)), roll for the number of hits separately for each model part.

Hand Weapon: All models come equipped with a Hand Weapon as their default equipment. If a model has any Close Combat Weapon other than a Hand Weapon, it cannot choose to use the Hand Weapon (unless specifically stated). Hand Weapons wielded by models on foot can be used alongside a Shield, then giving Parry

Hard Target:

Harnessed: Model parts with Harnessed cannot make Supporting Attacks and cannot use Weapons. Shooting Weapons carried by model parts with Harnessed can be used by other model parts of the same model (as long as they do not have Harnessed or Inanimate). A model with with at least one model part with Harnessed is considered to be mounted.

Heavy Armour: +2 Armor

Impact Hits: At Initiative Step 10, a charging model part with Impact Hits must choose an enemy unit that is in base contact with the attacking model's Front Facing. This unit suffers a number of hits equal to the value stated in brackets (X). These hits are resolved with the attacking model part's Strength and Armour Penetration.

If a model has both Grind Attacks and Impact Hits, it may only use one of these rules in the same Round of Combat (its controlling player may choose which). In multipart models, only model parts that also have Harnessed or Inanimate can use their Impact Hits. When several models in the same unit have Impact Hits, and when X is a random number (e.g. Impact Hits (D6)), roll for the number of hits separately for each model part.

Inanimate: Inanimate - Melee

Model parts with Inanimate cannot make Close Combat Attacks and cannot use Shooting Weapons. Shooting Weapons carried by model parts with Inanimate can be used by other model parts of the same model (as long as they do not have Harnessed or Inanimate).

Light Armour: Armor +1

Light Troops: Units composed entirely of models with Light Troops are allowed to make any number of Reforms when performing Advance Moves or March Moves. They are allowed to shoot even if they Marched or Reformed. No model can end its movement with its centre further away than its March Rate from its starting position, around any obstructions (including the Unit Spacing rule). This means that when checking the distance travelled by a model, check the path the model would have taken if it was alone, with the exception that the unit as a whole cannot break the Unit Spacing rule while

performing the move. If a model performed any action during the movement (such as a Sweeping Attack), the distance moved is counted from its starting position to the point on the Battlefield where it performed that action and then to its final position.

If more than half the models in a unit have Light Troops, the unit always counts as having 0 Full Ranks. Characters with Light Troops that are joined to units with one or more models without Light Troops, lose this rule for as long as they remain with the unit. An Infantry Character joined to an Infantry unit with both Light Troops and the same Size as the Character gains Light Troops for as long as it remains with the unit.

Move or Fire: The attack may not be used if the attacking model has made an Advance Move, March Move, Reform or Pivot during the current Player Turn.

Orders: A Character with Orders may give a single Order to a Parent or Support Unit within 8"; A General with Orders may instead give a single Order to a friendly Parent or Support Unit within the range of its Commanding Presence. Orders are given at the start of each friendly Player Turn, and their effects last until the end of the next Player Turn. A unit cannot receive the same Order more than once during the same Player Turn. Only models of Standard Height are affected. The available Orders are listed below: **Brace For Impact!** The target gains **Fight in Extra Rank. On The Double!** The target gains +1"; Advance Rate and +4"; March Rate. **Ready! Aim! Fire!** The target gains **Accurate. Steady, Men!** Discipline Tests taken by the target are subject to Minimised Roll. A unit that receives this Order and passes a Rally Test doesn't become Shaken, and the Reform that is made after Rallying doesn't prevent the unit from moving and/or shooting (but it still counts as having moved for shooting purposes). d

Plate Armour: +3 Armor

Random Movement: The unit cannot Declare Charges and cannot move normally (Advance, March, Reform) in the Movement Phase (which also means they cannot perform Magical Moves). The model loses Swiftstride (and can never gain it), but always charges, Flees, Pursues and Overruns the distance stated in brackets.

In the Movement Phase, at the end of step 2 of the the it with Random Movement moves using the rules for Pursuing units, except that they can freely choose which direction to rotate towards before rolling the Pursuit Distance, cannot move off the Board Edge and only take Dangerous Terrain Tests if they actually charge an enemy unit (they still test as normal when Fleeing, Pursuing a Broken enemy or Overrunning).

Whenever a unit with Random Movement needs a March Rate (e.g. when Post-Combat Reforming), use the potential maximum value of X as its March Rate.

Characters with Random Movement can only join units with Random Movement (by moving into contact with them during the Movement Phase or by being deployed inside), and units with Random Movement can only be joined by Characters with Random Movement. Units with Random Movement cannot enter Buildings. If a unit has several sets of Random Movement, use the one with the lowest average (in case of a tie, you may choose which version to use). A model with Random Movement cannot move in the same phase as it arrives on the Battlefield as Reinforcement (Dawn Assault) or Ambusher.

Scoring: Units with at least one model with Scoring are considered to be Scoring Units, which are used for winning Secondary Objectives (see section XVI.2 "Scoring Secondary Objectives", page 67). Every army needs a few Scoring units to be able to complete Secondary Objectives, which is why units with Scoring are marked in the Army Books with a special pennant icon:

Scoring can be lost during the game:

- A unit that is Fleeing loses Scoring for as long as it is Fleeing.
- An Ambushing unit that enters the Battlefield on Game Turn 4 or later loses Scoring.
- A unit that has performed a Post-Combat Reform loses Scoring until the start of the following Player Turn.

Scout: At step 8 of the Pre-Game Sequence (after Spell Selection) an army that includes units with Scout must state which of its units with Scout will use it, starting with the player that picked the Deployment Zone. Deploy your army as usual, but without deploying any of the Scouting units. These units are placed after all other non-Scouting units have been deployed. They can either be deployed in your Deployment Zone, using the normal rules, or they can be deployed outside the Deployment Zone, but must be more than 18" away from any enemy units. This is decreased to 12" if the Scouting unit is deployed entirely within a Forest, Ruins, Field, Building, or Water Terrain Feature. Scouting units that are deployed outside their player's Deployment Zone may not Declare Charges in the first Player Turn (if their side has the first turn). If both players have Scouting units, alternate deploying one unit at a time, starting with the player that finished deploying first.

Shield: +1 Armour Hand Weapons wielded by models on foot can be used alongside a Shield, then giving Parry.

Skirmisher: The model can draw Lines of Sight in any direction (i.e. it is not limited by the Front Arc) from any point on its base (remember that Charge Moves are limited by a single Wheel of no more than 90°, and that Stand and Shoot Charge Reactions can only be done against enemies in the Front Arc) and can always use Shooting Attacks from any rank (they are not limited to shooting from first and second rank).

Units with at least one R&F model with Skirmisher are formed into a skirmish formation. They are not placed in base to base contact with each other.

Instead, models are placed with a 12.5 mm distance between them. This gap is considered part of the unit for Cover purposes, and will have the same Size as the models in the unit. Other than this gap between models, units with Skirmisher follow the normal rules for forming units and therefore have a Front, two Flanks, a Rear, can perform Supporting Attacks, and so on. Units in skirmish formation gain Hard Target and Light Troops, never block Line of Sight, and when units in skirmish formation would contribute to Hard Cover, they contribute to Soft Cover instead.

Steam Cannon: Artillery Weapon.

Cannon, Range 36", Shots 1, Str 3 [7], AP 0 [6], Area Attack (1x5), [Multiple Wounds (D3, Clipped Wings)].

Steam Powered: The model may choose not to move despite having Random Movement, and its Pursuit and Overrun Distance in the Melee Phase are **always** 0"; Before moving in the Movement Phase, the model may choose to replace its Random Movement (4D3") with **Random Movement (5D3")** until the end of the Movement Phase. If so, the Steam Cannon cannot be used during this Player Turn.

Support Unit: A unit is considered a Support Unit if at least half of its models have this Universal Rule. Support Units are treated as **Insignificant** by Parent Units. Support Units within 8"; of at least one Parent Unit gain **Fight in Extra Rank** and may use Shooting Attacks from the third rank (in addition to the first and second). If the Support Unit has at least one Full Rank, it counts as having the same number of Full Ranks as a Parent Unit within 8"; for the purpose of being Steadfast if it has fewer Full Ranks than the Parent Unit. During the opponent's Charge Phase, Support Units may perform one of the following actions: 1. Immediately after an unengaged Parent Unit within 8"; declares a Charge Reaction other than a mandatory Flee Charge Reaction, the Support Unit may Stand and Shoot as if the enemy had declared a Charge against them in their current position (apply the normal rules for the Stand and Shoot Charge Reaction). 2. Immediately after all enemy units have completed their Charge Moves, Support Units within 8"; of any Parent Unit that was successfully Charged in this phase may Counter Charge. To do so, choose one enemy unit that successfully Charged the Parent Unit and declare a Charge with the whole Support Unit. Apply all the usual rules for Charging for this out-of-sequence Charge (such as Line of Sight, Front Arc, must roll for Charge Range, max. one Wheel, etc.). When calculating Combat Scores in the following Melee Phase, combine the Rank Bonus of both the Parent Unit and up to one Support Unit that performed a successful Counter Charge (following all normal restrictions), up to a maximum of +6.

Towering Presence: The model gains Tall and can never be joined or join a unit (unless it is a War Platform). A model with Towering Presence increases

its Rally Around the Flag and Commanding Presence ranges by 6".

Unbreakable: The model gains Fearless and its unit automatically passes all Break Tests. Characters with Unbreakable can only join units consisting entirely of models with Unbreakable. Units with one or more models with Unbreakable can only be joined by Characters with Unbreakable.

War Machine: The model cannot Pursue, Declare Charges or Declare Flee as Charge Reaction. Characters can never join units with War Machines, and Characters with War Machine cannot join units at all.

When a War Machine fails a Panic Test, instead of Fleeing it is Shaken until the end of the next Player Turn. War Machines that fail a Break Test are automatically destroyed. War Machines and units Engaged in Combat with them cannot make Combat Reforms.

When a unit charges a War Machine, it can move into base contact by having its Front Facing contact any point of the War Machine's base (it must still maximise the number of models in base contact, see subsection II.1.A "Bases and Base Contact", page 4 and Figure 1 page 4). No Align Move is allowed. Ignore the War Machine's Facing, as it does not have any due to its round base.

Wizard Apprentice: - Knows 1 spell.

- Can select between the Learned Spell 1 of its chosen Path and the Hereditary Spell of its army.

The Wizard selects its spells as described in Spell Selection

Zealots: Prelates may join the unit and gain **Fearless** and **Unbreakable** while joined to the unit.

Qr codes of your army

You can print this page to have all your army's units qrcode and cut them to stick them on your units, with them you can directly access to the unit's profile with your phone.

Electoral Cavalry #1



Heavy Infantry #2



Light Infantry #1



Light Infantry #2



Knights of the Sun Griffon #1



Imperial Rangers #1



Artillery #1



Artillery #2



Steam Tank #1



Flagellants #1



Knight Commander #1



Prelate #1



Marshal #2



Wizard #1

