



HIGHBORN ELVES

GARY KIERANS - 2 910 POINTS



795 pts (33.00 %) 1240 pts (52.00 %) 875 pts (36.00 %) 720 pts (30.00 %) 0 pts (0.00 %)

Characters (40 Max) **Core** (25 Least) **Special** (0 NoLimit) **Queen's Bows** (30 Max) **Naval Ordnance** (15 Max)

Characters



HIGH PRINCE #1
High Prince - Standard - Infantry - 20x20

335 POINTS



Global	Adv	Mar	Dis	Model Rules		
	5"	10"	10	Martial Discipline		
Defensive	HP	Def	Res	Arm		
	3	7	3	0	Light Armour	
Offensive	Att	Off	Str	Ap	Agi	
High Prince	4	7	4	1	8	Lightning Reflexes, Lightning Reflexes, Hand Weapon

Options | General • Dragonforged Armour • Shield • Great Weapon • Ring of the Pearl Throne



MAGE #1
Mage - Standard - Infantry - 20x20

230 POINTS



Global	Adv	Mar	Dis	Model Rules		
	5"	10"	9	Wizard Adept, Martial Discipline, Master of Spellcrafting		
Defensive	HP	Def	Res	Arm		
	3	4	3	0		
Offensive	Att	Off	Str	Ap	Agi	
Mage	1	4	3	0	5	Lightning Reflexes, Lightning Reflexes, Hand Weapon



MAGE #2
Mage - Standard - Infantry - 20x20

230 POINTS



Global	Adv	Mar	Dis	Model Rules		
	5"	10"	9	Wizard Adept, Martial Discipline, Master of Spellcrafting		
Defensive	HP	Def	Res	Arm		
	3	4	3	0		
Offensive	Att	Off	Str	Ap	Agi	
Mage	1	4	3	0	5	Lightning Reflexes, Lightning Reflexes, Hand Weapon

Core



CITIZEN SPEARS #1
Citizen Spears x20 - Standard - Infantry - 20x20

260 POINTS



Global	Adv	Mar	Dis	Model Rules
--------	-----	-----	-----	-------------

<i>Global</i>	<i>Adv</i>	<i>Mar</i>	<i>Dis</i>	<i>Model Rules</i>	
	5"	10"	8	Scoring, Martial Discipline	
<i>Defensive</i>	<i>HP</i>	<i>Def</i>	<i>Res</i>	<i>Arm</i>	
	1	4	3	0	Light Armour, Shield
<i>Offensive</i>	<i>Att</i>	<i>Off</i>	<i>Str</i>	<i>Ap</i>	<i>Agi</i>
Citizen Spear	1	4	3	0	5
Fight in Extra Rank, Lightning Reflexes, Spear					



CITIZEN SPEARS #2
Citizen Spears x20 - Standard - Infantry - 20x20

260 POINTS



<i>Global</i>	<i>Adv</i>	<i>Mar</i>	<i>Dis</i>	<i>Model Rules</i>	
	5"	10"	8	Scoring, Martial Discipline	
<i>Defensive</i>	<i>HP</i>	<i>Def</i>	<i>Res</i>	<i>Arm</i>	
	1	4	3	0	Light Armour, Shield
<i>Offensive</i>	<i>Att</i>	<i>Off</i>	<i>Str</i>	<i>Ap</i>	<i>Agi</i>
Citizen Spear	1	4	3	0	5
Fight in Extra Rank, Lightning Reflexes, Spear					



CITIZEN ARCHERS #1
Citizen Archers x15 - Standard - Infantry - 20x20

220 POINTS



<i>Global</i>	<i>Adv</i>	<i>Mar</i>	<i>Dis</i>	<i>Model Rules</i>	
	5"	10"	8	Scoring, Martial Discipline	
<i>Defensive</i>	<i>HP</i>	<i>Def</i>	<i>Res</i>	<i>Arm</i>	
	1	4	3	0	Light Armour
<i>Offensive</i>	<i>Att</i>	<i>Off</i>	<i>Str</i>	<i>Ap</i>	<i>Agi</i>
Citizen Archer	1	4	3	0	5
Lightning Reflexes, Longbow					



CITIZEN ARCHERS #2
Citizen Archers x15 - Standard - Infantry - 20x20

220 POINTS



<i>Global</i>	<i>Adv</i>	<i>Mar</i>	<i>Dis</i>	<i>Model Rules</i>	
	5"	10"	8	Scoring, Martial Discipline	
<i>Defensive</i>	<i>HP</i>	<i>Def</i>	<i>Res</i>	<i>Arm</i>	
	1	4	3	0	Light Armour
<i>Offensive</i>	<i>Att</i>	<i>Off</i>	<i>Str</i>	<i>Ap</i>	<i>Agi</i>
Citizen Archer	1	4	3	0	5
Lightning Reflexes, Longbow					



SEA GUARD #1
Sea Guard x15 - Standard - Infantry - 20x20



280 POINTS



<i>Global</i>	<i>Adv</i>	<i>Mar</i>	<i>Dis</i>	<i>Model Rules</i>	
	5"	10"	8	Scoring, Martial Discipline, Cover Volley	
<i>Defensive</i>	<i>HP</i>	<i>Def</i>	<i>Res</i>	<i>Arm</i>	
	1	5	3	0	Light Armour, Shield



<i>Offensive</i>	<i>Att</i>	<i>Off</i>	<i>Str</i>	<i>Ap</i>	<i>Agi</i>	
Sea Guard	1	4	3	0	5	Lightning Reflexes, Steady Aim, Bow, Spear

Special

	SWORD MASTERS #1 Sword Masters x15 - Standard - Infantry - 20x20	390 POINTS	
--	--	-------------------	---

<i>Global</i>	<i>Adv</i>	<i>Mar</i>	<i>Dis</i>	<i>Model Rules</i>		
	5"	10"	8	Scoring, Martial Discipline		
<i>Defensive</i>	<i>HP</i>	<i>Def</i>	<i>Res</i>	<i>Arm</i>		
	1	6	3	0	Heavy Armour	
<i>Offensive</i>	<i>Att</i>	<i>Off</i>	<i>Str</i>	<i>Ap</i>	<i>Agi</i>	
Sword Master	2	6	3	0	6	Lightning Reflexes, Sword Sworn, Great Weapon

Options	Champion • Musician • Standard Bearer • Flaming Standard
----------------	--

	FLAME WARDENS #1 Flame Wardens x15 - Standard - Infantry - 20x20	280 POINTS	
--	--	-------------------	---

<i>Global</i>	<i>Adv</i>	<i>Mar</i>	<i>Dis</i>	<i>Model Rules</i>		
	5"	10"	9	Fearless, Scoring, Martial Discipline		
<i>Defensive</i>	<i>HP</i>	<i>Def</i>	<i>Res</i>	<i>Arm</i>		
	1	5	3	0	Aegis, Heavy Armour	
<i>Offensive</i>	<i>Att</i>	<i>Off</i>	<i>Str</i>	<i>Ap</i>	<i>Agi</i>	
Flame Warden	1	5	3	0	6	Fight in Extra Rank, Lightning Reflexes, Halberd

	LION CHARIOT #1 Lion Chariot - Large - Construct - 50x100	205 POINTS	
--	---	-------------------	---

<i>Global</i>	<i>Adv</i>	<i>Mar</i>	<i>Dis</i>	<i>Model Rules</i>		
	8"	8"	8	Swiftstride, Martial Discipline, Valiant		
<i>Defensive</i>	<i>HP</i>	<i>Def</i>	<i>Res</i>	<i>Arm</i>		
	4	5	4	2	Heavy Armour	
<i>Offensive</i>	<i>Att</i>	<i>Off</i>	<i>Str</i>	<i>Ap</i>	<i>Agi</i>	
Crew	1	5	4	1	5	Lightning Reflexes, Multiple Wounds, Great Weapon
Lion	2	5	5	2	4	Harnessed
Chassis			5	2	Impact Hits, Inanimate	

Magics

Racial Trait Spell

	Casting	Range	Type	Duration
H Favour of Meladys				
<i>Mf</i>	10+	Caster	Caster	Last one Turn

Casting	Range	Type	Duration
<p><i>You gain one Veil Token that is not removed when the spell ends. When a friendly unit within 18" of the Caster suffers a wound before Special Saves, you may discard a Veil Token from your Veil Token pool and apply the following rules instead:</i></p> <ul style="list-style-type: none"> <i>• No Special Save can be taken.</i> <i>• If the attack causing the wound has Multiple Wounds, it inflicts one wound less than usual. Otherwise, the wound is ignored.</i> <p><i>For Standard Infantry, up to 2 wounds are ignored per token provided they are suffered simultaneously. A maximum of two Veil Tokens may be discarded each phase for this purpose. Characters and Gigantic models can only ignore a single wound this way per phase.</i></p>			

Magic items

Ring of the Pearl Throne: After step 4 of the Round of Combat Sequence (after issuing and accepting Duels) of each Round of Combat that the bearer's unit is fighting, choose one of the following: • A single Special Item on a Character or Champion in base contact with the bearer • A single Special Item on a single model unit in base contact with the bearer • A Banner Enchantment carried by a Standard Bearer in base contact with the bearer This Special Item is ignored for as long as its bearer remains in base contact with the bearer of the Ring of the Pearl Throne. Only a single Special Item can be affected at any time. In case the model has more than one instance of the chosen item, only one instance is affected.

Magic banners

Flaming Standard: One use only. May be activated at the start of a Round of Combat or before shooting with the bearer's unit. The bearer's unit gains Flaming Attacks. If activated when Engaged in Combat, the effect lasts until the bearer's unit is no longer Engaged in Combat. If activated before shooting with the bearer's unit, the effect lasts until the end of the phase.

Model Rules

Aegis:

Bow:

Cover Volley: When an enemy unit declares a Charge against another unit containing one or more models with Martial Discipline in the Charge Phase, a single friendly unit containing one or more models with Cover Volley may immediately perform a Stand and Shoot Charge Reaction with the following conditions and restrictions: • The distance between the Charger and the Charged unit **must** be greater than the Charger's Advance Rate (using the lowest value among the Charging models if there is more than one). • The unit with Cover Volley is within 12" of the Charged unit. • Only model parts with Cover Volley may shoot, and they may only shoot once per Charge Phase. • The unit **must** use Stand and Shoot before the Charged unit declares its Charge Reaction. If the Charge is no longer possible after the unit's Stand and Shoot (e.g. due to the Charging unit being destroyed or failing a Panic Test), the Charged unit does not declare any Charge Reaction. • The Stand and Shoot Charge Reaction is performed as if the enemy had declared the Charge against the unit with Cover Volley in their current position (apply the normal rules for the Stand and Shoot Charge Reaction, i.e. the Charging unit must be Located in the Front Arc of the unit with Cover Volley, the unit with Cover Volley cannot be Shaken or Fleeing, etc.).

Fearless: If more than half of a unit's models are Fearless, the unit automatically passes Panic Tests and Decimated Tests and cannot declare a Flee Charge Reaction (unless already Fleeing). Models that are Fearless are also immune to the effects of Fear.

Fight in Extra Rank:

Great Weapon: Attacks made with a Great Weapon gain +2 Strength, +2 Armour Penetration and always strike at Initiative Step 0 (regardless of the wielder's Agility). A model using this weapon cannot simultaneously use a Shield against Melee Attacks

Halberd: Attacks made with a Halberd gain +1 Strength and +1 Armour Penetration. A model using this weapon cannot simultaneously use a Shield against Melee Attacks.

Hand Weapon: All models come equipped with a Hand Weapon as their default equipment. If a model has any Close Combat Weapon other than a Hand Weapon, it cannot choose to use the Hand Weapon (unless specifically stated). Hand Weapons wielded by models on foot can be used alongside a Shield, then giving Parry

Harnessed: Model parts with Harnessed cannot make Supporting Attacks and cannot use Weapons. Shooting Weapons carried by model parts with Harnessed can be used by other model parts of the same model (as long as they do not have Harnessed or Inanimate). A model with with at least one model part with Harnessed is considered to be mounted.

Heavy Armour: +2 Armor

Impact Hits: At Initiative Step 10, a charging model part with Impact Hits must choose an enemy unit that is in base contact with the attacking model's Front Facing. This unit suffers a number of hits equal to the value stated in brackets (X). These hits are resolved with the attacking model part's Strength and Armour Penetration.

If a model has both Grind Attacks and Impact Hits, it may only use one of these rules in the same Round of Combat (its controlling player may choose which). In multipart models, only model parts that also have Harnessed or Inanimate can use their Impact Hits. When several models in the same unit have Impact Hits, and when X is a random number (e.g. Impact Hits (D6)), roll for the number of hits separately for each model part.

Inanimate: Inanimate - Melee

Model parts with Inanimate cannot make Close Combat Attacks and cannot use Shooting Weapons. Shooting Weapons carried by model parts with Inanimate can be used by other model parts of the same model (as long as they do not have Harnessed or Inanimate).

Light Armour: Armor +1

Lightning Reflexes:

Lightning Reflexes: Close Combat

A Close Combat Attack with Lightning Reflexes gains a +1 to-hit modifier. Model parts with this Attack Attribute wielding Great Weapons do not gain this +1 to-hit modifier, but strike with the Great Weapon at the Initiative Step corresponding to their Agility instead of always striking at Initiative Step 0.

Longbow: Portée 30", tir 1, Force 3, PA 0, Tir précis , Tir rapide

Martial Discipline: If more than half of a unit's models have Martial Discipline, their Discipline Tests are subject to Minimised Roll except for Panic and Break Tests.

Master of Spellcrafting: The Wizard's spells have their Casting Value reduced by 1. When performing a Casting Attempt with a single Magic Dice, a natural roll of '1' or '2' is always a failed Casting Attempt, regardless of any modifiers.

Multiple Wounds: Attacks & Weapons, Melee

Unsaved wounds caused by the attacks are multiplied into the value given in brackets (X). If the value is a dice (e.g. Multiple Wounds (D3)), roll one dice for each unsaved wound with Multiple Wounds. The amount of wounds that the attack is multiplied into can never be higher than the Health Points Characteristic of the target (excluding Health Points lost previously in the battle). For example, if a Multiple Wounds (D6) attack wounds a unit of Trolls (HP 3) and rolls a '5' for the multiplier, the number of unsaved wounds is reduced to 3, even if the Troll unit has already lost one or two Health Points previously in battle.

If Clipped Wings is stated after the X value in brackets, any unsaved wound caused by the attack against a model with Fly is multiplied into X+1 instead of X.

Scoring: Units with at least one model with Scoring are considered to be Scoring Units, which are used for winning Secondary Objectives (see section XVI.2 "Scoring Secondary Objectives", page 67). Every army needs a few Scoring units to be able to complete Secondary Objectives, which is why units with Scoring are marked in the Army Books with a special pennant icon:

Scoring can be lost during the game:

- A unit that is Fleeing loses Scoring for as long as it is Fleeing.
- An Ambushing unit that enters the Battlefield on Game Turn 4 or later loses Scoring.
- A unit that has performed a Post-Combat Reform loses Scoring until the start of the following Player Turn.

Shield: +1 Armour Hand Weapons wielded by models on foot can be used alongside a Shield, then giving Parry.

Spear:

Steady Aim: The model can shoot from the third rank (in addition to the first and second) and it does not suffer the -1 to-hit modifier for Stand and Shoot Charge Reactions.

Swiftstride: When a unit composed entirely of models with Swiftstride rolls Charge Range, Flee Distance, Pursuit Distance or Overrun Distance, it rolls an additional D6 (normally this will lead to rolling 3D6) and discards the lowest D6 rolled.

Sword Sworn: The model part gains a +1 to-hit modifier when attacking with a Great Weapon.

Valiant: The model is immune to the effects of Fear. If more than half of a unit's models have Valiant, the unit automatically passes Panic Tests caused by Terror.

Wizard Adept: - Knows 2 spells.

- Can select from the Learned Spells 1, 2, 3, and 4 of its chosen Path and the Hereditary Spell of its army.

The Wizard gains Channel (1) and selects its spells as described in Spell Selection.

Qr codes of your army

You can print this page to have all your army's units qrcode and cut them to stick them on your units, with them you can directly access to the unit's profil with your phone.

High Prince #1



Sword Masters #1



Flame Wardens #1



Lion Chariot #1



Citizen Spears #1



Citizen Spears #2



Citizen Archers #1



Citizen Archers #2



Sea Guard #1



Mage #1



Mage #2

