



HOBGOBLINS

HOBGOBLINS

VIA LE HOB - 2 925 POINTS

520 pts (17.00 %) 1190 pts (40.00 %) 585 pts (20.00 %) 755 pts (25.00 %)

Characters **Special** **Blotting the Sun** **Core**
 (40 Max) (0 NoLimit) (35 Max) (25 Least)

Characters



KASSTETE

Shah - Standard - Infantry - 20x20

165 POINTS



Global	Adv	Mar	Dis	Model Rules		
	4"	8"	9	Lord of the Plains		
Defensive	HP	Def	Res	Arm		
	3	5	4	0	Infernal Armour	
Offensive	Att	Off	Str	Ap	Agi	
Shah	4	5	4	1	5	Iron Rain, Hand Weapon

Options

General



MAGO

Hobgoblin Conjurer - Standard - Infantry - 20x20

355 POINTS



Global	Adv	Mar	Dis	Model Rules		
	4"	8"	7	Wizard Apprentice		
Defensive	HP	Def	Res	Arm		
	3	3	3	0		
Offensive	Att	Off	Str	Ap	Agi	
Hobgoblin Conjurer	1	3	3	0	3	Hand Weapon

Options

Wizard Master

Core



ROULE MA POULE

Hob Levies x20 - Standard - Infantry - 20x20

155 POINTS



Global	Adv	Mar	Dis	Model Rules		
	4"	8"	7	Scoring		
Defensive	HP	Def	Res	Arm		
	1	3	3	0	Light Armour	
Offensive	Att	Off	Str	Ap	Agi	
Hob Levy	1	3	3	0	3	Iron Rain

Options

Champion • Musician • Standard Bearer • Paired Weapons • Shield



LANCE PIERRE

Hob Slingers x10 - Standard - Infantry - 20x20

125 POINTS



Global	Adv	Mar	Dis	Model Rules	
--------	-----	-----	-----	-------------	--

<i>Global</i>	<i>Adv</i>	<i>Mar</i>	<i>Dis</i>	<i>Model Rules</i>	
	4"	8"	7	Vanguard, Light Troops, Skirmisher	
<i>Defensive</i>	<i>HP</i>	<i>Def</i>	<i>Res</i>	<i>Arm</i>	
	1	3	3	0	Hard Target
<i>Offensive</i>	<i>Att</i>	<i>Off</i>	<i>Str</i>	<i>Ap</i>	<i>Agi</i>
Hob Slinger	1	3	3	0	3 Iron Rain, Boiling Oil, Paired Weapons, Sling



TCHAC LES FLECHES
Hob Levies x20 - Standard - Infantry - 20x20

125 POINTS



<i>Global</i>	<i>Adv</i>	<i>Mar</i>	<i>Dis</i>	<i>Model Rules</i>	
	4"	8"	7	Scoring	
<i>Defensive</i>	<i>HP</i>	<i>Def</i>	<i>Res</i>	<i>Arm</i>	
	1	3	3	0	Light Armour
<i>Offensive</i>	<i>Att</i>	<i>Off</i>	<i>Str</i>	<i>Ap</i>	<i>Agi</i>
Hob Levy	1	3	3	0	3 Iron Rain



ALE LE GA
Hob Levies x20 - Standard - Infantry - 20x20

155 POINTS



<i>Global</i>	<i>Adv</i>	<i>Mar</i>	<i>Dis</i>	<i>Model Rules</i>	
	4"	8"	7	Scoring	
<i>Defensive</i>	<i>HP</i>	<i>Def</i>	<i>Res</i>	<i>Arm</i>	
	1	3	3	0	Light Armour
<i>Offensive</i>	<i>Att</i>	<i>Off</i>	<i>Str</i>	<i>Ap</i>	<i>Agi</i>
Hob Levy	1	3	3	0	3 Iron Rain

Options

Champion • Musician • Standard Bearer • Paired Weapons



LAITSSE GAU
Hob Levies x20 - Standard - Infantry - 20x20

195 POINTS



<i>Global</i>	<i>Adv</i>	<i>Mar</i>	<i>Dis</i>	<i>Model Rules</i>	
	4"	8"	7	Scoring	
<i>Defensive</i>	<i>HP</i>	<i>Def</i>	<i>Res</i>	<i>Arm</i>	
	1	3	3	0	Light Armour
<i>Offensive</i>	<i>Att</i>	<i>Off</i>	<i>Str</i>	<i>Ap</i>	<i>Agi</i>
Hob Levy	1	3	3	0	3 Iron Rain

Options

Champion • Musician • Standard Bearer • Heavy Armour and Halberd

Special




BOBONE
Drum Gogyag - Gigantic - Beast - 60x100

220 POINTS




<i>Global</i>	<i>Adv</i>	<i>Mar</i>	<i>Dis</i>	<i>Model Rules</i>	
	6"	12"	7	Not a Leader, War Platform, Giant Drum, Musician	
<i>Defensive</i>	<i>HP</i>	<i>Def</i>	<i>Res</i>	<i>Arm</i>	
	5	3	6	3	

<i>Offensive</i>	<i>Att</i>	<i>Off</i>	<i>Str</i>	<i>Ap</i>	<i>Agi</i>	
Drummer(4)	1	3	3	0	3	Halberd
Gogyag	4	3	5	2	2	Harnessed



QUAF LES CHIENS
Mountain Wolf Cavalry x10 - Standard - Cavalry - 25x50

260 POINTS



<i>Global</i>	<i>Adv</i>	<i>Mar</i>	<i>Dis</i>	<i>Model Rules</i>		
	8"	16"	7	Feigned Flight, Vanguard, Light Troops		
<i>Defensive</i>	<i>HP</i>	<i>Def</i>	<i>Res</i>	<i>Arm</i>		
	1	4	3	1	Light Armour, Shield	
<i>Offensive</i>	<i>Att</i>	<i>Off</i>	<i>Str</i>	<i>Ap</i>	<i>Agi</i>	
Hobgoblin Rider	1	4	3	0	3	Iron Rain, Lance, Bow
Mountain Wolf	2	3	3	1	3	Harnessed

Options	Champion • Musician • Standard Bearer
----------------	---------------------------------------




FRANKIL TAGADA
Hob Cataphracts x10 - Standard - Cavalry - 25x50

280 POINTS




<i>Global</i>	<i>Adv</i>	<i>Mar</i>	<i>Dis</i>	<i>Model Rules</i>		
	7"	14"	8	Scoring		
<i>Defensive</i>	<i>HP</i>	<i>Def</i>	<i>Res</i>	<i>Arm</i>		
	1	4	3	2	Heavy Armour, Shield	
<i>Offensive</i>	<i>Att</i>	<i>Off</i>	<i>Str</i>	<i>Ap</i>	<i>Agi</i>	
Veteran	1	4	3	0	3	Weapon Master, Iron Rain, Paired Weapons, Lance, Bow
Bear-Dog	2	3	4	1	2	Harnessed, Stomp Attacks



GROS BALOURDS
Tusker Mahouts x3 - Large - Cavalry - 50x100

430 POINTS



<i>Global</i>	<i>Adv</i>	<i>Mar</i>	<i>Dis</i>	<i>Model Rules</i>		
	8"	14"	8			
<i>Defensive</i>	<i>HP</i>	<i>Def</i>	<i>Res</i>	<i>Arm</i>		
	3	4	5	2		
<i>Offensive</i>	<i>Att</i>	<i>Off</i>	<i>Str</i>	<i>Ap</i>	<i>Agi</i>	
Hobgoblin Mahout(3)	1	4	3	0	3	
Plains Tusker	4	3	5	2	2	

Options	Champion • Musician • Standard Bearer
----------------	---------------------------------------

Blotting the Sun



PAN PAN D'LA HAUT
Sky Mountain Emissaries x3 - Large - Cavalry - 40x60

260 POINTS



<i>Global</i>	<i>Adv</i>	<i>Mar</i>	<i>Dis</i>	<i>Model Rules</i>		
	6"	12"	7	Scoring		
<i>Defensive</i>	<i>HP</i>	<i>Def</i>	<i>Res</i>	<i>Arm</i>		
	2	3	4	1	Infernal Armour	
<i>Offensive</i>	<i>Att</i>	<i>Off</i>	<i>Str</i>	<i>Ap</i>	<i>Agi</i>	

Offensive	Att	Off	Str	Ap	Agi	
Emissary	1	3	3	0	3	Saddle Cannon
Colossal Camel	2	3	4	1	2	Harnessed

 GROS TCHAC 1 100 POINTS 						
Hob Ballista - Standard - Construct - 60						
Global	<i>Adv</i>	<i>Mar</i>	<i>Dis</i>	<i>Model Rules</i>		
	4"	4"	7	War Machine		
Defensive	<i>HP</i>	<i>Def</i>	<i>Res</i>	<i>Arm</i>		
	5	1	4	0	Light Armour	
Offensive	<i>Att</i>	<i>Off</i>	<i>Str</i>	<i>Ap</i>	<i>Agi</i>	
Crew	3	3	3	0	3	Move or Fire, Iron Rain, Ballista

 GROS TCHAC 2 100 POINTS 						
Hob Ballista - Standard - Construct - 60						
Global	<i>Adv</i>	<i>Mar</i>	<i>Dis</i>	<i>Model Rules</i>		
	4"	4"	7	War Machine		
Defensive	<i>HP</i>	<i>Def</i>	<i>Res</i>	<i>Arm</i>		
	5	1	4	0	Light Armour	
Offensive	<i>Att</i>	<i>Off</i>	<i>Str</i>	<i>Ap</i>	<i>Agi</i>	
Crew	3	3	3	0	3	Move or Fire, Iron Rain, Ballista

Magics

Racial Trait Spell

	<i>Casting</i>	<i>Range</i>	<i>Type</i>	<i>Duration</i>
Chains of Pride				
<i>Mf</i>	(6+) {11+}	18"	Translation missing: en.magic_spell.type_target.Hex_r, Translation missing: en.magic_spell.type_target.Augment_b	One Turn
<i>The target gains Unstable.</i>				

Model Rules

Ballista: Artillery Weapon.

Range 48", Shots 1, Str 3 [6], AP 10, Area Attack (1x5), [Multiple Wounds (D3)].

Boiling Oil: Attack Attribute – Shooting.

If one or more simultaneous attacks with Boiling Oil hit, after resolving these attacks, the target unit gains one Boiling Oil marker. If a unit with one or more Boiling Oil markers is targeted by Shooting Attacks with Iron Rain, the shooting models are considered to be Located in the target's Rear Arc for the purpose of Iron Rain (not for the purpose of other rules like Area Attack). Remove all markers from a unit when it suffers one or more Health Point losses from attacks with Iron Rain or at the end of the Shooting Phase, whichever comes first.

Bow:

Feigned Flight: A unit consisting solely of models with Feigned Flight that voluntarily chooses to Flee as a Charge Reaction, and subsequently passes a Rally Test in its next Player Turn, doesn't become Shaken. Furthermore, the Reform that is made after Rallying in this case doesn't prevent the unit from moving nor from shooting (but it still counts as having moved for shooting purposes). This rule cannot be applied if a unit fails to rally on the next friendly Player Turn or involuntarily Flees, such as a result of a failed Panic Test or if it was already Fleeing when being charged.

Giant Drum: Universal Rule.

The model must be deployed in, and can only join Blasted Plains Emissaries, Hob Levies, or Tyrannical Disciples units. The model can never voluntarily leave its unit. In addition, the range of the model's March to the Beat, and to enemy units that are required to take a March Test due to the Drum Gogyag's unit, are both extended to 12".

Halberd: Attacks made with a Halberd gain +1 Strength and +1 Armour Penetration. A model using this weapon cannot simultaneously use a Shield against Melee Attacks.

Hand Weapon: All models come equipped with a Hand Weapon as their default equipment. If a model has any Close Combat Weapon other than a Hand Weapon, it cannot choose to use the Hand Weapon (unless specifically stated). Hand Weapons wielded by models on foot can be used alongside a Shield, then giving Parry.

Hard Target:

Harnessed: Model parts with Harnessed cannot make Supporting Attacks and cannot use Weapons. Shooting Weapons carried by model parts with Harnessed can be used by other model parts of the same model (as long as they do not have Harnessed or Inanimate). A model with at least one model part with Harnessed is considered to be mounted.

Heavy Armour: +2 Armor

Infernal Armour: Armour Equipment
Plate Armour. The wearer gains Aegis (5+, against Flaming Attacks).

Iron Rain: Shooting
Shooting Attacks made by the model while Located in the target's Flank or Rear Arc gain +1 to hit and +1 Armour Penetration.

Lance: Attacks made with a Lance and allocated toward models in the wielders' Front Facing gain Devastating Charge (+2 Strength, +2 Armour Penetration). Infantry cannot use Lances.

Light Armour: Armor +1

Light Troops: Units composed entirely of models with Light Troops are allowed to make any number of Reforms when performing Advance Moves or March Moves. They are allowed to shoot even if they Marched or Reformed. No model can end its movement with its centre further away than its March Rate from its starting position, around any obstructions (including the Unit Spacing rule). This means that when checking the distance travelled by a model, check the path the model would have taken if it was alone, with the exception that the unit as a whole cannot break the Unit Spacing rule while performing the move. If a model performed any action during the movement (such as a Sweeping Attack), the distance moved is counted from its starting position to the point on the Battlefield where it performed that action and then to its final position.

If more than half the models in a unit have Light Troops, the unit always counts as having 0 Full Ranks. Characters with Light Troops that are joined to units with one or more models without Light Troops, lose this rule for as long as they remain with the unit. An Infantry Character joined to an Infantry unit with both Light Troops and the same Size as the Character gains Light Troops for as long as it remains with the unit.

Lord of the Plains: Universal Rule.
While joined by a mounted model with this rule, Cavalry units gain Strider.

Move or Fire: The attack may not be used if the attacking model has made an Advance Move, March Move, Reform or Pivot during the current Player Turn.

Musician:

Not a Leader: The model cannot be the General.

Paired Weapons: The wielder gains +1 Attack Value when using Paired Weapons. Attacks made with Paired Weapons gain +1 Offensive Skill and ignore Parry. A model using this weapon cannot simultaneously use a Shield against Melee Attacks.

Saddle Cannon: Range 24", Shots D6, Str 4, AP 2, Quick to Fire.

Scoring: Units with at least one model with Scoring are considered to be Scoring Units, which are used for winning Secondary Objectives (see section XVI.2 "Scoring Secondary Objectives", page 67). Every army needs a few Scoring units to be able to complete Secondary Objectives, which is why units with Scoring are marked in the Army Books with a special pennant icon:
Scoring can be lost during the game:

- A unit that is Fleeing loses Scoring for as long as it is Fleeing.
- An Ambushing unit that enters the Battlefield on Game Turn 4 or later loses Scoring.
- A unit that has performed a Post-Combat Reform loses Scoring until the start of the following Player Turn.

Shield: +1 Armour Hand Weapons wielded by models on foot can be used alongside a Shield, then giving Parry.

Skirmisher: The model can draw Lines of Sight in any direction (i.e. it is not limited by the Front Arc) from any point on its base (remember that Charge Moves are limited by a single Wheel of no more than 90°, and that Stand and Shoot Charge Reactions can only be done against enemies in the Front Arc) and can always use Shooting Attacks from any rank (they are not limited to shooting from first and second rank).

Units with at least one R&F model with Skirmisher are formed into a skirmish formation. They are not placed in base to base contact with each other. Instead, models are placed with a 12.5 mm distance between them. This gap is considered part of the unit for Cover purposes, and will have the same Size as the models in the unit. Other than this gap between models, units with Skirmisher follow the normal rules for forming units and therefore have a Front, two Flanks, a Rear, can perform Supporting Attacks, and so on. Units in skirmish formation gain Hard Target and Light Troops, never block Line of Sight, and when units in skirmish formation would contribute to Hard Cover, they contribute to Soft Cover instead.

Sling: Range 18", Shots 1, Str 3, AP 0. When shooting from Short Range, the Strength of attacks made with this weapon is set to 4.

Stomp Attacks:

Vanguard: After Deployment (including units with Scout), models with Vanguard may perform a 12" move. The move is performed as an Advance Move in the Movement Phase, including any actions and restrictions the unit would normally have (such as Wheeling, Reforming, joining units, leaving units and so on). The 12" distance is used instead of the unit's Advance Rate and March Rate. This move cannot be used to move within 12" of enemy units. This is decreased to 6" for enemy units which have either Scouted or Vanguarded. Units that have moved in this way may not Declare Charges in the first Player Turn (if their side has the first turn). If both players have units with Vanguard, alternate moving units one at a time, starting with the player that finished deploying last. Instead of moving a unit, a player may declare to not move any more Vanguarding units.

War Machine: The model cannot Pursue, Declare Charges or Declare Flee as Charge Reaction. Characters can never join units with War Machines, and Characters with War Machine cannot join units at all.
When a War Machine fails a Panic Test, instead of Fleeing it is Shaken until the end of the next Player Turn. War Machines that fail a Break Test are automatically destroyed. War Machines and units Engaged in Combat with them cannot make Combat Reforms.
When a unit charges a War Machine, it can move into base contact by having its Front Facing contact any point of the War Machine's base (it must still maximise the number of models in base contact, see subsection II.1.A "Bases and Base Contact", page 4 and Figure 1 page 4). No Align Move is allowed. Ignore the War Machine's Facing, as it does not have any due to its round base.

War Platform: Unless selected as a mount for a Character, a model with War Platform gains Not a Leader and Character, with the following exceptions:

- It does not count towards the Character category (for Army List creation).
- It cannot Issue Duels, Accept Duels or Make Way.
- It can perform Swirling Melee.
- It does not count as a Character regarding Bodyguard and Multiple Wounds.

The model can join units even if it has Towering Presence, and having Chariot does not prevent it from joining units without Chariot. When joined to a unit, it must always be placed in the centre of the front rank, possibly pushing back other models with Front Rank, and must keep its position in the centre of the front rank at all times (as long as it is joined to the unit). If two positions are equally central (e.g. in a unit with an even number of models in the first rank and a War Platform replacing an uneven number of models per rank), the War Platform can be placed in either of these positions. If the War Platform cannot be placed in the centre of the front rank (e.g. due to Mismatching Bases or the front rank being too narrow), the model cannot join the unit. This means that a War Platform can never join a unit with Mismatching Bases and that only a single War Platform can be in the same unit unless noted otherwise.

Weapon Master:

Wizard Apprentice: - Knows 1 spell.

- Can select between the Learned Spell 1 of its chosen Path and the Hereditary Spell of its army.

The Wizard selects its spells as described in Spell Selection

Qr codes of your army

You can print this page to have all your army's units qrcode and cut them to stick them on your units, with them you can directly access to the unit's profil with your phone.

