



BEAST HERDS

PREMESQUES MONSTRES - 2 345 POINTS



1445 pts (32.00 %) 900 pts (20.00 %) 0 pts (0.00 %) 515 pts (11.00 %) 0 pts (0.00 %)
Characters **Core** **Special** **Ambush Predators** **Terrors of the Wild**
 (40 Max) (20 Least) (0 NoLimit) (60 Max) (40 Max)

Characters



MINOTAUR WARLORD #1

Minotaur Warlord - Large - Infantry - 40x40

705 POINTS



Global	Adv	Mar	Dis	Model Rules		
	6"	12"	9	Strider, Fearless, Frenzy		
Defensive	HP	Def	Res	Arm		
	5	5	5	0	Light Armour	
Offensive	Att	Off	Str	Ap	Agi	
Minotaur Warlord	5	6	6	3	5	Primal Instinct, Battle Focus, Impact Hits (D3, D3), Hand Weapon

Options Paired Weapons • General • Potion of Swiftnes • Aaghor's Affliction • Blessed Incriptions



SOOTHSAYER #1

Soothsayer - Large - Construct - 50x100

570 POINTS



Global	Adv	Mar	Dis	Model Rules		
	5"	10"	8	Pack Tactics, Blood Offering, Wizard Apprentice, Strider		
Defensive	HP	Def	Res	Arm		
	3	4	5	0		
Offensive	Att	Off	Str	Ap	Agi	
Soothsayer	1	4	3	0	3	Primal Instinct, Hand Weapon



MOUNT RAIDING CHARIOT

Global	Adv	Mar	Dis	Model Rules		
	7"	7"	C	Light Troops, Strider, Swiftstride		
Defensive	HP	Def	Res	Arm		
	4	C	C	C+2		
Offensive	Att	Off	Str	Ap	Agi	
WildhornCrew(3)	1	4	3	0	3	Primal Instinct, Light Lance
War Hog(2)	1	3	4	1	2	Harnessed
Chassis			5	2		Inanimate, Impact Hits (D6, D6)

Options Shamanism • Raiding Chariot • Wizard Master • Light Armour • Talisman of Shielding • Ancestral Carvings • Trickster's Cunning



BEAST CHIEFTAIN #1

Beast Chieftain - Standard - Infantry - 25x25

170 POINTS



Global	Adv	Mar	Dis	Model Rules	
	5"	10"	8	Pack Tactics, Strider	
Defensive	HP	Def	Res	Arm	
	3	5	5	0	Light Armour

<i>Offensive</i>	<i>Att</i>	<i>Off</i>	<i>Str</i>	<i>Ap</i>	<i>Agi</i>	
Beast Chieftain	3	5	4	1	4	Primal Instinct, Hand Weapon

Options	Battle Standard Bearer • Great Weapon
----------------	---------------------------------------

Core



	WILDHORN HERD #1	225 POINTS	
<i>Wildhorn Herd x20 - Standard - Infantry - 25x25</i>			

<i>Global</i>	<i>Adv</i>	<i>Mar</i>	<i>Dis</i>	<i>Model Rules</i>
	5"	10"	7	Pack Tactics, Strider, Scoring

<i>Defensive</i>	<i>HP</i>	<i>Def</i>	<i>Res</i>	<i>Arm</i>	
	1	4	4	0	

<i>Offensive</i>	<i>Att</i>	<i>Off</i>	<i>Str</i>	<i>Ap</i>	<i>Agi</i>	
Wildhorn	1	4	3	0	3	Primal Instinct

Options	Musician • Standard Bearer • Shield • Ambush
----------------	--


	WILDHORN HERD #2	225 POINTS	
<i>Wildhorn Herd x20 - Standard - Infantry - 25x25</i>			

<i>Global</i>	<i>Adv</i>	<i>Mar</i>	<i>Dis</i>	<i>Model Rules</i>
	5"	10"	7	Pack Tactics, Strider, Scoring

<i>Defensive</i>	<i>HP</i>	<i>Def</i>	<i>Res</i>	<i>Arm</i>	
	1	4	4	0	

<i>Offensive</i>	<i>Att</i>	<i>Off</i>	<i>Str</i>	<i>Ap</i>	<i>Agi</i>	
Wildhorn	1	4	3	0	3	Primal Instinct

Options	Musician • Standard Bearer • Shield • Ambush
----------------	--

	MONGREL RAIDERS #1	125 POINTS	
<i>Mongrel Raiders x10 - Standard - Infantry - 20x20</i>			

<i>Global</i>	<i>Adv</i>	<i>Mar</i>	<i>Dis</i>	<i>Model Rules</i>
	5"	10"	6	Pack Tactics, Strider, Light Troops, Skirmisher

<i>Defensive</i>	<i>HP</i>	<i>Def</i>	<i>Res</i>	<i>Arm</i>	
	1	3	3	0	Hard Target (1, 1)

<i>Offensive</i>	<i>Att</i>	<i>Off</i>	<i>Str</i>	<i>Ap</i>	<i>Agi</i>	
Mongrel Raider	1	3	3	0	3	Primal Instinct, Bow (4+, 4+)

Options	Scout, Ambush • Musician
----------------	--------------------------

	RAIDING CHARIOTS #1	325 POINTS	
<i>Raiding Chariots x3 - Large - Construct - 50x100</i>			

<i>Global</i>	<i>Adv</i>	<i>Mar</i>	<i>Dis</i>	<i>Model Rules</i>
	7"	7"	8	Strider, Light Troops, Swiftstride

<i>Defensive</i>	<i>HP</i>	<i>Def</i>	<i>Res</i>	<i>Arm</i>	
	4	4	4	2	Light Armour

<i>Offensive</i>	<i>Att</i>	<i>Off</i>	<i>Str</i>	<i>Ap</i>	<i>Agi</i>	
------------------	------------	------------	------------	-----------	------------	--

Offensive	Att	Off	Str	Ap	Agi	
Wildhorn Crew	1	4	3	0	3	Primal Instinct, Light Lance
Longhorn Crew	1	4	4	1	3	Primal Instinct, Great Weapon
War Hog (2)	1	3	4	1	2	Harnessed
Chassis			5	2		Inanimate, Impact Hits (D6, D6)

Magics

Racial Trait Spell

	Casting	Range	Type	Duration
Echoes of the Dark Forest				
Mf	4+ [8+]	18" [36"]	Translation missing: en.magic_spell.type_target.Augment	One Turn
<i>The target gains Fear, Fearless, and Terror. Enemy units in base contact with the target suffer -1 Discipline.</i>				



Shamanism

		Casting	Range	Type	Duration	Effect
3	Savage Fury	5+ [8+]	12" [24"]	Universal	One Turn	The target gains Frenzy and Battle Focus.
4	Chilling Howl	6+ [10+]	36"	Hex	One Turn	All units within 6" [12"] of the target when the spell is cast suffer a -1 to-wound modifier on their Shooting [Ranged] Attacks [including effects of spells cast while affected by spell effects].
5	Totemic Summon	10+ [12+]	96"	Ground	Instant	Summon a Totemic Beast (profile below). It must be placed within 1" [10"] of the Board Edge. Totemic Beast (for Totemic Summon) single model Size Large Type Beast Base 40x40 mm Global Adv Mar Dis Model Rules 3D6" - 7 Fearless, Random Movement (3D6") Defensive HP Def Res Arm 3 3 5 - Offensive Att Off Str AP Agi 4 3 5 2 3 Breath Attack (Str 3, AP 0)
6	Break the Spirit	9+ [11+]	18" [36"]	Hex	One Turn	The target suffers a -1 to-hit modifier, and treats all Terrain (including Open Terrain) as Dangerous Terrain (2).
1	Awaken the Beast	5+ [7+]	18"	Augment	One Turn	The target gains +1 Strength and +1 Armour Penetration [+1 Resilience].
A	Scarification		Caster		One Turn	Melee Attacks against the target can never wound on better than 5+.
2	Swarm of Insects	5+ [8+]	24" [48"]	Hex Missile Damage	Permanent	Immediately after successfully casting this spell, the target suffers 5D6 hits with Strength 1, Armour Penetration 0, and Magical Attacks. If one or more unsaved wounds are caused, the target suffers -1 to hit with its Shooting Attacks. This spell is immediately ended when the target performs an Advance, March, Charge, Failed Charge, or Pursuit Move.

Magic items

Aaghor's Affliction: The wearer gains +1 Resilience and **Fortitude (4+)**, but automatically fails all of its Armour Saves.

Blessed Inscriptions: Attacks made with this enchanted weapon become Divine Attacks and Magical Attacks, and failed to wound rolls must be rerolled.

Potion of Swiftmess: One use only. May be activated at the start of any Round of Combat. Until the end of the Player Turn, the bearer gains +3 Agility.

Ancestral Carvings: Attacks made with this weapon gain +2 Strength and +2 Armour Penetration, and become **Magical Attacks**. The wielder gains +2 Attack Value and **Distracting** while using this weapon.

Talisman of Shielding: The bearer gains Aegis (5+).

Trickster's Cunning: Successful to-wound rolls against the wearer's model **must** be rerolled.

Model Rules

Battle Focus: If the attack hits with a natural to-hit roll of '6', the attack causes two hits instead of one.

Blood Offering: Universal Rule.

A unit that includes at least one Character with Blood Offering may reroll failed Panic Tests at the cost of inflicting one wound with no saves of any kind allowed to a Character with Blood Offering in the unit.

Bow:

Fearless: If more than half of a unit's models are Fearless, the unit automatically passes Panic Tests and Decimated Tests and cannot declare a Flee Charge Reaction (unless already Fleeing). Models that are Fearless are also immune to the effects of Fear.

Frenzy: A unit with at least half its models with Frenzy cannot choose Flee as Charge Reaction, and when taking Discipline Tests, apply the following:

- If it is a Panic Test, Decimated Test or Fear Test: the unit gains +2 Discipline.
- If it is a Break Test, roll the test as normal.
- If it is any other Discipline Test, the unit suffers -2 Discipline.

At the start of the Charge Phase, each of your units with at least one model with Frenzy that could Declare a Charge against an enemy unit within the unit's Advance Rate +7" (using the lowest Advance Rate among the unit's models; if a model has more than 1 Advance Rate available, use the highest one) must take a Discipline Test, called a Frenzy Test. If the test is failed, the whole unit must Declare a Charge this Player Turn. Note that Characters are never forced to charge out of their units.

Great Weapon: Attacks made with a Great Weapon gain +2 Strength, +2 Armour Penetration and always strike at Initiative Step 0 (regardless of the wielder's Agility). A model using this weapon cannot simultaneously use a Shield against Melee Attacks

Hand Weapon: All models come equipped with a Hand Weapon as their default equipment. If a model has any Close Combat Weapon other than a Hand Weapon, it cannot choose to use the Hand Weapon (unless specifically stated). Hand Weapons wielded by models on foot can be used alongside a Shield, then giving Parry

Hard Target:

Harnessed: Model parts with Harnessed cannot make Supporting Attacks and cannot use Weapons. Shooting Weapons carried by model parts with Harnessed can be used by other model parts of the same model (as long as they do not have Harnessed or Inanimate). A model with with at least one model part with Harnessed is considered to be mounted.

Impact Hits: At Initiative Step 10, a charging model part with Impact Hits must choose an enemy unit that is in base contact with the attacking model's Front Facing. This unit suffers a number of hits equal to the value stated in brackets (X). These hits are resolved with the attacking model part's Strength and Armour Penetration.

If a model has both Grind Attacks and Impact Hits, it may only use one of these rules in the same Round of Combat (its controlling player may choose which). In multipart models, only model parts that also have Harnessed or Inanimate can use their Impact Hits. When several models in the same unit have Impact Hits, and when X is a random number (e.g. Impact Hits (D6)), roll for the number of hits separately for each model part.

Inanimate: Inanimate - Melee

Model parts with Inanimate cannot make Close Combat Attacks and cannot use Shooting Weapons. Shooting Weapons carried by model parts with Inanimate can be used by other model parts of the same model (as long as they do not have Harnessed or Inanimate).

Light Armour: Armor +1**Light Lance:**

Light Troops: Units composed entirely of models with Light Troops are allowed to make any number of Reforms when performing Advance Moves or March Moves. They are allowed to shoot even if they Marched or Reformed. No model can end its movement with its centre further away than its March Rate from its starting position, around any obstructions (including the Unit Spacing rule). This means that when checking the distance travelled by a model, check the path the model would have taken if it was alone, with the exception that the unit as a whole cannot break the Unit Spacing rule while performing the move. If a model performed any action during the movement (such as a Sweeping Attack), the distance moved is counted from its starting position to the point on the Battlefield where it performed that action and then to its final position.

If more than half the models in a unit have Light Troops, the unit always counts as having 0 Full Ranks. Characters with Light Troops that are joined to units with one or more models without Light Troops, lose this rule for as long as they remain with the unit. An Infantry Character joined to an Infantry unit with both Light Troops and the same Size as the Character gains Light Troops for as long as it remains with the unit.

Pack Tactics: Units fully composed of models with Pack Tactics gain Swiftstride for the Charge Range roll if they are Located in the Charged unit's Flank or Rear Facing when rolling their Charge Range in the Charge Phase.

Primal Instinct: Attack Attribute – Close Combat

At the start of each Round of Combat, each unit with one or more model parts with this Attack Attribute must take a Discipline Test.

If the test is passed, all model parts with Primal Instinct in the unit must reroll failed to-hit rolls during this Round of Combat.

Scoring: Units with at least one model with Scoring are considered to be Scoring Units, which are used for winning Secondary Objectives (see section XVI.2 "Scoring Secondary Objectives", page 67). Every army needs a few Scoring units to be able to complete Secondary Objectives, which is why units with Scoring are marked in the Army Books with a special pennant icon:

Scoring can be lost during the game:

- A unit that is Fleeing loses Scoring for as long as it is Fleeing.
- An Ambushing unit that enters the Battlefield on Game Turn 4 or later loses Scoring.
- A unit that has performed a Post-Combat Reform loses Scoring until the start of the following Player Turn.

Skirmisher: The model can draw Lines of Sight in any direction (i.e. it is not limited by the Front Arc) from any point on its base (remember that Charge Moves are limited by a single Wheel of no more than 90°, and that Stand and Shoot Charge Reactions can only be done against enemies in the Front Arc) and can always use Shooting Attacks from any rank (they are not limited to shooting from first and second rank).

Units with at least one R&F model with Skirmisher are formed into a skirmish formation. They are not placed in base to base contact with each other. Instead, models are placed with a 12.5 mm distance between them. This gap is considered part of the unit for Cover purposes, and will have the same Size as the models in the unit. Other than this gap between models, units with Skirmisher follow the normal rules for forming units and therefore have a Front, two Flanks, a Rear, can perform Supporting Attacks, and so on. Units in skirmish formation gain Hard Target and Light Troops, never block Line of Sight, and when units in skirmish formation would contribute to Hard Cover, they contribute to Soft Cover instead.

Strider: The model automatically passes Dangerous Terrain Tests taken due to Terrain.

If more than half of a unit's models have Strider, the unit never loses their Steadfast or Rank Bonus due to Terrain.

Sometimes Strider is linked to a specific type of Terrain, stated in brackets.

In this case, models with Strider are considered Striders only when interacting with such type of Terrain.

Swiftstride: When a unit composed entirely of models with Swiftstride rolls Charge Range, Flee Distance, Pursuit Distance or Overrun Distance, it rolls an additional D6 (normally this will lead to rolling 3D6) and discards the lowest D6 rolled.

Wizard Apprentice: - Knows 1 spell.
- Can select between the Learned Spell 1 of its chosen Path and the Hereditary Spell of its army.
The Wizard selects its spells as described in Spell Selection

Qr codes of your army

You can print this page to have all your army's units qrcode and cut them to stick them on your units, with them you can directly access to the unit's profil with your phone.

Wildhorn Herd #1	Wildhorn Herd #2	Mongrel Raiders #1	Raiding Chariots #1	Minotaur Warlord #1	Soothsayer #1	Beast Chieftain #1
	