



UNDYING DYNASTIES

MONSTERS - 3 018 POINTS




Highress

250 pts (8.00 %) 903 pts (30.00 %) 760 pts (25.00 %) 280 pts (9.00 %) 930 pts (31.00 %) 175 pts (6.00 %)

Characters **Core** **Special** **Ancient Ordnance** **Mason's Menagerie** **Entombed**

(40 Max) (25 Least) (0 NoLimit) (35 Max) (35 Max) (30 Max)


Characters



DEATH CULT HIERARCH #1

Death Cult Hierarch - Standard - Infantry - 20x20

250 POINTS




Global	Adv	Mar	Dis	Rea	Model Rules	
	4"	8"	7	1	Wizard Apprentice, Fearless, Undead, Dust to Dust	
Defensive	HP	Def	Res	Arm		
	3	3	3	0		
Offensive	Att	Off	Str	Ap	Agi	
Death Cult Hierarch	1	3	3	0	2	Hand Weapon

Options

Sacred Hourglass


Core




SKELETON SCOUTS #1

Skeleton Scouts x5 - Standard - Cavalry - 25x50

140 POINTS




Global	Adv	Mar	Dis	Rea	Model Rules	
	8"	16"	6	4	Vanguard, Light Troops, Fearless, Scout, Undead, Dust to Dust	
Defensive	HP	Def	Res	Arm		
	1	3	3	1		
Offensive	Att	Off	Str	Ap	Agi	
Rider	1	3	3	0	2	Aspen Bow (5+, 5+)
Skeletal Horse	1	2	3	0	2	Harnessed



SKELETON SCOUTS #2

Skeleton Scouts x5 - Standard - Cavalry - 25x50

140 POINTS




Global	Adv	Mar	Dis	Rea	Model Rules	
	8"	16"	6	4	Vanguard, Light Troops, Fearless, Scout, Undead, Dust to Dust	
Defensive	HP	Def	Res	Arm		
	1	3	3	1		
Offensive	Att	Off	Str	Ap	Agi	
Rider	1	3	3	0	2	Aspen Bow (5+, 5+)
Skeletal Horse	1	2	3	0	2	Harnessed



LEGION SKELETON CHARIOTS #1

Legion Skeleton Chariots x6 - Large - Construct - 50x100

623 POINTS



<i>Global</i>	<i>Adv</i>	<i>Mar</i>	<i>Dis</i>	<i>Rea</i>	<i>Model Rules</i>	
	8"	10"	7	3	Scoring, Swiftstride, Undead, Dust to Dust, Bound in Death, Legion Charioteers	
<i>Defensive</i>	<i>HP</i>	<i>Def</i>	<i>Res</i>	<i>Arm</i>		
	3	3	4	1	Heavy Armour	
<i>Offensive</i>	<i>Att</i>	<i>Off</i>	<i>Str</i>	<i>Ap</i>	<i>Agi</i>	
Charioteer(2)	2	3	3	0	2	Devastating Charge, Halberd, Aspen Bow (5+, 5+)
Skeletal Horse(2)	1	2	3	0	2	Harnessed
Chassis			4	1		Inanimate, Impact Hits (D3+1, D3+1), Chariot Host

Special




TOMB CATAPHRACTS #1

Tomb Cataphracts **x3** - Large - Cavalry - 50x100

300 POINTS




<i>Global</i>	<i>Adv</i>	<i>Mar</i>	<i>Dis</i>	<i>Rea</i>	<i>Model Rules</i>	
	7"	14"	8	2	Fear, Scoring, Fearless, Ensouled Statue	
<i>Defensive</i>	<i>HP</i>	<i>Def</i>	<i>Res</i>	<i>Arm</i>		
	3	4	4	3	Light Armour	
<i>Offensive</i>	<i>Att</i>	<i>Off</i>	<i>Str</i>	<i>Ap</i>	<i>Agi</i>	
Rider	2	4	4	1	3	Lethal Strike, Halberd
Amuut	3	3	5	2	3	Harnessed, Poison Attacks



SHABTIS #1

Shabtis **x6** - Large - Infantry - 40x40

460 POINTS



<i>Global</i>	<i>Adv</i>	<i>Mar</i>	<i>Dis</i>	<i>Rea</i>	<i>Model Rules</i>	
	6"	12"	8	2	Fear, Scoring, Fearless, Ensouled Statue	
<i>Defensive</i>	<i>HP</i>	<i>Def</i>	<i>Res</i>	<i>Arm</i>		
	3	4	4	2	Light Armour	
<i>Offensive</i>	<i>Att</i>	<i>Off</i>	<i>Str</i>	<i>Ap</i>	<i>Agi</i>	
Shabti	3	4	5	2	3	

Options

Champion

Mason's Menagerie



BATTLE SPHINX #1

Battle Sphinx - Gigantic - Beast - 50x100

480 POINTS



<i>Global</i>	<i>Adv</i>	<i>Mar</i>	<i>Dis</i>	<i>Rea</i>	<i>Model Rules</i>	
	5"	12"	8	1	Fearless, Ensouled Statue	
<i>Defensive</i>	<i>HP</i>	<i>Def</i>	<i>Res</i>	<i>Arm</i>		
	5	4	8	3		
<i>Offensive</i>	<i>Att</i>	<i>Off</i>	<i>Str</i>	<i>Ap</i>	<i>Agi</i>	
Rider(4)	2	4	4	1	3	Lethal Strike, Light Lance
Battle Sphinx	4	4	5	2	1	Harnessed, Poison Attacks, Breath Attack



DREAD SPHINX #1

Dread Sphinx - Gigantic - Beast - 50x100

450 POINTS



Global	Adv	Mar	Dis	Rea	Model Rules	
	6"	12"	8	1	Light Troops, Fearless, Ensouled Statue, Autonomous, Fly (6", 12", 6", 12")	
	6"	12"				
Defensive	HP	Def	Res	Arm		
	5	5	8	3		
Offensive	Att	Off	Str	Ap	Agi	
Dread Sphinx	5	5	5	1	0	Lethal Strike, Poison Attacks, Colossal Kopesh

Entombed



SAND SCORPION #1

Sand Scorpion - Large - Beast - 50x50

175 POINTS



Global	Adv	Mar	Dis	Rea	Model Rules	
	7"	14"	8	2	Fear, Fearless, Ensouled Statue, Underground Ambush	
Defensive	HP	Def	Res	Arm		
	4	4	5	2		
Offensive	Att	Off	Str	Ap	Agi	
Sand Scorpion	4	4	5	2	3	Lethal Strike, Poison Attacks

Magics

Racial Trait Spell

Undying Dynasties do not have a regular Hereditary Spell. Instead, all Death Cult Hierarchs know the Hereditary Attribute Spell Death is Only the Beginning (in addition to Path Attributes). At step 1 of each Casting Attempt of a non-Attribute non-Bound Spell of type Augment with a Death Cult Hierarch, the owner may declare that the Wizard will cast an amplified version of the spell:

- The Casting Value of the amplified version is increased by 2.
- If the amplified version is successfully cast, Death is Only the Beginning is automatically cast (as an Attribute Spell).

Casting	Range	Type	Duration
Death is Only the Beginning			
Mf	-	The spell targets a single unit that was the target of the spell that triggered the Hereditary Attribute Spell. Translation missing: en.magic_spell.type_target.Augment	Instant
<p><i>When resolving the spell, choose one of the following effects:</i></p> <ul style="list-style-type: none"> • The R&F part of the target Raises a number of Health Points equal to its Resurrected value. • Up to one Character within the target Recovers a number of Health Points equal to its Resurrected value. <p><i>Characters and models with Towering Presence cannot Recover more than 2 Health Points from this spell in a single Magic Phase.</i></p>			

Magic items

Sacred Hourglass: The bearer may reroll failed Casting Attempts that were rolled using 2 Magic Dice (by rerolling both Magic Dice).

Model Rules

Aspen Bow: Shooting Weapon.

Range 24", Shots 1, Str 3, AP 0, Volley Fire.

This weapon always hits on a roll equal to or greater than its Aim.

Autonomous: ndead units consisting entirely of models with Autonomous may perform March Moves as normal even when outside the range of friendly models' Commanding Presence. The unit must still pass a Discipline Test in order to do so if within 8" of non-fleeing enemy units.

Bound in Death: Universal Rule.

R&F models in this unit must be fewer than 3 before hits can be distributed onto Characters with the same Type and Height as this unit.

Breath Attack:

Chariot Host: Special Attack.

If the model part's unit has at least one Full Rank, and there is a model in the rank directly behind it (in the same file), its Impact Hits cause an additional hit (normally D3+2 instead of D3+1).

Colossal Kopesh: Melee Weapon.

Attacks with this weapon gain +2 Strength, +2 Armour Penetration, and Multiple Wounds (D3, against Towering Presence).

Devastating Charge: Attacks & Weapons, Melee

A charging model part with Devastating Charge, or using a weapon with Devastating Charge, gains the Model Rules and Characteristic modifiers stated in brackets. For example, a charging model part with Devastating Charge (+1 Strength, Poison Attacks) gains +1 Strength and Poison Attacks when it is charging. This rule is cumulative: a model part with several instances of Devastating Charge applies all Attack Attributes and Characteristics modifiers from all of them when charging.

Dust to Dust: At the end of any phase in which the Hierophant was removed as a casualty, every unit in the army with Dust to Dust must pass a Discipline Test or lose a number of Health Points equal to the amount by which the test was failed, with no saves of any kind allowed. These Health Point losses are allotted following the rules for Unstable. The number of Health Points lost is reduced by 1 if the unit is within range of Rally Around the Flag.

At the end of the Player Turn in which the Hierophant was removed as a casualty, a new Hierophant may be selected. In order to do so, nominate a friendly Wizard Character. This Character becomes the new Hierophant.

At the start of each friendly Player Turn after the army's Hierophant has been removed as a casualty and no new Hierophant has been selected, every unit with Dust to Dust must once again pass a Discipline Test or lose Health Points as described above.

Ensouled Statue: The model gains Undead and Dust to Dust. If more than half of the models in a unit have Ensouled Statue, reduce the number of Health Points lost by this unit due to Dust to Dust and Unstable by 1.

Fear: Units in base contact with one or more enemy models with Fear suffer -1 Discipline. At the start of each Round of Combat, such units must take a Discipline Test, called a Fear Test. If this test is failed, the models in the unit are Shaken until the end of the Round of Combat. Models that have Fear themselves are immune to the effects of Fear.

Fearless: If more than half of a unit's models are Fearless, the unit automatically passes Panic Tests and Decimated Tests and cannot declare a Flee Charge Reaction (unless already Fleeing). Models that are Fearless are also immune to the effects of Fear.

Fly: The model gains Light Troops and Swiftstride. Units composed entirely of models with Fly may make Flying Movements when performing a Move Chargers move, an Advance Move, or a March Move. When a unit makes a Flying Movement, substitute its models' Advance Rate with the first value given in brackets (X), and their March Rate with the second value given in brackets (Y). All modifiers to ground movement values are also applied to the flying values of a model. Units using Flying Movement ignore all Terrain Features and units during the Flying Movement (from their starting to their ending position), but must abide by the Unit Spacing rule at the end of the move (unless charging, when the normal exceptions to the Unit Spacing rule apply). They are still affected by the effects of the Terrain Features from which they take off and in which they land.

Halberd: Attacks made with a Halberd gain +1 Strength and +1 Armour Penetration. A model using this weapon cannot simultaneously use a Shield against Melee Attacks.

Hand Weapon: All models come equipped with a Hand Weapon as their default equipment. If a model has any Close Combat Weapon other than a Hand Weapon, it cannot choose to use the Hand Weapon (unless specifically stated). Hand Weapons wielded by models on foot can be used alongside a Shield, then giving Parry

Harnessed: Model parts with Harnessed cannot make Supporting Attacks and cannot use Weapons. Shooting Weapons carried by model parts with Harnessed can be used by other model parts of the same model (as long as they do not have Harnessed or Inanimate). A model with with at least one model part with Harnessed is considered to be mounted.

Heavy Armour: +2 Armor

Impact Hits: At Initiative Step 10, a charging model part with Impact Hits must choose an enemy unit that is in base contact with the attacking model's Front Facing. This unit suffers a number of hits equal to the value stated in brackets (X). These hits are resolved with the attacking model part's Strength and Armour Penetration.

If a model has both Grind Attacks and Impact Hits, it may only use one of these rules in the same Round of Combat (its controlling player may choose which). In multipart models, only model parts that also have Harnessed or Inanimate can use their Impact Hits. When several models in the same unit have Impact Hits, and when X is a random number (e.g. Impact Hits (D6)), roll for the number of hits separately for each model part.

Inanimate: Inanimate - Melee

Model parts with Inanimate cannot make Close Combat Attacks and cannot use Shooting Weapons. Shooting Weapons carried by model parts with Inanimate can be used by other model parts of the same model (as long as they do not have Harnessed or Inanimate).

Legion Charioteers: Universal Rule.

The model loses Light Troops and gains Scoring. Its Charioteers gain Devastating Charge (+1 Str, Fight in Extra Rank).

Lethal Strike: If the attack wounds with a natural to-wound roll of 6+, its Armour Penetration is set to 10 and the target of the attack cannot take a Regeneration save against it.

Light Armour: Armor +1

Light Lance:

Light Troops: Units composed entirely of models with Light Troops are allowed to make any number of Reforms when performing Advance Moves or March Moves. They are allowed to shoot even if they Marched or Reformed. No model can end its movement with its centre further away than its March Rate from its starting position, around any obstructions (including the Unit Spacing rule). This means that when checking the distance travelled by a model, check the path the model would have taken if it was alone, with the exception that the unit as a whole cannot break the Unit Spacing rule while performing the move. If a model performed any action during the movement (such as a Sweeping Attack), the distance moved is counted from its starting position to the point on the Battlefield where it performed that action and then to its final position.

If more than half the models in a unit have Light Troops, the unit always counts as having 0 Full Ranks. Characters with Light Troops that are joined to units with one or more models without Light Troops, lose this rule for as long as they remain with the unit. An Infantry Character joined to an Infantry unit with both Light Troops and the same Size as the Character gains Light Troops for as long as it remains with the unit.

Poison Attacks: If the attack successfully hits with a natural to-hit roll of '6', it automatically wounds with no to-wound roll needed. Shooting Attacks using the Hopeless Shot can only automatically wound if the first to-hit roll is a natural '6'. Note that the second to-hit roll must still be successful in order to hit the target. If the attack can be turned into more than one hit (e.g. a hit with Area Attack, Battle Focus, or Penetrating), only a single hit, chosen by the attacker, automatically wounds. All other hits must roll to wound as normal.

Scoring: Units with at least one model with Scoring are considered to be Scoring Units, which are used for winning Secondary Objectives (see section XVI.2 "Scoring Secondary Objectives", page 67). Every army needs a few Scoring units to be able to complete Secondary Objectives, which is why units with Scoring are marked in the Army Books with a special pennant icon:

Scoring can be lost during the game:

- A unit that is Fleeing loses Scoring for as long as it is Fleeing.
- An Ambushing unit that enters the Battlefield on Game Turn 4 or later loses Scoring.
- A unit that has performed a Post-Combat Reform loses Scoring until the start of the following Player Turn.

Scout: At step 8 of the Pre-Game Sequence (after Spell Selection) an army that includes units with Scout must state which of its units with Scout will use it, starting with the player that picked the Deployment Zone. Deploy your army as usual, but without deploying any of the Scouting units. These units are placed after all other non-Scouting units have been deployed. They can either be deployed in your Deployment Zone, using the normal rules, or they can be deployed outside the Deployment Zone, but must be more than 18" away from any enemy units. This is decreased to 12" if the Scouting unit is deployed entirely within a Forest, Ruins, Field, Building, or Water Terrain Feature. Scouting units that are deployed outside their player's Deployment Zone may not Declare Charges in the first Player Turn (if their side has the first turn). If both players have Scouting units, alternate deploying one unit at a time, starting with the player that finished deploying first.

Swiftstride: When a unit composed entirely of models with Swiftstride rolls Charge Range, Flee Distance, Pursuit Distance or Overrun Distance, it rolls an additional D6 (normally this will lead to rolling 3D6) and discards the lowest D6 rolled.

Undead: The model gains Unstable. Models with Undead cannot perform March Moves, unless their unit starts the March Move within the range of a friendly model's Commanding Presence. The only Charge Reaction a unit with one or more models with Undead can make is Hold.

When units consisting entirely of models with Undead lose Health Points due to Unstable, the number of lost Health Points can be reduced in some situations.

Apply the modifiers in the following order:

1. If the unit is Stubborn, halve the number of lost Health Points (round fractions up).
2. If the unit is Steadfast, reduce all lost Health Points above 12 to 12.
3. If the unit receives Rally Around the Flag, reduce the number of lost Health Points with the unit's current Rank Bonus. Units with no Rank Bonus reduce the number of Health Points lost by 1 instead.
4. Apply all other modifiers (from Special Equipment, Model Rules, spells, etc.) afterwards.

Underground Ambush: The model follows the rules for Ambush, with the following exception. Instead of entering the Battlefield from the Board Edge:

1. Choose an arriving unit with Underground Ambush.
2. Place the unit anywhere on the Battlefield in a legal formation more than 1" from other units, Impassable Terrain, and the Board Edge.
3. Roll a D6:
 - If 5–6 is rolled, the unit arrives where it was initially placed.
 - If 1–4 is rolled, move the unit (without changing the direction it is facing) 2D6" in a randomly chosen direction. If this would bring the unit within 1" of other units, Impassable Terrain, or the Board Edge, the unit stops 1" short of them and each model in the Ambushing unit must take a Dangerous Terrain (1) Test. The unit may then perform a Pivot (and must follow the Unit Spacing rule after the Pivot). None of these manoeuvres prevent the unit from moving following the rules for Ambush afterwards.
4. Repeat steps 1–3 for all other arriving units with Underground Ambush.

Vanguard: After Deployment (including units with Scout), models with Vanguard may perform a 12" move. The move is performed as an Advance Move in the Movement Phase, including any actions and restrictions the unit would normally have (such as Wheeling, Reforming, joining units, leaving units and so on). The 12" distance is used instead of the unit's Advance Rate and March Rate. This move cannot be used to move within 12" of enemy units. This is decreased to 6" for enemy units which have either Scouted or Vanguarded. Units that have moved in this way may not Declare Charges in the first Player Turn (if their side has the first turn). If both players have units with Vanguard, alternate moving units one at a time, starting with the player that finished deploying last. Instead of moving a unit, a player may declare to not move any more Vanguarding units.

Wizard Apprentice: - Knows 1 spell.

- Can select between the Learned Spell 1 of its chosen Path and the Hereditary Spell of its army.

The Wizard selects its spells as described in Spell Selection

Qr codes of your army

You can print this page to have all your army's units qrcode and cut them to stick them on your units, with them you can directly access to the unit's profil with your phone.

Death Cult Hierarch #1	Skeleton Scouts #1	Skeleton Scouts #2	Legion Skeleton Chariots #1	Tomb Cataphracts #1	Shabtis #1	Sand Scorpion #1	Battle Sphinx #1	Dread Sphinx #1
