



HIGHBORN ELVES

TRIPLETTE CAC - 3 290 POINTS



675 pts (15.00 %) **1095 pts (24.00 %) Core** 910 pts (20.00 %) **Special** 215 pts (5.00 %) **The Ancient Allies** 610 pts (14.00 %) **Naval Ordnance** 1095 pts (24.00 %) **Queen's Bows**
 (40 Max) (25 Least) (0 NoLimit) (20 Max) (15 Max) (30 Max)

Characters



HIGH PRINCE #1

High Prince - Large - Cavalry - 50x50

675 POINTS



Global	Adv	Mar	Dis	Model Rules		
	5"	10"	10	Martial Discipline		
Defensive	HP	Def	Res	Arm		
	3	7	3	0	Light Armour	
Offensive	Att	Off	Str	Ap	Agi	
High Prince	4	7	4	1	8	Lightning Reflexes, Hand Weapon



MOUNT GRIFFON

Global	Adv	Mar	Dis	Model Rules		
	6"	12"	C	Fear, Towering Presence, Fly (8", 16", 8", 16"), Light Troops		
	8"	16"				
Defensive	HP	Def	Res	Arm		
	4	C	5	C		
Offensive	Att	Off	Str	Ap	Agi	
Griffon	4	5	5	3	5	Harnessed, Lightning Reflexes, Devastating Charge

Options | Shield • Heavy Armour • Lance • Griffon • Talisman of Shielding • Glittering Lacquer • Basalt Infusion • Nova Flare

Core



SEA GUARD #3

Sea Guard x15 - Standard - Infantry - 20x20

290 POINTS



Global	Adv	Mar	Dis	Model Rules		
	5"	10"	8	Scoring, Martial Discipline		
Defensive	HP	Def	Res	Arm		
	1	5	3	0	Light Armour, Shield	
Offensive	Att	Off	Str	Ap	Agi	
Sea Guard	1	4	3	0	5	Lightning Reflexes, Steady Aim, Cover Volley, Spear, Bow (3+, 3+)

Options

Musician



SEA GUARD #1

Sea Guard x20 - Standard - Infantry - 20x20



505 POINTS



Global	Adv	Mar	Dis	Model Rules	
	5"	10"	8	Scoring, Martial Discipline	
Defensive	HP	Def	Res	Arm	

<i>Defensive</i>	<i>HP</i>	<i>Def</i>	<i>Res</i>	<i>Arm</i>		
	1	5	3	0	Light Armour, Shield	
<i>Offensive</i>	<i>Att</i>	<i>Off</i>	<i>Str</i>	<i>Ap</i>	<i>Agi</i>	
Sea Guard	1	4	3	0	5	Lightning Reflexes, Steady Aim, Cover Volley, Spear, Bow (3+, 3+)

Options	Champion • Musician • Standard Bearer • Navigator's Banner
----------------	--

	SEA GUARD #2 Sea Guard x15 - Standard - Infantry - 20x20	300 POINTS 
--	--	---

<i>Global</i>	<i>Adv</i>	<i>Mar</i>	<i>Dis</i>	<i>Model Rules</i>
	5"	10"	8	Scoring, Martial Discipline

<i>Defensive</i>	<i>HP</i>	<i>Def</i>	<i>Res</i>	<i>Arm</i>		
	1	5	3	0	Light Armour, Shield	
<i>Offensive</i>	<i>Att</i>	<i>Off</i>	<i>Str</i>	<i>Ap</i>	<i>Agi</i>	
Sea Guard	1	4	3	0	5	Lightning Reflexes, Steady Aim, Cover Volley, Spear, Bow (3+, 3+)

Options	Musician • Standard Bearer
----------------	----------------------------

Special

	GIANT EAGLE #1 Giant Eagles - Large - Beast - 50x50	100 POINTS 
---	---	--

<i>Global</i>	<i>Adv</i>	<i>Mar</i>	<i>Dis</i>	<i>Model Rules</i>
	2"	4"	8	Light Troops, Fly (9", 18", 9", 18")
	9"	18"		

<i>Defensive</i>	<i>HP</i>	<i>Def</i>	<i>Res</i>	<i>Arm</i>	
	3	5	4	0	
<i>Offensive</i>	<i>Att</i>	<i>Off</i>	<i>Str</i>	<i>Ap</i>	<i>Agi</i>
Giant Eagle	2	5	4	1	4

	GIANT EAGLE #2 Giant Eagles - Large - Beast - 50x50	100 POINTS 
--	---	---

<i>Global</i>	<i>Adv</i>	<i>Mar</i>	<i>Dis</i>	<i>Model Rules</i>
	2"	4"	8	Light Troops, Fly (9", 18", 9", 18")
	9"	18"		


<i>Defensive</i>	<i>HP</i>	<i>Def</i>	<i>Res</i>	<i>Arm</i>	
	3	5	4	0	
<i>Offensive</i>	<i>Att</i>	<i>Off</i>	<i>Str</i>	<i>Ap</i>	<i>Agi</i>
Giant Eagle	2	5	4	1	4

	LION CHARIOT #1 Lion Chariot - Large - Construct - 50x100	205 POINTS 
--	---	---

<i>Global</i>	<i>Adv</i>	<i>Mar</i>	<i>Dis</i>	<i>Model Rules</i>
	8"	8"	8	Swiftstride, Martial Discipline, Valiant

<i>Defensive</i>	<i>HP</i>	<i>Def</i>	<i>Res</i>	<i>Arm</i>	
	4	5	4	2	Heavy Armour


<i>Offensive</i>	<i>Att</i>	<i>Off</i>	<i>Str</i>	<i>Ap</i>	<i>Agi</i>	
Crew	1	5	4	1	5	Multiple Wounds (2, against Large and Beast, Large and Cavalry, Gigantic), Lightning Reflexes, Great Weapon
Lions(2)	2	5	5	2	4	Harnessed
Chariot			5	2		Inanimate, Impact Hits (D6+1, D6+1)



FLAME WARDENS #2

Flame Wardens x20 - Standard - Infantry - 20x20

505 POINTS



<i>Global</i>	<i>Adv</i>	<i>Mar</i>	<i>Dis</i>	<i>Model Rules</i>		
	5"	10"	9	Scoring, Fearless, Martial Discipline		
<i>Defensive</i>	<i>HP</i>	<i>Def</i>	<i>Res</i>	<i>Arm</i>		
	1	5	3	0	Aegis (4+), Heavy Armour	
<i>Offensive</i>	<i>Att</i>	<i>Off</i>	<i>Str</i>	<i>Ap</i>	<i>Agi</i>	
Flame Warden	1	5	3	0	6	Lightning Reflexes, Fight in Extra Rank, Halberd

Options | Champion • Musician • Standard Bearer • Rending Banner

Naval Ordnance




SEA GUARD REAPER #1

Sea Guard Reaper - Standard - Construct - 60

180 POINTS




<i>Global</i>	<i>Adv</i>	<i>Mar</i>	<i>Dis</i>	<i>Model Rules</i>		
	5"	5"	8	War Machine, Martial Discipline		
<i>Defensive</i>	<i>HP</i>	<i>Def</i>	<i>Res</i>	<i>Arm</i>		
	4	1	4	0	Light Armour	
<i>Offensive</i>	<i>Att</i>	<i>Off</i>	<i>Str</i>	<i>Ap</i>	<i>Agi</i>	
Crew	2	4	3	0	5	Move or Fire, Lightning Reflexes, Elven Bolt Thrower (3+, 3+)



SKY SLOOP #1

Sky Sloop - Large - Construct - 50x100

250 POINTS



<i>Global</i>	<i>Adv</i>	<i>Mar</i>	<i>Dis</i>	<i>Model Rules</i>		
	2"	2"	8	Light Troops, Swiftstride, Fly (9", 9", 9", 9"), Martial Discipline		
	9"	9"				
<i>Defensive</i>	<i>HP</i>	<i>Def</i>	<i>Res</i>	<i>Arm</i>		
	4	4	4	1	Hard Target (1, 1), Light Armour	
<i>Offensive</i>	<i>Att</i>	<i>Off</i>	<i>Str</i>	<i>Ap</i>	<i>Agi</i>	
Crew	1	4	3	0	5	Lightning Reflexes, Light Lance
Hawk	2	4	4	1	4	Harnessed
Chariot			5	2		Inanimate, Impact Hits (D6, D6), Sky Reaper (3+, 3+)



SEA GUARD REAPER #2

Sea Guard Reaper - Standard - Construct - 60

180 POINTS



Global	Adv	Mar	Dis	Model Rules		
	5"	5"	8	War Machine, Martial Discipline		
Defensive	HP	Def	Res	Arm		
	4	1	4	0	Light Armour	
Offensive	Att	Off	Str	Ap	Agi	
Crew	2	4	3	0	5	Move or Fire, Lightning Reflexes, Elven Bolt Thrower (3+, 3+)

Magics

Racial Trait Spell

	Casting	Range	Type	Duration
Favour of Meladys				
Mf	10+	Caster		One Turn
<p><i>Immediately after successfully casting the spell, add one Veil Token to your Veil Token pool.</i></p> <p><i>When a friendly unit within 18" of the Caster suffers a wound before Special Saves, you may discard a Veil Token from your Veil Token pool instead and the wound is ignored. An attack with Multiple Wounds will inflict one wound less than usual instead. For Standard Infantry, up to 2 wounds are ignored per token provided they are suffered simultaneously. A maximum of two Veil Tokens may be discarded each phase for this purpose. Characters and Gigantic models can only ignore a single wound this way per phase.</i></p>				

Magic items

Basalt Infusion: The wearer gains +1 Armour and Aegis (3+, against Flaming Attacks). The wearer automatically fails all Fortitude Saves.

Glittering Lacquer: The bearer gains **Hard Target (1)**.

Nova Flare: Attacks made with this weapon gain **Devastating Charge (+1 Att)** and **Lethal Strike**, and become **Divine Attacks** and **Magical Attacks**. One use only. May be activated at the start of any Round of Combat. The wielder counts as Charging for the purpose of Devastating Charge.

Talisman of Shielding: The bearer gains Aegis (5+).

Magic banners

Navigator's Banner: R&F models in the bearer's unit gain **Distracting** in the First Round of Combat against attacks from enemies Engaged in the bearer's unit's Front Facing.

Rending Banner: One use only. May be activated at the start of a Round of Combat. Close Combat Attacks from R&F models in the bearer's unit gain +1 Armour Penetration until the bearer's unit is no longer Engaged in Combat. A model can only be affected by a single Rending Banner at the same time.

Model Rules

Aegis:

Bow:

Cover Volley: Attack Attribute - Shooting.

When an enemy unit declares a Charge against another unit containing one or more models with Martial Discipline in the Charge Phase, a single friendly unit containing one or more models with Cover Volley may immediately perform a Stand and Shoot Charge Reaction with the following conditions and restrictions:

- The distance between the Charger and the Charged unit must be greater than the Charger's Advance Rate (using the lowest value among the Charging models if there is more than one).
- The unit with Cover Volley is within 12" of the Charged unit.
- Only model parts with Cover Volley may shoot, and they may only shoot once per Charge Phase.
- The unit must use Stand and Shoot before the Charged unit declares its Charge Reaction. If the Charge is no longer possible after the unit's Stand and Shoot (e.g. due to the Charging unit being destroyed or failing a Panic Test), the Charged unit does not declare any Charge Reaction.
- The Stand and Shoot Charge Reaction is performed as if the enemy had declared the Charge against the unit with Cover Volley in their current position (apply the normal rules for the Stand and Shoot Charge Reaction, i.e. the Charging unit must be Located in the Front Arc of the unit with Cover Volley, the unit with Cover Volley cannot be Shaken or Fleeing, etc.).

Elven Bolt Thrower: Artillery Weapon.

This Shooting Weapon can be fired in two ways:

- Range 48", Shots 1, Str 3 [6], AP 10, Area Attack (5x1), [Multiple Wounds (D3)].

- Range 48", Shots 6, Str 4, AP 2.

Fearless: If more than half of a unit's models are Fearless, the unit automatically passes Panic Tests and Decimated Tests and cannot declare a Flee Charge Reaction (unless already Fleeing). Models that are Fearless are also immune to the effects of Fear.

Fight in Extra Rank:

Fly: The model gains Light Troops and Swiftstride. Units composed entirely of models with Fly may make Flying Movements when performing a Move, Charge, or Advance Move, or a March Move. When a unit makes a Flying Movement, substitute its models' Advance Rate with the first value given in brackets (X), and their March Rate with the second value given in brackets (Y). All modifiers to ground movement values are also applied to the flying values of a model. Units using Flying Movement ignore all Terrain Features and units during the Flying Movement (from their starting to their ending position), but must abide by the Unit Spacing rule at the end of the move (unless charging, when the normal exceptions to the Unit Spacing rule apply). They are still affected by the effects of the Terrain Features from which they take off and in which they land.

Great Weapon: Attacks made with a Great Weapon gain +2 Strength, +2 Armour Penetration and always strike at Initiative Step 0 (regardless of the wielder's Agility). A model using this weapon cannot simultaneously use a Shield against Melee Attacks.

Halberd: Attacks made with a Halberd gain +1 Strength and +1 Armour Penetration. A model using this weapon cannot simultaneously use a Shield against Melee Attacks.

Hand Weapon: All models come equipped with a Hand Weapon as their default equipment. If a model has any Close Combat Weapon other than a Hand Weapon, it cannot choose to use the Hand Weapon (unless specifically stated). Hand Weapons wielded by models on foot can be used alongside a Shield, then giving Parry.

Hard Target:

Harnessed: Model parts with Harnessed cannot make Supporting Attacks and cannot use Weapons. Shooting Weapons carried by model parts with Harnessed can be used by other model parts of the same model (as long as they do not have Harnessed or Inanimate). A model with at least one model part with Harnessed is considered to be mounted.

Heavy Armour: +2 Armor

Impact Hits: At Initiative Step 10, a charging model part with Impact Hits must choose an enemy unit that is in base contact with the attacking model's Front Facing. This unit suffers a number of hits equal to the value stated in brackets (X). These hits are resolved with the attacking model part's Strength and Armour Penetration.

If a model has both Grind Attacks and Impact Hits, it may only use one of these rules in the same Round of Combat (its controlling player may choose which). In multipart models, only model parts that also have Harnessed or Inanimate can use their Impact Hits. When several models in the same unit have Impact Hits, and when X is a random number (e.g. Impact Hits (D6)), roll for the number of hits separately for each model part.

Inanimate: Inanimate - Melee

Model parts with Inanimate cannot make Close Combat Attacks and cannot use Shooting Weapons. Shooting Weapons carried by model parts with Inanimate can be used by other model parts of the same model (as long as they do not have Harnessed or Inanimate).

Light Armour: Armor +1

Light Lance:

Light Troops: Units composed entirely of models with Light Troops are allowed to make any number of Reforms when performing Advance Moves or March Moves. They are allowed to shoot even if they Marched or Reformed. No model can end its movement with its centre further away than its March Rate from its starting position, around any obstructions (including the Unit Spacing rule). This means that when checking the distance travelled by a model, check the path the model would have taken if it was alone, with the exception that the unit as a whole cannot break the Unit Spacing rule while performing the move. If a model performed any action during the movement (such as a Sweeping Attack), the distance moved is counted from its starting position to the point on the Battlefield where it performed that action and then to its final position.

If more than half the models in a unit have Light Troops, the unit always counts as having 0 Full Ranks. Characters with Light Troops that are joined to units with one or more models without Light Troops, lose this rule for as long as they remain with the unit. An Infantry Character joined to an Infantry unit with both Light Troops and the same Size as the Character gains Light Troops for as long as it remains with the unit.

Lightning Reflexes:

Martial Discipline: If more than half of a unit's models have Martial Discipline, their Discipline Tests are subject to Minimised Roll except for Panic and Break Tests.

Move or Fire: The attack may not be used if the attacking model has made an Advance Move, March Move, Reform or Pivot during the current Player Turn.

Multiple Wounds: Attacks & Weapons, Melee

Unsaved wounds caused by the attacks are multiplied into the value given in brackets (X). If the value is a dice (e.g. Multiple Wounds (D3)), roll one dice for each unsaved wound with Multiple Wounds. The amount of wounds that the attack is multiplied into can never be higher than the Health Points Characteristic of the target (excluding Health Points lost previously in the battle). For example, if a Multiple Wounds (D6) attack wounds a unit of Trolls (HP 3) and rolls a '5' for the multiplier, the number of unsaved wounds is reduced to 3, even if the Troll unit has already lost one or two Health Points previously in battle.

If Clipped Wings is stated after the X value in brackets, any unsaved wound caused by the attack against a model with Fly is multiplied into X+1 instead of X.

Scoring: Units with at least one model with Scoring are considered to be Scoring Units, which are used for winning Secondary Objectives (see section XVI.2 "Scoring Secondary Objectives", page 67). Every army needs a few Scoring units to be able to complete Secondary Objectives, which is why units with Scoring are marked in the Army Books with a special pennant icon:

Scoring can be lost during the game:

- A unit that is Fleeing loses Scoring for as long as it is Fleeing.
- An Ambushing unit that enters the Battlefield on Game Turn 4 or later loses Scoring.
- A unit that has performed a Post-Combat Reform loses Scoring until the start of the following Player Turn.

Shield: +1 Armour Hand Weapons wielded by models on foot can be used alongside a Shield, then giving Parry.

Sky Reaper: Artillery Weapon.
Range 24", Shots 4, Str 5, AP 3, Quick to Fire.

Spear:

Steady Aim: Attack Attribute - Shooting.
The model can shoot from the third rank (in addition to the 1st and 2nd) and it does not suffer to-hit penalties for Stand and Shoot Charge Reactions.

Swiftstride: When a unit composed entirely of models with Swiftstride rolls Charge Range, Flee Distance, Pursuit Distance or Overrun Distance, it rolls an additional D6 (normally this will lead to rolling 3D6) and discards the lowest D6 rolled.

Valiant: The model is immune to the effects of Fear. If more than half of a unit's models have Valiant, the unit automatically passes Panic Tests caused by Terror.

War Machine: The model cannot Pursue, Declare Charges or Declare Flee as Charge Reaction. Characters can never join units with War Machines, and Characters with War Machine cannot join units at all.
When a War Machine fails a Panic Test, instead of Fleeing it is Shaken until the end of the next Player Turn. War Machines that fail a Break Test are automatically destroyed. War Machines and units Engaged in Combat with them cannot make Combat Reforms.
When a unit charges a War Machine, it can move into base contact by having its Front Facing contact any point of the War Machine's base (it must still maximise the number of models in base contact, see subsection II.1.A "Bases and Base Contact", page 4 and Figure 1 page 4). No Align Move is allowed. Ignore the War Machine's Facing, as it does not have any due to its round base.

Qr codes of your army

Your can print this page to have all your army's units qrcode and cut them to stick them on your units, with them you can directly access to the unit's profil with your phone.

High Prince #1	Sea Guard #3	Sea Guard #1	Sea Guard #2	Giant Eagle #1	Giant Eagle #2	Lion Chariot #1	Flame Wardens #2	Sea Guard Reaper #1	Sky Sloop #1	Sea Guard Reaper #2
