




VAMPIRE COVENANT

COREY - 610 POINTS



340 pts (8.00 %) 270 pts (6.00 %) 0 pts (0.00 %) 0 pts (0.00 %) 0 pts (0.00 %)
Characters **Core** **Special** **Swift Death** **The Suffering**
 (40 Max) (20 Least) (0 NoLimit) (30 Max) (20 Max)


Characters



VAMPIRE COUNT #1


Vampire Count - Standard - Infantry - 20x20

340 POINTS



Global	Adv	Mar	Dis	Rea	Model Rules	
	6"	12"	9	1	Fear, Fearless, Awaken, Autonomous, Undead	
Defensive	HP	Def	Res	Arm		
	3	7	5	0		
Offensive	Att	Off	Str	Ap	Agi	
Vampire Count	5	7	5	2	7	Vampiric (6+), Hand Weapon


Core



DIRE WOLVES #1


Dire Wolves x8 - Standard - Beast - 25x50

135 POINTS



Global	Adv	Mar	Dis	Rea	Model Rules	
	9"	18"	3	D3+4	Vanguard, Fearless, Undead, Ashes to Ashes	
Defensive	HP	Def	Res	Arm		
	1	3	3	0		
Offensive	Att	Off	Str	Ap	Agi	
Dire Wolves	1	3	3	0	3	Devastating Charge


Options	Champion
----------------	----------



DIRE WOLVES #2

Dire Wolves x8 - Standard - Beast - 25x50

135 POINTS



Global	Adv	Mar	Dis	Rea	Model Rules	
	9"	18"	3	D3+4	Vanguard, Fearless, Undead, Ashes to Ashes	
Defensive	HP	Def	Res	Arm		
	1	3	3	0		
Offensive	Att	Off	Str	Ap	Agi	
Dire Wolves	1	3	3	0	3	Devastating Charge

Options	Champion
----------------	----------

Magics

Racial Trait Spell

This spell has a second Boosted version, which is shown using {{this colour-coding}}

	Casting	Range	Type	Duration

	Casting	Range	Type	Duration
Arise!				
Mf	4+ [8+] {11+}	18" [6" Aura] {12" Aura}	Translation missing: en.magic_spell.type_target.Augment	Instant
<p><i>When resolving the spell, choose one of the following effects for each target:</i></p> <ul style="list-style-type: none"> • <i>The R&F part of the target Raises a number of Health Points equal to its Reanimated value.</i> • <i>Up to one Character within the target Recovers a number of Health Points equal to its Reanimated value.</i> <p><i>Models with Towering Presence cannot Recover more than 2 Health Points from this spell in a single Magic Phase.</i></p>				

Model Rules

Ashes to Ashes: At the end of any phase in which the Master is removed as a casualty, every unit in the army with one or more models with Ashes to Ashes must pass a Discipline Test or lose a number of Health Points equal to the amount by which the test was failed, with no saves of any kind allowed. These Health Point losses are allotted following the rules for Unstable, except that they can never be allotted to models that do not have Ashes to Ashes. The number of Health Points lost is reduced by 1 if the unit is within range of Rally Around the Flag.

At the end of the Player Turn in which the Master was removed as a casualty, a new Master may be selected. In order to do so, nominate a friendly Wizard Character that either has Vampiric or has chosen Evocation. This Character becomes the new Master.

At the start of each friendly Player Turn after the army's Master has been removed as a casualty and no new Master has been selected, every unit with Ashes to Ashes must once again pass a Discipline Test or lose Health Points as described above.

Autonomous: Undead units consisting entirely of models with Autonomous may perform March Moves as normal, even when outside the range of friendly models' Commanding Presence. The unit must still pass a Discipline Test in order to do so if within 8" of non-Fleeing enemy units.

Awaken: The model can Raise Health Points above a unit's starting size for the units stated within brackets. However, units cannot be increased beyond twice their starting size or beyond the maximum unit size written in their unit entry. A unit's starting size is the size of the unit as written on the Army List or the size of the unit when it is Summoned.

Devastating Charge: Attacks & Weapons, Melee

A charging model part with Devastating Charge, or using a weapon with Devastating Charge, gains the Model Rules and Characteristic modifiers stated in brackets. For example, a charging model part with Devastating Charge (+1 Strength, Poison Attacks) gains +1 Strength and Poison Attacks when it is charging. This rule is cumulative: a model part with several instances of Devastating Charge applies all Attack Attributes and Characteristics modifiers from all of them when charging.

Fear: Units in base contact with one or more enemy models with Fear suffer -1 Discipline. At the start of each Round of Combat, such units must take a Discipline Test, called a Fear Test. If this test is failed, the models in the unit are Shaken until the end of the Round of Combat. Models that have Fear themselves are immune to the effects of Fear.

Fearless: If more than half of a unit's models are Fearless, the unit automatically passes Panic Tests and Decimated Tests and cannot declare a Flee Charge Reaction (unless already Fleeing). Models that are Fearless are also immune to the effects of Fear.

Hand Weapon: All models come equipped with a Hand Weapon as their default equipment. If a model has any Close Combat Weapon other than a Hand Weapon, it cannot choose to use the Hand Weapon (unless specifically stated). Hand Weapons wielded by models on foot can be used alongside a Shield, then giving Parry

Undead: The model gains Unstable. Models with Undead cannot perform March Moves, unless their unit starts the March Move within the range of a friendly model's Commanding Presence. The only Charge Reaction a unit with one or more models with Undead can make is Hold.

When units consisting entirely of models with Undead lose Health Points due to Unstable, the number of lost Health Points can be reduced in some situations. Apply the modifiers in the following order:

1. If the unit is Stubborn, halve the number of lost Health Points (round fractions up).
2. If the unit is Steadfast, reduce all lost Health Points above 12 to 12.
3. If the unit receives Rally Around the Flag, reduce the number of lost Health Points with the unit's current Rank Bonus. Units with no Rank Bonus reduce the number of Health Points lost by 1 instead.
4. Apply all other modifiers (from Special Equipment, Model Rules, spells, etc.) afterwards.

Vampiric: At the end of each Melee Phase, check and resolve the following effects for all models with Vampiric:

- **Character** – If at least one attack with Vampiric made by the Character caused an unsaved wound against enemy units, the Character can make a single Vampiric roll. If successful, the Character Recovers a single Health Point.
- **R&F model** – If at least one attack with Vampiric made by a R&F model in the unit caused an unsaved wound against enemy units, the unit can make a single Vampiric roll. If successful, the unit Raises a single Health Point.

A Vampiric roll is successful if the D6 scores X+, where X is the number stated within brackets. Use only the best value if a unit or Character has multiple parts with this Attack Attribute that each caused unsaved wounds. A roll of '1' on a Vampiric roll is always a failure and a '6' is always a success. Models with Towering Presence suffer a -2 modifier to their Vampiric rolls.

Vanguard: After Deployment (including units with Scout), models with Vanguard may perform a 12" move. The move is performed as an Advance Move in the Movement Phase, including any actions and restrictions the unit would normally have (such as Wheeling, Reforming, joining units, leaving units and so on). The 12" distance is used instead of the unit's Advance Rate and March Rate. This move cannot be used to move within 12" of enemy units. This is decreased to 6" for enemy units which have either Scouted or Vanguarded. Units that have moved in this way may not Declare Charges in the first Player Turn (if their side has the first turn). If both players have units with Vanguard, alternate moving units one at a time, starting with the player that finished deploying last. Instead of moving a unit, a player may declare to not move any more Vanguarding units.

Qr codes of your army

Your can print this page to have all your army's units qrcode and cut them to stick them on your units, with them you can directly access to the unit's profil with your phone.

Vampire Count #1



Dire Wolves #1



Dire Wolves #2

