



ORCS AND GOBLINS

4500-0 G-9C - 3 514 POINTS




ETC

650 pts (14.00 %) **1063 pts (24.00 %)** 846 pts (19.00 %) 445 pts (10.00 %) 510 pts (11.00 %)

Characters **Core** **Special** **Death from Above** **Big 'n Nasty**

(40 Max) (25 Least) (0 NoLimit) (15 Max) (30 Max)


Characters



GAZDA

Orc Warlord - Standard - Infantry - 25x25

495 POINTS



Global	Adv	Mar	Dis	Model Rules		
	4"	8"	9	Fearless, Frenzy		
Defensive	HP	Def	Res	Arm		
	3	7	5	0	Aegis, Plate Armour	
Offensive	Att	Off	Str	Ap	Agi	
Orc Warlord	4	6	5	2	4	Battle Focus, Born to Fight, Hand Weapon

Options | Shield • General • Iron Orc • Talisman of Shielding • Potion of Swiftness • Omen of the Apocalypse



MALI COPRNIK

Goblin Witch Doctor - Large - Construct - 50x100

155 POINTS



Global	Adv	Mar	Dis	Model Rules		
	4"	8"	6	Wizard Apprentice, Insignificant		
Defensive	HP	Def	Res	Arm		
	2	2	3	0		
Offensive	Att	Off	Str	Ap	Agi	
Common Goblin Witch Doctor	1	2	3	0	3	Common Goblin, Hand Weapon




MOUNT GOBLIN WOLF CHARIOT

Global	Adv	Mar	Dis	Model Rules		
	9"	9"	C	Light Troops, Swiftstride		
Defensive	HP	Def	Res	Arm		
	4	C	4	C+1		
Offensive	Att	Off	Str	Ap	Agi	
Goblin (2)	1	2	3	0	2	Common Goblin, Light Lance, Bow (4+, 4+)
Wolf (2)	1	3	3	0	3	Harnessed
Chassis			5	2	Inanimate, Impact Hits (D6+1, D6+1)	

Options | Witchcraft • Goblin Wolf Chariot


Core



ORKI

Orcs x24 - Standard - Infantry - 25x25


312 POINTS



Global	Adv	Mar	Dis	Model Rules
	4"	8"	7	Scoring

<i>Defensive</i>	<i>HP</i>	<i>Def</i>	<i>Res</i>	<i>Arm</i>	
	1	3	4	0	Light Armour
<i>Offensive</i>	<i>Att</i>	<i>Off</i>	<i>Str</i>	<i>Ap</i>	<i>Agi</i>
Orc	1	3	3	0	2 Born to Fight


Options	Shield • Bow (4+) • Spear • Musician • Standard Bearer
----------------	--



DIVJAKI

Feral Orc 'Eadbashers **x29** - Standard - Infantry - 25x25

751 POINTS




<i>Global</i>	<i>Adv</i>	<i>Mar</i>	<i>Dis</i>	<i>Model Rules</i>
	4"	8"	7	Scoring, Frenzy

<i>Defensive</i>	<i>HP</i>	<i>Def</i>	<i>Res</i>	<i>Arm</i>	
	1	3	4	0	Aegis (6+)

<i>Offensive</i>	<i>Att</i>	<i>Off</i>	<i>Str</i>	<i>Ap</i>	<i>Agi</i>
Feral Orc 'Eadbasher	1	4	4	1	2 Battle Focus, Born to Fight, Feral Orc

Options	May take a Mammoth Stabber • Paired Weapons • Champion • Musician • Standard Bearer • Green Tide
----------------	--


Special



OKŁOPNIKI

Iron Orcs **x23** - Standard - Infantry - 25x25

572 POINTS




<i>Global</i>	<i>Adv</i>	<i>Mar</i>	<i>Dis</i>	<i>Model Rules</i>
	4"	8"	8	Scoring, Fearless, Bodyguard

<i>Defensive</i>	<i>HP</i>	<i>Def</i>	<i>Res</i>	<i>Arm</i>	
	1	5	4	0	Plate Armour, Shield

<i>Offensive</i>	<i>Att</i>	<i>Off</i>	<i>Str</i>	<i>Ap</i>	<i>Agi</i>
Iron Orcs	1	5	4	1	2 Born to Fight, Weapon Master, Iron Orc, Paired Weapons, Great Weapon


Options	Champion • Musician • Standard Bearer • Green Tide
----------------	--



VOLKCI

Goblin Raiders **x6** - Standard - Cavalry - 25x50

137 POINTS



<i>Global</i>	<i>Adv</i>	<i>Mar</i>	<i>Dis</i>	<i>Model Rules</i>
	9"	18"	6	Feigned Flight, Vanguard, Light Troops, Insignificant


<i>Defensive</i>	<i>HP</i>	<i>Def</i>	<i>Res</i>	<i>Arm</i>	
	1	2	3	1	

<i>Offensive</i>	<i>Att</i>	<i>Off</i>	<i>Str</i>	<i>Ap</i>	<i>Agi</i>
Goblin Raider	1	2	3	0	2

Wolf	1	3	3	0	3	Harnessed
------	---	---	---	---	---	-----------

Scuttler Spider	1	3	3	0	4	Harnessed, Poison Attacks
-----------------	---	---	---	---	---	---------------------------


Options	Light Lance • Bow (4+)
----------------	------------------------



PAJKCI

Forest Goblin Raiders **x6** - Standard - Cavalry - 25x50

137 POINTS



<i>Global</i>	<i>Adv</i>	<i>Mar</i>	<i>Dis</i>	<i>Model Rules</i>
---------------	------------	------------	------------	--------------------

<i>Global</i>	<i>Adv</i>	<i>Mar</i>	<i>Dis</i>	<i>Model Rules</i>		
	7"	14"	6	Strider, Feigned Flight, Vanguard, Light Troops, Scout, Insignificant		
<i>Defensive</i>	<i>HP</i>	<i>Def</i>	<i>Res</i>	<i>Arm</i>		
	1	2	3	1		
<i>Offensive</i>	<i>Att</i>	<i>Off</i>	<i>Str</i>	<i>Ap</i>	<i>Agi</i>	
Goblin Raider	1	2	3	0	2	Forest Goblin
Scuttler Spider	1	3	3	0	4	Harnessed, Poison Attacks

Options

Light Lance • Bow (4+)

Death from Above



PILOT PRVI

Greenhide Catapult - Standard - Construct - 75

140 POINTS



<i>Global</i>	<i>Adv</i>	<i>Mar</i>	<i>Dis</i>	<i>Model Rules</i>		
	4"	4"	6	War Machine, Insignificant		
<i>Defensive</i>	<i>HP</i>	<i>Def</i>	<i>Res</i>	<i>Arm</i>		
	5	1	4	0	Light Armour	
<i>Offensive</i>	<i>Att</i>	<i>Off</i>	<i>Str</i>	<i>Ap</i>	<i>Agi</i>	
Goblin Crew	3	2	3	0	2	Move or Fire, Common Goblin, Git Launcher (4+, 4+)
Orc Overseer	1	3	3	0	2	Move or Fire



PILOT DRUGI

Greenhide Catapult - Standard - Construct - 75

140 POINTS



<i>Global</i>	<i>Adv</i>	<i>Mar</i>	<i>Dis</i>	<i>Model Rules</i>		
	4"	4"	6	War Machine, Insignificant		
<i>Defensive</i>	<i>HP</i>	<i>Def</i>	<i>Res</i>	<i>Arm</i>		
	5	1	4	0	Light Armour	
<i>Offensive</i>	<i>Att</i>	<i>Off</i>	<i>Str</i>	<i>Ap</i>	<i>Agi</i>	
Goblin Crew	3	2	3	0	2	Move or Fire, Common Goblin, Git Launcher (4+, 4+)
Orc Overseer	1	3	3	0	2	Move or Fire



OMLETAR

Catapults Splatterer - Standard - Construct - 75

165 POINTS



<i>Global</i>	<i>Adv</i>	<i>Mar</i>	<i>Dis</i>	<i>Model Rules</i>		
	4"	4"	6	War Machine, Insignificant		
<i>Defensive</i>	<i>HP</i>	<i>Def</i>	<i>Res</i>	<i>Arm</i>		
	5	1	4	0	Light Armour	
<i>Offensive</i>	<i>Att</i>	<i>Off</i>	<i>Str</i>	<i>Ap</i>	<i>Agi</i>	
Goblin Crew	3	2	3	0	2	Move or Fire, Common Goblin, Splatterer (4+, 4+)

Big 'n Nasty



Global	Adv	Mar	Dis	Model Rules		
	7"	14"	6	Strider, Fearless, Stubborn		
Defensive	HP	Def	Res	Arm		
	8	4	6	3		
Offensive	Att	Off	Str	Ap	Agi	
Goblins (8)	1	2	3	0	2	Forest Goblin, Light Lance, Bow (4+, 4+)
Gargantula	8	4	5	2	4	Harnessed, Poison Attacks, Venomous Fangs

Magics

Racial Trait Spell

	Casting	Range	Type	Duration
Bring the Pain				
Mf	8+	18"	Translation missing: en.magic_spell.type_target.Hex	One Turn
Failed to-hit rolls with Close Combat Attacks against the target must be rerolled.				



Witchcraft

		Casting	Range	Type	Duration	Effect
1	Raven's Wing	7+ [9+]	18"	Augment	Instant	The target may perform a 8" [12"] Magical Move and gains Fly and Light Troops until the end of the Player Turn. Nominate a single model part affected by the spell. This model part may perform a Sweeping Attack during the move (possibly in addition to other Sweeping Attacks). This Sweeping Attack causes D6 hits with Strength 4, Armour Penetration 1, and Magical Attacks.
3	Twisted Effigy	5+ [7+]	36"	Hex	One Turn	The target cannot use Shooting Attacks [and suffers a -2 modifier to its casting rolls].
2	Deceptive Glamour	4+ [6+]	24"	Hex	One Turn	The target suffers -1 [-2] Offensive Skill, -1 [-2] Defensive Skill and -1 [-2] Agility.
A	Evil Eye		24"	Universal	One Turn	If this spell targets a friendly unit, the target gains +1 Advance Rate and +2 March Rate. If this spell targets an enemy unit, the target suffers -1 Advance Rate and -2 March Rate, to a minimum of 3 and 6 respectively. A unit cannot be affected by this spell more than twice in the same Magic Phase.
5	Will-o'-the-Wisp	8+ [8+]	18"	Universal	One Turn	The target gains Random Movement (2D6 [3D6])
6	Bewitching Glare	8+ [12+]	18"	Hex	One Turn	Melee [and Shooting] Attacks against the target must reroll failed to-wound rolls.
4	The Wheel Turns	8+ [10+]	24"	Hex	One Turn	Melee Attacks made by [and distributed towards] R&F models in the target unit are set to wound on a 4+, and Close Combat Attacks made by [and allocated against] R&F models in the target unit additionally are set to hit on a 4+, regardless of Offensive Skill, Defensive Skill, Strength, and Resilience. Apply this effect before other to-hit and to-wound modifiers.

Magic items

Omen of the Apocalypse: Roll a single D3 at the Initiative Step in which the wielder is attacking. During this Initiative Step, the wielder gains a modifier equal to the result of the D3 roll to its Attack Value, Strength, and Armour Penetration while using this weapon. Attacks made with this weapon become Magical Attacks.

Potion of Swiftiness: One use only. May be activated at the start of any Round of Combat. Until the end of the Player Turn, the bearer gains +3 Agility.

Talisman of Shielding: The bearer gains Aegis (5+).

Magic banners

Green Tide: 0-3 Banners per Army.

The bearer's unit gains Fight in Extra Rank.

Model Rules

Aegis:

Battle Focus: If the attack hits with a natural to-hit roll of '6', the attack causes two hits instead of one.

Bodyguard: When a Character is joined to a unit in which at least one model has Bodyguard, that Character gains Stubborn. When Characters or Character types are stated in brackets, Bodyguard only works for the specified Characters or Character types.

Born to Fight: Close Combat.

The model part's Close Combat Attacks gain +1 Strength and +1 Armour Penetration during a Round of Combat

- If it is the First Round of Combat.
- Or if the model part's unit is Steadfast at the start of the Round of Combat.

Bow:

Common Goblin: The model gains Insignificant.

Fearless: If more than half of a unit's models are Fearless, the unit automatically passes Panic Tests and Decimated Tests and cannot declare a Flee Charge Reaction (unless already Fleeing). Models that are Fearless are also immune to the effects of Fear.

Feigned Flight: A unit consisting solely of models with Feigned Flight that voluntarily chooses to Flee as a Charge Reaction, and subsequently passes a Rally Test in its next Player Turn, doesn't become Shaken. Furthermore, the Reform that is made after Rallying in this case doesn't prevent the unit from moving nor from shooting (but it still counts as having moved for shooting purposes). This rule cannot be applied if a unit fails to rally on the next friendly Player Turn or involuntarily Flees, such as a result of a failed Panic Test or if it was already Fleeing when being charged.

Feral Orc: The model part gains Born to Fight and Battle Focus. The model gains Frenzy, Fearless, and Aegis (6+).

Forest Goblin: The model gains Insignificant and Strider (Forest).

Frenzy: A unit with at least half its models with Frenzy cannot choose Flee as Charge Reaction, and when taking Discipline Tests, apply the following:

- If it is a Panic Test, Decimated Test or Fear Test: the unit gains +2 Discipline.
- If it is a Break Test, roll the test as normal.
- If it is any other Discipline Test, the unit suffers -2 Discipline.

At the start of the Charge Phase, each of your units with at least one model with Frenzy that could Declare a Charge against an enemy unit within the unit's Advance Rate +7" (using the lowest Advance Rate among the unit's models; if a model has more than 1 Advance Rate available, use the highest one) must take a Discipline Test, called a Frenzy Test. If the test is failed, the whole unit must Declare a Charge this Player Turn. Note that Characters are never forced to charge out of their units.

Git Launcher: Catapult Artillery Weapon.

Range 12-60", Shots 1, Str 5, AP 4.

This weapon follows the rules for Catapult Artillery Weapons with the following exceptions: if the weapon hits (including with a Partial Hit), instead of causing a hit with Area Attack, the unit suffers D3+1 hits with the weapon's profile. In case of a Partial Hit, neither the number of hits nor their Strength and Armour Penetration are reduced.

Great Weapon: Attacks made with a Great Weapon gain +2 Strength, +2 Armour Penetration and always strike at Initiative Step 0 (regardless of the wielder's Agility). A model using this weapon cannot simultaneously use a Shield against Melee Attacks

Hand Weapon: All models come equipped with a Hand Weapon as their default equipment. If a model has any Close Combat Weapon other than a Hand Weapon, it cannot choose to use the Hand Weapon (unless specifically stated). Hand Weapons wielded by models on foot can be used alongside a Shield, then giving Parry

Harnessed: Model parts with Harnessed cannot make Supporting Attacks and cannot use Weapons. Shooting Weapons carried by model parts with Harnessed can be used by other model parts of the same model (as long as they do not have Harnessed or Inanimate). A model with with at least one model part with Harnessed is considered to be mounted.

Insignificant:

Iron Orc: The model part gains Born to Fight and Weapon Master. The model gains Fearless.

Light Armour: Armor +1

Light Lance:

Light Troops: Units composed entirely of models with Light Troops are allowed to make any number of Reforms when performing Advance Moves or March Moves. They are allowed to shoot even if they Marched or Reformed. No model can end its movement with its centre further away than its March Rate from its starting position, around any obstructions (including the Unit Spacing rule). This means that when checking the distance travelled by a model, check the path the model would have taken if it was alone, with the exception that the unit as a whole cannot break the Unit Spacing rule while performing the move. If a model performed any action during the movement (such as a Sweeping Attack), the distance moved is counted from its starting position to the point on the Battlefield where it performed that action and then to its final position.

If more than half the models in a unit have Light Troops, the unit always counts as having 0 Full Ranks. Characters with Light Troops that are joined to units with one or more models without Light Troops, lose this rule for as long as they remain with the unit. An Infantry Character joined to an Infantry unit with both Light Troops and the same Size as the Character gains Light Troops for as long as it remains with the unit.

Move or Fire: The attack may not be used if the attacking model has made an Advance Move, March Move, Reform or Pivot during the current Player Turn.

Paired Weapons: The wielder gains +1 Attack Value when using Paired Weapons. Attacks made with Paired Weapons gain +1 Offensive Skill and ignore Parry. A model using this weapon cannot simultaneously use a Shield against Melee Attacks.

Plate Armour: +3 Armor

Poison Attacks: If the attack successfully hits with a natural to-hit roll of '6', it automatically wounds with no to-wound roll needed. Shooting Attacks using the Hopeless Shot can only automatically wound if the first to-hit roll is a natural '6'. Note that the second to-hit roll must still be successful in order to hit the target. If the attack can be turned into more than one hit (e.g. a hit with Area Attack, Battle Focus, or Penetrating), only a single hit, chosen by the attacker, automatically wounds. All other hits must roll to wound as normal.

Scoring: Units with at least one model with Scoring are considered to be Scoring Units, which are used for winning Secondary Objectives (see section XVI.2 "Scoring Secondary Objectives", page 67). Every army needs a few Scoring units to be able to complete Secondary Objectives, which is why units with Scoring are marked in the Army Books with a special pennant icon:

Scoring can be lost during the game:

- A unit that is Fleeing loses Scoring for as long as it is Fleeing.
- An Ambushing unit that enters the Battlefield on Game Turn 4 or later loses Scoring.
- A unit that has performed a Post-Combat Reform loses Scoring until the start of the following Player Turn.

Scout: At step 8 of the Pre-Game Sequence (after Spell Selection) an army that includes units with Scout must state which of its units with Scout will use it, starting with the player that picked the Deployment Zone. Deploy your army as usual, but without deploying any of the Scouting units. These units are placed after all other non-Scouting units have been deployed. They can either be deployed in your Deployment Zone, using the normal rules, or they can be deployed outside the Deployment Zone, but must be more than 18" away from any enemy units. This is decreased to 12" if the Scouting unit is deployed entirely within a Forest, Ruins, Field, Building, or Water Terrain Feature. Scouting units that are deployed outside their player's Deployment Zone may not Declare Charges in the first Player Turn (if their side has the first turn). If both players have Scouting units, alternate deploying one unit at a time, starting with the player that finished deploying first.

Shield: +1 Armour Hand Weapons wielded by models on foot can be used alongside a Shield, then giving Parry.

Splatterer: Catapult (4x4) Artillery Weapon.

Range 12-60", Shots 1, Str 3[7], AP 0[4], [Multiple Wounds (D3, Clipped Wings)].

Strider: The model automatically passes Dangerous Terrain Tests taken due to Terrain.

If more than half of a unit's models have Strider, the unit never loses their Steadfast or Rank Bonus due to Terrain.

Sometimes Strider is linked to a specific type of Terrain, stated in brackets.

In this case, models with Strider are considered Striders only when interacting with such type of Terrain.

Stubborn: A unit with at least one model with Stubborn ignores any Combat Score penalties to its Discipline when taking Break Tests or Combat Reform Discipline Tests.

Vanguard: After Deployment (including units with Scout), models with Vanguard may perform a 12" move. The move is performed as an Advance Move in the Movement Phase, including any actions and restrictions the unit would normally have (such as Wheeling, Reforming, joining units, leaving units and so on). The 12" distance is used instead of the unit's Advance Rate and March Rate. This move cannot be used to move within 12" of enemy units. This is decreased to 6" for enemy units which have either Scouted or Vanguarded. Units that have moved in this way may not Declare Charges in the first Player Turn (if their side has the first turn). If both players have units with Vanguard, alternate moving units one at a time, starting with the player that finished deploying last. Instead of moving a unit, a player may declare to not move any more Vanguarding units.

Venomous Fangs: Melee.

Before rolling to hit, nominate one Close Combat Attack from a model part with Venomous Fangs. This attack gains Multiple Wounds (D3+1).

If the attack is turned into more than one hit (e.g. a hit with Battle Focus), only a single hit, chosen by the owner, gains the effect.

War Machine: The model cannot Pursue, Declare Charges or Declare Flee as Charge Reaction. Characters can never join units with War Machines, and Characters with War Machine cannot join units at all.

When a War Machine fails a Panic Test, instead of Fleeing it is Shaken until the end of the next Player Turn. War Machines that fail a Break Test are automatically destroyed. War Machines and units Engaged in Combat with them cannot make Combat Reforms.

When a unit charges a War Machine, it can move into base contact by having its Front Facing contact any point of the War Machine's base (it must still maximise the number of models in base contact, see subsection II.1.A "Bases and Base Contact", page 4 and Figure 1 page 4). No Align Move is allowed. Ignore the War Machine's Facing, as it does not have any due to its round base.

Weapon Master:

Wizard Apprentice: - Knows 1 spell.

- Can select between the Learned Spell 1 of its chosen Path and the Hereditary Spell of its army.

The Wizard selects its spells as described in Spell Selection

Qr codes of your army

Your can print this page to have all your army's units qrcode and cut them to stick them on your units, with them you can directly access to the unit's profil with your phone.

