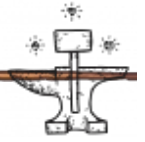





DWARVEN HOLDS

DEATH STAR* COPY - 4 245 POINTS




1560 pts (35.00 %) **1030 pts (23.00 %)** 870 pts (19.00 %) 1215 pts (27.00 %) 900 pts (20.00 %)
Characters **Core** **Special** **Clans' Thunder** **Engines of War**
 (40 Max) (25 Least) (0 NoLimit) (35 Max) (20 Max)

Characters




FORGERON RUNIQUE #1
Runic Smith - Standard - Infantry - 20x20

390 POINTS




Global	Adv	Mar	Dis	Model Rules		
	3"	9"	9	Channel (1, 1), Rune Craft Mastery		
Defensive	HP	Def	Res	Arm		
	3	5	4	0	Shield Wall (Ægide, Ægide), Magic Resistance (1, 1), Plate Armour	
Offensive	Att	Off	Str	Ap	Agi	
Runic Smith	2	5	4	1	3	Sturdy, Hand Weapon

Options | Shield • Rune of Revocation x1 • Rune of Resilience x1 • Rune of Gleaming x1 • Rune of Harnessing x1 • Rune of Grounding • Rune of Steel x1 • Rune of Iron x1 • Rune of the Forge x1




FORGERON RUNIQUE #2
Runic Smith - Standard - Infantry - 20x20

315 POINTS




Global	Adv	Mar	Dis	Model Rules		
	3"	9"	9	Channel (1, 1), Rune Craft Mastery		
Defensive	HP	Def	Res	Arm		
	3	5	4	0	Shield Wall (Ægide, Ægide), Magic Resistance (1, 1), Plate Armour	
Offensive	Att	Off	Str	Ap	Agi	
Runic Smith	2	5	4	1	3	Sturdy, Hand Weapon

Options | Shield • Rune of Revocation x1 • Rune of Resilience x1 • Rune of Gleaming x1 • Rune of Denial





THANE #1
Thane - Standard - Infantry - 20x20

360 POINTS




Global	Adv	Mar	Dis	Model Rules		
	3"	9"	9			
Defensive	HP	Def	Res	Arm		
	3	6	5	0	Shield Wall, Plate Armour	
Offensive	Att	Off	Str	Ap	Agi	
Thane	3	6	4	1	3	Sturdy, Hand Weapon

Options | Battle Standard Bearer • Shield • Holdstone • Crossbow (3+) • Ancestral Memory • General • Rune of Mining x1 • Rune of Steel x1 • Rune of the Forge x1 • Rune of Lightning x2

ENGINEER #1
Engineer - Standard - Infantry - 20x20


150 POINTS



Global	Adv	Mar	Dis	Model Rules	
	3"	9"	9	Engineer (3+), Entrench	
Defensive	HP	Def	Res	Arm	

<i>Defensive</i>	<i>HP</i>	<i>Def</i>	<i>Res</i>	<i>Arm</i>		
	2	5	4	0	Shield Wall (Ægide, Ægide), Plate Armour	
<i>Offensive</i>	<i>Att</i>	<i>Off</i>	<i>Str</i>	<i>Ap</i>	<i>Agi</i>	
Engineer	2	5	4	1	3	Sturdy, Hand Weapon


Options	Wyrm-Slayer Rocket (3+)
----------------	-------------------------



ENGINEER #2

Engineer - Standard - Infantry - 20x20

150 POINTS



<i>Global</i>	<i>Adv</i>	<i>Mar</i>	<i>Dis</i>	<i>Model Rules</i>		
	3"	9"	9	Engineer (3+), Entrench		
<i>Defensive</i>	<i>HP</i>	<i>Def</i>	<i>Res</i>	<i>Arm</i>		
	2	5	4	0	Shield Wall (Ægide, Ægide), Plate Armour	
<i>Offensive</i>	<i>Att</i>	<i>Off</i>	<i>Str</i>	<i>Ap</i>	<i>Agi</i>	
Engineer	2	5	4	1	3	Sturdy, Hand Weapon

Options	Wyrm-Slayer Rocket (3+)
----------------	-------------------------



ANVIL OF POWER

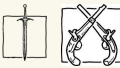
Anvil of Power - Standard - Construct - 60

195 POINTS



<i>Global</i>	<i>Adv</i>	<i>Mar</i>	<i>Dis</i>	<i>Model Rules</i>		
	3"	3"	9	Unbreakable, Channel (2, 2), Fearless, Not a Leader, War Machine, Runic Anvil		
<i>Defensive</i>	<i>HP</i>	<i>Def</i>	<i>Res</i>	<i>Arm</i>		
	5	1	4	0	Aegis (5+), Magic Resistance (2, 2), Plate Armour	
<i>Offensive</i>	<i>Att</i>	<i>Off</i>	<i>Str</i>	<i>Ap</i>	<i>Agi</i>	
Anvil Guards	3	5	4	1	2	Hand Weapon


Core



CLAN MARKSMEN #1

Clan Marksmen x20 - Standard - Infantry - 20x20

500 POINTS



<i>Global</i>	<i>Adv</i>	<i>Mar</i>	<i>Dis</i>	<i>Model Rules</i>		
	3"	9"	9	Scoring		
<i>Defensive</i>	<i>HP</i>	<i>Def</i>	<i>Res</i>	<i>Arm</i>		
	1	4	4	0	Shield Wall (Ægide, Ægide), Heavy Armour	
<i>Offensive</i>	<i>Att</i>	<i>Off</i>	<i>Str</i>	<i>Ap</i>	<i>Agi</i>	
Clan Marksmen	1	4	3	0	2	Sturdy, Crossbow (4+, 4+)

Options	Shield • Champion • Musician • Standard Bearer • Guild-Crafted Handgun (4+)
----------------	---



LONGUES-MIRES DES CLANS #2

Clan Marksmen x20 - Standard - Infantry - 20x20

530 POINTS




<i>Global</i>	<i>Adv</i>	<i>Mar</i>	<i>Dis</i>	<i>Model Rules</i>	
	3"	9"	9	Scoring	
<i>Defensive</i>	<i>HP</i>	<i>Def</i>	<i>Res</i>	<i>Arm</i>	
	1	4	4	0	Shield Wall (Ægide, Ægide), Heavy Armour
<i>Offensive</i>	<i>Att</i>	<i>Off</i>	<i>Str</i>	<i>Ap</i>	<i>Agi</i>

<i>Offensive</i>	<i>Att</i>	<i>Off</i>	<i>Str</i>	<i>Ap</i>	<i>Agi</i>	
Clan Marksmen	1	4	3	0	2	Sturdy, Crossbow (4+, 4+)


Options | Shield • Crossbow and Great Weapon • Champion • Musician • Standard Bearer • Rending Banner

Special




KING'S GUARD #1
King's Guard x30 - Standard - Infantry - 20x20

740 POINTS




<i>Global</i>	<i>Adv</i>	<i>Mar</i>	<i>Dis</i>	<i>Model Rules</i>		
	3"	9"	9	Scoring, Bodyguard		
<i>Defensive</i>	<i>HP</i>	<i>Def</i>	<i>Res</i>	<i>Arm</i>		
	1	5	4	0	Plate Armour, Shield	
<i>Offensive</i>	<i>Att</i>	<i>Off</i>	<i>Str</i>	<i>Ap</i>	<i>Agi</i>	
King's Guard	2	5	4	1	2	Sturdy, Great Weapon

Options | Champion • Musician • Standard Bearer • Runic Standard of Shielding




VENGEANCE SEEKER #1
Vengeance Seeker - Standard - Infantry - 20x20

130 POINTS




<i>Global</i>	<i>Adv</i>	<i>Mar</i>	<i>Dis</i>	<i>Model Rules</i>		
	3"	9"	10	Unbreakable, Fearless, The bigger they are...		
<i>Defensive</i>	<i>HP</i>	<i>Def</i>	<i>Res</i>	<i>Arm</i>		
	3	5	4	0	Aegis (6+), Distracting, Hard Target (1, 1)	
<i>Offensive</i>	<i>Att</i>	<i>Off</i>	<i>Str</i>	<i>Ap</i>	<i>Agi</i>	
Vengeance Seeker	3D3	5	4	1	2	Yer comin' with me!, Whirling Chains of Doom

Clans' Thunder




STEAM COPTERS BOMBER #1
Steam Copters - Standard - Construct - 40x40

185 POINTS



<i>Global</i>	<i>Adv</i>	<i>Mar</i>	<i>Dis</i>	<i>Model Rules</i>		
	1"	2"	9	Light Troops, Swiftstride, Tall, Fly (8", 16", 8", 16")		
	8"	16"				
<i>Defensive</i>	<i>HP</i>	<i>Def</i>	<i>Res</i>	<i>Arm</i>		
	3	4	5	3	Cannot be Stomped	
<i>Offensive</i>	<i>Att</i>	<i>Off</i>	<i>Str</i>	<i>Ap</i>	<i>Agi</i>	
Steam Copter	2	4	4	1	2	Forge Repeater (4+, 4+), Shrapnel Bombs

Engines of War



CATAPULT #1
Catapult - Large - Construct - 60


300 POINTS



<i>Global</i>	<i>Adv</i>	<i>Mar</i>	<i>Dis</i>	<i>Model Rules</i>		
	3"	3"	9	War Machine, Stubborn, Engineering Rune		
<i>Defensive</i>	<i>HP</i>	<i>Def</i>	<i>Res</i>	<i>Arm</i>		

<i>Defensive</i>	<i>HP</i>	<i>Def</i>	<i>Res</i>	<i>Arm</i>	
	5	1	4	0	Heavy Armour
<i>Offensive</i>	<i>Att</i>	<i>Off</i>	<i>Str</i>	<i>Ap</i>	<i>Agi</i>
Crew	1	4	3	0	2 Move or Fire, Catapult (4+, 4+)


Options	Rune crafted
----------------	--------------



CATAPULT #2

Catapult - Large - Construct - 60

300 POINTS



<i>Global</i>	<i>Adv</i>	<i>Mar</i>	<i>Dis</i>	<i>Model Rules</i>
	3"	3"	9	War Machine, Stubborn, Engineering Rune

<i>Defensive</i>	<i>HP</i>	<i>Def</i>	<i>Res</i>	<i>Arm</i>	
	5	1	4	0	Heavy Armour

<i>Offensive</i>	<i>Att</i>	<i>Off</i>	<i>Str</i>	<i>Ap</i>	<i>Agi</i>
Crew	1	4	3	0	2 Move or Fire, Catapult (4+, 4+)

Options	Rune crafted
----------------	--------------

Magics

Magic items

Rune of Grounding: Runic Smiths only.
0-1 per Army.
One use only. May be activated at the start of any Melee Phase. All spells with Duration: One Turn that affect any of the following units come to an end:

- The bearer's unit
- Enemy units in base contact with the bearer

Rune of Harnessing: Runic Smiths only.
Enemy models within 24" of the Runic Smith have their Channel value (the value within brackets) reduced by 1, to a minimum of 0.

Rune of Iron: The wearer of an armour engraved with

- A single Rune of Iron gains +1 Armour.
- Two or more Runes of Iron gains +2 Armour.

Rune of Steel: The wearer of an armour engraved with this Rune must reroll failed Armour Saves.

Rune of the Forge: The wearer of an armour engraved with this Rune gains Aegis (2+, against Flaming Attacks).

Rune of Denial: Dominant.
0-1 per Army.
One use only. The player may choose to use this Rune instead of making a Dispel Attempt. The spell is automatically dispelled.

Rune of Lightning: If the wielder scores at least one successful hit with a weapon engraved with one or more Runes of Lightning (consider each set of simultaneous attacks separately), each enemy unit that was hit additionally suffers D3 hits for each instance of this Rune. The hits are considered Special Attacks and are resolved with Strength 4, Armour Penetration 1, and Magical Attacks.

Rune of Mining: After Determining Deployment Zones (at the end of step 6 of the The Pre-Game Sequence), choose a Terrain Feature on the Battlefield. As long as the bearer is on the Battlefield, all friendly models may treat this as Open Terrain when making Advance Moves or March Moves, but must still follow the Unit Spacing rule at the end of their movement.

Magic banners

Rending Banner: One use only. May be activated at the start of a Round of Combat. Close Combat Attacks from R&F models in the bearer's unit gain +1 Armour Penetration until the bearer's unit is no longer Engaged in Combat. A model can only be affected by a single Rending Banner at the same time.

Runic Standard of Shielding: (Battle Standard Bearer, Deep Watch, and King's Guard only.)
All friendly units within 6" of the bearer gain Aegis (5+) against Shooting Attacks.

Model Rules

Aegis:

Bodyguard: When a Character is joined to a unit in which at least one model has Bodyguard, that Character gains Stubborn. When Characters or Character types are stated in brackets, Bodyguard only works for the specified Characters or Character types.

Cannot be Stomped:

Catapult: Artillery Weapon Catapult (4x4):
Range 12-60", Shots 1, Str 3[7], AP 0[4], [Multiple Wounds (D3, Clipped Wings)].

Channel: During step 3 of the Magic Phase Sequence, each of the Active Player's models with Channel may add X Veil Tokens to the owner's Veil Token Pool. This Universal Rule is cumulative, adding X Veil Tokens of each independent instance of Channel to the model's total Channel value (so e.g. a model with Channel (1) and Channel (2) is treated like a model with Channel (3)).

Crossbow: Range 30" Shots 1 Strength 4 Armour Penetration 1 Unwieldy

Distracting: Close Combat Attacks allocated towards a model with Distracting suffer a -1 to-hit modifier. This to-hit modifier cannot be combined with any other negative to-hit modifiers.

Engineer: Once per Shooting Phase, an unengaged Engineer may select a single War Machine within 6" that has not fired yet to gain the following effects:

- Replace the Aim of one of the War Machine's Artillery Weapons with the value given in brackets (X+).
- You may reroll the roll on the Misfire Table.
- You may reroll the dice (all of them or none) for determining the number of hits of a Flamethrower Artillery Weapon.

Engineering Rune: Universal Rule.

Field Artillery adds +4 to any roll on the Misfire Table.

Entrench: Right before the battle (during step 7 of the Deployment Phase Sequence), the model with this rule may Entrench a single War Machine. The War Machine counts as being in Hard Cover. The War Machine loses this rule permanently if it makes an Advance or March Move.

Fearless: If more than half of a unit's models are Fearless, the unit automatically passes Panic Tests and Decimated Tests and cannot declare a Flee Charge Reaction (unless already Fleeing). Models that are Fearless are also immune to the effects of Fear.

Fly: The model gains Light Troops and Swiftstride. Units composed entirely of models with Fly may make Flying Movements when performing a Move Chargers move, an Advance Move, or a March Move. When a unit makes a Flying Movement, substitute its models' Advance Rate with the first value given in brackets (X), and their March Rate with the second value given in brackets (Y). All modifiers to ground movement values are also applied to the flying values of a model. Units using Flying Movement ignore all Terrain Features and units during the Flying Movement (from their starting to their ending position), but must abide by the Unit Spacing rule at the end of the move (unless charging, when the normal exceptions to the Unit Spacing rule apply). They are still affected by the effects of the Terrain Features from which they take off and in which they land.

Forge Repeater: Shooting Weapon.

Range 18", Shots 4, Str 5, AP 2, Flaming Attacks, Quick to Fire.

Great Weapon: Attacks made with a Great Weapon gain +2 Strength, +2 Armour Penetration and always strike at Initiative Step 0 (regardless of the wielder's Agility). A model using this weapon cannot simultaneously use a Shield against Melee Attacks

Hand Weapon: All models come equipped with a Hand Weapon as their default equipment. If a model has any Close Combat Weapon other than a Hand Weapon, it cannot choose to use the Hand Weapon (unless specifically stated). Hand Weapons wielded by models on foot can be used alongside a Shield, then giving Parry

Hard Target:

Heavy Armour: +2 Armor

Light Troops: Units composed entirely of models with Light Troops are allowed to make any number of Reforms when performing Advance Moves or March Moves. They are allowed to shoot even if they Marched or Reformed. No model can end its movement with its centre further away than its March Rate from its starting position, around any obstructions (including the Unit Spacing rule). This means that when checking the distance travelled by a model, check the path the model would have taken if it was alone, with the exception that the unit as a whole cannot break the Unit Spacing rule while performing the move. If a model performed any action during the movement (such as a Sweeping Attack), the distance moved is counted from its starting position to the point on the Battlefield where it performed that action and then to its final position.

If more than half the models in a unit have Light Troops, the unit always counts as having 0 Full Ranks. Characters with Light Troops that are joined to units with one or more models without Light Troops, lose this rule for as long as they remain with the unit. An Infantry Character joined to an Infantry unit with both Light Troops and the same Size as the Character gains Light Troops for as long as it remains with the unit.

Magic Resistance:

Move or Fire: The attack may not be used if the attacking model has made an Advance Move, March Move, Reform or Pivot during the current Player Turn.

Not a Leader: The model cannot be the General.

Plate Armour: +3 Armor

Rune Craft Mastery: Close Combat Attacks from models in the same unit as one or more models with Rune Craft Mastery gain +1 Armour Penetration. Each Runic Smith may select up to three different Battle Runes during Spell Selection, provided it paid for them.

Runic Anvil: Each Anvil of Power may choose up to three different Battle Runes during Spell Selection.

Scoring: Units with at least one model with Scoring are considered to be Scoring Units, which are used for winning Secondary Objectives (see section XVI.2 "Scoring Secondary Objectives", page 67). Every army needs a few Scoring units to be able to complete Secondary Objectives, which is why units with Scoring are marked in the Army Books with a special pennant icon:

Scoring can be lost during the game:

- A unit that is Fleeing loses Scoring for as long as it is Fleeing.
- An Ambushing unit that enters the Battlefield on Game Turn 4 or later loses Scoring.
- A unit that has performed a Post-Combat Reform loses Scoring until the start of the following Player Turn.

Shield: +1 Armour Hand Weapons wielded by models on foot can be used alongside a Shield, then giving Parry.

Shield Wall: When using a Shield, the model gains Aegis (6+, against Close Combat Attacks). This is improved to Aegis (5+, against Close Combat Attacks) if the attacker is Charging. This Special Save can only be used against attacks from enemies Engaged in the model's unit's Front Facing.

Shrapnel Bombs: Special Attack.

Sweeping Attack.

The enemy unit suffers D6*2 hits with Strength 3 and Armour Penetration 1. If a natural '6' is rolled for the number of hits, after the attack has been resolved, the Shrapnel Bombs cannot be used anymore during this battle.

Stubborn: A unit with at least one model with Stubborn ignores any Combat Score penalties to its Discipline when taking Break Tests or Combat Reform Discipline Tests.

Sturdy: Melee.

The model gains Devastating Charge (+1 Str, +1 AP) and it does not suffer from negative to-hit modifiers from a Stand and Shoot Charge Reaction.

Swiftstride: When a unit composed entirely of models with Swiftstride rolls Charge Range, Flee Distance, Pursuit Distance or Overrun Distance, it rolls an additional D6 (normally this will lead to rolling 3D6) and discards the lowest D6 rolled.

Tall:

The bigger they are...: When Charging a unit that contains at least one Large or Gigantic model, the model gains Swiftstride for the Charge Range roll.

Unbreakable: The model gains Fearless and its unit automatically passes all Break Tests. Characters with Unbreakable can only join units consisting entirely of models with Unbreakable. Units with one or more models with Unbreakable can only be joined by Characters with Unbreakable.

War Machine: The model cannot Pursue, Declare Charges or Declare Flee as Charge Reaction. Characters can never join units with War Machines, and Characters with War Machine cannot join units at all. When a War Machine fails a Panic Test, instead of Fleeing it is Shaken until the end of the next Player Turn. War Machines that fail a Break Test are automatically destroyed. War Machines and units Engaged in Combat with them cannot make Combat Reforms. When a unit charges a War Machine, it can move into base contact by having its Front Facing contact any point of the War Machine's base (it must still maximise the number of models in base contact, see subsection II.1.A "Bases and Base Contact", page 4 and Figure 1 page 4). No Align Move is allowed. Ignore the War Machine's Facing, as it does not have any due to its round base.

Whirling Chains of Doom: Close Combat Weapon. Attacks made with this weapon gain +1 Strength, +1 Armour Penetration, and always strike at Initiative Step 10 (regardless of the wielder's Agility). A model with this weapon cannot be joined by Characters.

Yer comin' with me!: Close Combat. In order to use this Attack Attribute, the unit must be at least as wide as it is deep at the start of the Round of Combat. Close Combat Attacks made by models with this Attack Attribute can never wound on worse than 4+. In addition, when a model with this Attack Attribute is removed as a casualty during the Melee Phase due to an enemy Melee Attack, it must immediately, before removal, perform a single Close Combat Attack with the following rules and restrictions:

- The attack is always resolved with Strength 5 and Armour Penetration 2.
- The owner must choose one of the following options:
 - (1) The attack is allocated towards the model that caused the casualty.
 - (2) The attack is allocated towards a R&F model in that model's unit. The hit is distributed onto the unit.In either case, the model with Yer comin' with me! is considered in base contact with the attacked model, and the models count as Engaged in the same Facing as their units.
- This Attack Attribute cannot be used against casualties caused by Impact Hits.

Qr codes of your army

You can print this page to have all your army's units qrcode and cut them to stick them on your units, with them you can directly access to the unit's profil with your phone.

Forgeron runique #1	Forgeron runique #2	Thane #1	Engineer #1	Engineer #2	Anvil of Power	Clan Marksmen #1	Longues-mires des clans #2	King's Guard #1	Vengeance Seeker #1	Steam Copters Bomber #1	Catapult #1	Catapult #2