



VAMPIRE COVENANT

MI PRIMERA LISTA - 4 500 POINTS



1490 pts (33.00 %) 1173 pts (26.00 %) 505 pts (11.00 %) 218 pts (5.00 %) 1114 pts (25.00 %)

Characters **Core** **Special** **The Suffering** **Swift Death**

(40 Max) (25 Least) (0 NoLimit) (20 Max) (30 Max)

Characters

CONDE VAMPIRO

Vampire Count - Standard - Cavalry - 25x50

790 POINTS

Global	Adv	Mar	Dis				Model Rules
	6"	12"	9				Fear, Fearless, Undead, Autonomous, Awaken
Defensive	HP	Def	Res	Arm			
	3	7	5	0			
Offensive	Att	Off	Str	Ap	Agi		
Vampire Count	5	7	5	2	7	Vampiric, Hand Weapon	

MOUNT SKELETAL STEED

Global	Adv	Mar	Dis				Model Rules
	8"	16"	C				Ghost Step
Defensive	HP	Def	Res	Arm			
	C	C	C	C+2			
Offensive	Att	Off	Str	Ap	Agi		
Skeletal Steed	1	2	3	0	2	Harnessed, Magical Attacks	

Options | General • Skeletal Steed • The Dead Arise • Brotherhood of the Dragon Bloodline • Crimson Rage • Lance • Eternity Gem • Death Cheater

NIGROMANTE

Necromancer - Standard - Infantry - 20x20

425 POINTS

Global	Adv	Mar	Dis				Model Rules
	4"	8"	7				Fearless, Undead, Wizard Apprentice, Gates of the Netherworld
Defensive	HP	Def	Res	Arm			
	3	3	3	0			
Offensive	Att	Off	Str	Ap	Agi		
Necromancer	1	3	3	0	3	Hand Weapon	

Options | Wizard Master • Evocation • Magical Heirloom

VAMPIRE COURTIER #1

Vampire Courtier - Standard - Infantry - 20x20

275 POINTS

Global	Adv	Mar	Dis				Model Rules
	6"	12"	8				Fear, Fearless, Undead, Autonomous, Awaken
Defensive	HP	Def	Res	Arm			
	3	6	4	0			
Offensive	Att	Off	Str	Ap	Agi		
Vampire Courtier	4	6	5	2	6	Vampiric, Hand Weapon	

Options | Brotherhood of the Dragon Bloodline • Eternal Duellist • Great Weapon

Core



GHOULS #1
Ghouls **x20** - Standard - Infantry - 20x20

275 POINTS



Global	Adv	Mar	Dis	Model Rules	
	4"	8"	6	Fearless, Scoring, Undead, Ashes to Ashes, First Raised	
Defensive	HP	Def	Res	Arm	
	1	3	4	0	
Offensive	Att	Off	Str	Ap	Agi
Ghoul	2	3	3	0	4

Options	Champion
----------------	----------



ZOMBIES #1
Zombies **x35** - Standard - Infantry - 20x20

200 POINTS



Global	Adv	Mar	Dis	Rea	Model Rules
	4"	8"	2	2D6+4	Fearless, Scoring, Undead, Ashes to Ashes
Defensive	HP	Def	Res	Arm	
	1	1	3	0	
Offensive	Att	Off	Str	Ap	Agi
Zombie	1	1	3	0	1

Options	Musician • Standard Bearer
----------------	----------------------------



SKELETONS #1
Skeletons **x29** - Standard - Infantry - 20x20

248 POINTS



Global	Adv	Mar	Dis	Rea	Model Rules
	4"	8"	4	D6+4	Fearless, Scoring, Undead, Ashes to Ashes
Defensive	HP	Def	Res	Arm	
	1	2	3	0	
				Light Armour, Shield	
Offensive	Att	Off	Str	Ap	Agi
Skeleton	1	2	3	0	2

Options	Champion • Musician • Standard Bearer • Legion Standard
----------------	---



SKELETONS #2
Skeletons **x30** - Standard - Infantry - 20x20

285 POINTS



Global	Adv	Mar	Dis	Rea	Model Rules
	4"	8"	4	D6+4	Fearless, Scoring, Undead, Ashes to Ashes
Defensive	HP	Def	Res	Arm	
	1	2	3	0	
				Light Armour, Shield	
Offensive	Att	Off	Str	Ap	Agi
Skeleton	1	2	3	0	2

Options	Spear • Champion • Musician • Standard Bearer • Legion Standard
----------------	---



DIRE WOLVES #1
Dire Wolves **x10** - Standard - Beast - 25x50



165 POINTS



Global	Adv	Mar	Dis	Rea	Model Rules
	9"	18"	3	D3+4	Fearless, Undead, Vanguard, Ashes to Ashes
Defensive	HP	Def	Res	Arm	

<i>Defensive</i>	<i>HP</i>	<i>Def</i>	<i>Res</i>	<i>Arm</i>		
	1	3	3	0		
<i>Offensive</i>	<i>Att</i>	<i>Off</i>	<i>Str</i>	<i>Ap</i>	<i>Agi</i>	
Dire Wolf	1	3	3	0	3	Devastating Charge

Options	Champion
Special	

	BARROW GUARD #1 Barrow Guard x19 - <i>Standard - Infantry - 20x20</i>	315 POINTS	
--	--	-------------------	---

<i>Global</i>	<i>Adv</i>	<i>Mar</i>	<i>Dis</i>	<i>Rea</i>	<i>Model Rules</i>	
	4"	8"	7	D3+4	Bodyguard, Fearless, Scoring, Undead, Ashes to Ashes	
<i>Defensive</i>	<i>HP</i>	<i>Def</i>	<i>Res</i>	<i>Arm</i>		
	1	3	4	0	Heavy Armour	
<i>Offensive</i>	<i>Att</i>	<i>Off</i>	<i>Str</i>	<i>Ap</i>	<i>Agi</i>	
Barrow Guard	1	3	4	1	3	Lethal Strike, Magical Attacks, Multiple Wounds

Options	Shield • Champion • Musician • Standard Bearer • Banner of the Relentless Company
----------------	---

	BARROW KNIGHTS #1 Barrow Knights x5 - <i>Standard - Cavalry - 25x50</i>	190 POINTS	
--	--	-------------------	--



<i>Global</i>	<i>Adv</i>	<i>Mar</i>	<i>Dis</i>	<i>Rea</i>	<i>Model Rules</i>	
	8"	16"	7	D3+2	Fearless, Ghost Step, Scoring, Undead, Ashes to Ashes	
<i>Defensive</i>	<i>HP</i>	<i>Def</i>	<i>Res</i>	<i>Arm</i>		
	1	3	4	2	Heavy Armour, Shield	
<i>Offensive</i>	<i>Att</i>	<i>Off</i>	<i>Str</i>	<i>Ap</i>	<i>Agi</i>	
Barrow Knight	1	3	4	1	3	Lethal Strike, Magical Attacks, Multiple Wounds, Lance
Skeletal Steed	1	2	3	0	2	Harnessed, Magical Attacks

Options	Champion • Musician • Standard Bearer
Swift Death	

	VAMPIRE KNIGHTS #1 Vampire Knights x4 - <i>Standard - Cavalry - 25x50</i>	457 POINTS	
--	--	-------------------	---

<i>Global</i>	<i>Adv</i>	<i>Mar</i>	<i>Dis</i>	<i>Rea</i>	<i>Model Rules</i>	
	7"	14"	7	1	Fear, Fearless, Scoring, Undead, Autonomous	
<i>Defensive</i>	<i>HP</i>	<i>Def</i>	<i>Res</i>	<i>Arm</i>		
	2	5	4	2	Heavy Armour, Shield	
<i>Offensive</i>	<i>Att</i>	<i>Off</i>	<i>Str</i>	<i>Ap</i>	<i>Agi</i>	
Knight	2	5	5	2	5	Vampiric, Lance
Undead Mount	1	3	4	1	2	Harnessed

Options	Champion • Musician • Standard Bearer • Must take Devastating Charge (+1 Att) and Plate Armour
----------------	--

	VAMPIRE SPAWN #1 Vampire Spawn x4 - <i>Large - Infantry - 40x40</i>	332 POINTS	
--	--	-------------------	---

<i>Global</i>	<i>Adv</i>	<i>Mar</i>	<i>Dis</i>	<i>Rea</i>	<i>Model Rules</i>	
	6"	12"	8	D3	Fear, Fearless, Fly, Frenzy, Light Troops, Swiftstride, Undead, Autonomous	
	9"	18"				
<i>Defensive</i>	<i>HP</i>	<i>Def</i>	<i>Res</i>	<i>Arm</i>		
	3	3	4	0		
<i>Offensive</i>	<i>Att</i>	<i>Off</i>	<i>Str</i>	<i>Ap</i>	<i>Agi</i>	
Vampire Spawn	3	4	5	2	4	Battle Focus, Vampiric

Options	Champion
---------	----------



VARKOLAK #1


Varkolak - Large - Beast - 50x50

325 POINTS



<i>Global</i>	<i>Adv</i>	<i>Mar</i>	<i>Dis</i>	<i>Rea</i>	<i>Model Rules</i>	
	8"	16"	7	1	Fear, Fearless, Undead, Vanguard, Autonomous	
<i>Defensive</i>	<i>HP</i>	<i>Def</i>	<i>Res</i>	<i>Arm</i>		
	4	5	5	0	Fortitude	
<i>Offensive</i>	<i>Att</i>	<i>Off</i>	<i>Str</i>	<i>Ap</i>	<i>Agi</i>	
Varkolak	5	5	6	3	4	Hatred, Vampiric


The Suffering



PHANTOM HOSTS #1

Phantom Hosts x3 - Standard - Infantry - 40x40

218 POINTS



<i>Global</i>	<i>Adv</i>	<i>Mar</i>	<i>Dis</i>	<i>Rea</i>	<i>Model Rules</i>	
	6"	12"	4	1	Fear, Fearless, Undead, Ashes to Ashes, Ghostly Form	
<i>Defensive</i>	<i>HP</i>	<i>Def</i>	<i>Res</i>	<i>Arm</i>		
	4	3	3	0	Aegis	
<i>Offensive</i>	<i>Att</i>	<i>Off</i>	<i>Str</i>	<i>Ap</i>	<i>Agi</i>	
Phantom Host	4	3	3	1	1	

Magics

Racial Trait Spell

This spell has a second Boosted version, which is shown using {{this colour-coding}}.

	Casting	Range	Type	Duration
	H rep Arise!			
<i>Mf</i>	(18") {6" Aura} {{12" Aura}}	(4+) {8+} {{11+}}	Translation missing: en.magic_spell.type_target.Augment	Instant

When resolving the spell, choose one of the following effects for each target:

- The R&F part of the target Raises a number of Health Points equal to its Reanimated value.
- Up to one Character within the target Recovers a number of Health Points equal to its Reanimated value.

Models with Towering Presence cannot Recover more than 2 Health Points from this spell in a single Magic Phase.



		Casting	Range	Type	Duration	Effect
1	Spectral Blades	5+ [9+]	18"	Augment	One Turn	The target must reroll failed to-wound rolls with its Melee Attacks and gains [Lethal Strike][color] .

		Casting	Range	Type	Duration	Effect
3	Hasten the Hour	7+ [10+]	24" [18"]	Hex Damage Direct	Instant	Choose 1 (up to 3 different) models in the target unit (which may be Characters or Champions). Each of them suffers 1 hit that wounds automatically with Armour Penetration 10 and Magical Attacks.
2	Whispers of the Veil	8+	24"	Hex	One Turn	The target suffers -1 Resilience. In addition, a unit with at least one model affected by one or more instances of the spell suffers -1 Discipline.
A	Evocation of Souls				Instant	If your Veil Token pool contains less than 3 Veil Tokens, you gain one Veil Token. No more than 1 Veil Token can be gained from this spell each Phase.
5	Touch of the Reaper	<7+> [9+]	<24"> [18"]	Hex Missile Damage Focused Direct	Instant	The target suffers 1D3 hits with Strength 10, Armour Penetration 10, and Magical Attacks . When rolling to wound with this attack, use the target's Discipline instead of the target's Resilience.
6	Danse Macabre	6+ [9+]	18" [9"Aura]	Augment	Instant	The target may perform a 12" [6"] Magical Move and gains Ghost Step during this move.
4	Ancestral Aid	6+ [7+]	12" [18"]	Augment	One Turn	The target must reroll failed to-hit rolls with its Close Combat Attacks.

Magic items

Death Cheater: The wearer gains +1 Armour and Fortitude (4+).

Eternity Gem: Attacks against the bearer's model with Lethal Strike and/or Multiple Wounds lose these Attack Attributes. One use only: **Must** be activated when the bearer's model suffers its first wound in the game after Armour Saves. The bearer's model gains **Aegis (2+)** against this wound.

Magical Heirloom: The bearer gains the Hereditary Spell during Spell Selection, always knows it in addition to its other spells, cannot select it during Spell Selection, and cannot replace or otherwise lose it.

Magic banners

Legion Standard: A unit with one Legion Standard increases the maximum of its Rank Bonus by +1 (normally this means the unit can add up to 4 Full Ranks to its Combat Score). A unit with two or more Legion Standards increases the maximum of its Rank Bonus by +2 instead.

Banner of the Relentless Company: One use only. May be activated during the owner's Movement Phase. All Infantry models in the bearer's unit always have March Rate 15", until the end of the Player Turn. Only a single Banner of the Relentless Company may be activated during the same phase.

Model Rules

Aegis:

Ashes to Ashes: At the end of any phase in which the Master is removed as a casualty, every unit in the army with one or more models with Ashes to Ashes **must** pass a Discipline Test or lose a number of Health Points equal to the amount by which the test was failed, with no saves of any kind allowed. These Health Point losses are allotted following the rules for Unstable, except that they can never be allotted to models that do not have Ashes to Ashes. The number of Health Points lost is reduced by 1 if the unit is within range of Rally Around the Flag. At the end of the Player Turn in which the Master was removed as a casualty, a new Master may be selected. In order to do so, nominate a friendly Wizard Character that either has Vampiric or has chosen Evocation. This Character becomes the new Master. At the start of each friendly Player Turn after the army's Master has been removed as a casualty and no new Master has been selected, every unit with Ashes to Ashes **must** once again pass a Discipline Test or lose Health Points as described above.

Autonomous: Undead units consisting entirely of models with Autonomous may perform March Moves as normal, even when outside the range of Commanding Presence of any friendly models. The unit **must** still pass a Discipline Test in order to do so if within " of non-Fleeing enemy units.

Awaken: The model can Raise Health Points above a unit's starting size for the units stated within brackets. However, units cannot be increased beyond twice their starting size or beyond the maximum unit size written in their unit entry. A unit's starting size is the size of the unit as written on the Army List or the size of the unit when it is Summoned.

Battle Focus: If the attack hits with a natural to-hit roll of '6', the attack causes two hits instead of one.

Bodyguard: When a Character is joined to a unit in which at least one model has Bodyguard, that Character gains Stubborn. When Characters or Character types are stated in brackets, Bodyguard only works for the specified Characters or Character types.

Devastating Charge: Attacks & Weapons, Melee

A charging model part with Devastating Charge, or using a weapon with Devastating Charge, gains the Model Rules and Characteristic modifiers stated in brackets. For example, a charging model part with Devastating Charge (+1 Strength, Poison Attacks) gains +1 Strength and Poison Attacks when it is charging. This rule is cumulative: a model part with several instances of Devastating Charge applies all Attack Attributes and Characteristics modifiers from all of them when charging.

Fear: Units in base contact with one or more enemy models with Fear suffer -1 Discipline. At the start of each Round of Combat, such units must take a Discipline Test, called a Fear Test. If this test is failed, the models in the unit are Shaken until the end of the Round of Combat. Models that have Fear themselves are immune to the effects of Fear.

Fearless: If more than half of a unit's models are Fearless, the unit automatically passes Panic Tests and Decimated Tests and cannot declare a Flee Charge Reaction (unless already Fleeing). Models that are Fearless are also immune to the effects of Fear.

First Raised: Ghoul Champions gain **Swift Reform**.

Fly: The model gains Light Troops and Swiftstride. Units composed entirely of models with Fly may make Flying Movements when performing a Move Chargers move, an Advance Move, or a March Move. When a unit makes a Flying Movement, substitute its models' Advance Rate with the first value given in brackets (X), and their March Rate with the second value given in brackets (Y). All modifiers to ground movement values are also applied to the flying values of a model. Units using Flying Movement ignore all Terrain Features and units during the Flying Movement (from their starting to their ending position), but must abide by the Unit Spacing rule at the end of the move (unless charging, when the normal exceptions to the Unit Spacing rule apply). They are still affected by the effects of the Terrain Features from which they take off and in which they land.

Fortitude: Fortitude is a Special Save. Fortitude Saves cannot be taken against attacks with Lethal Strike that rolled a natural 6+ to wound, or against attacks with Flaming Attacks

Frenzy: At the start of the Charge Phase, each of your non-Fleeing units with at least one model with Frenzy that is unengaged, does not contain any Shaken models, and has an enemy unit inside its Front Arc within the unit's Advance Rate +7" must take a Discipline Test, called a Frenzy Test. If the test is failed, the whole unit must declare a Charge this Player Turn if possible.

Frenzy Tests and Restrain Pursuit Tests taken by units with at least one model with Frenzy are subject to Maximised Roll.

If there are different Advance Rates available in the unit, the Advance Rate used for the Frenzy Test and for the Charge Range is determined as follows:

- If a model has more than one Advance Rate (e.g. due to Fly), the model must use the Advance Rate that has the highest chance of completing the Charge.
- If a unit contains models with different Advance Rates, the unit must use the highest Advance Rate that all models in the unit can use (which will usually be the lowest Advance Rate in the unit).

For example, a model with Advance Rate 2" and Fly (8", 16") must use the Advance Rate from Fly. And if a Character in a Combined Unit has Advance Rate 4" while the R&F models have 6", the Combined Unit must use Advance Rate 4". Note that when a unit is forced to declare a Charge due to a failed Frenzy Test, it is not forced to Charge the enemy unit that triggered the Frenzy Test.

Gates of the Netherworld: Whenever a model with Gates of the Netherworld successfully casts Arise!, after resolving the spell's effect, choose a friendly unit with a Reanimated value and within 12" of the Caster. This unit, or a single Character inside the unit, Raises 1 Health Point. No unit can be chosen more than twice per Magic Phase by Gates of the Netherworld.

Ghost Step: The model treats all Terrain Features as Open Terrain for movement purposes, but must abide by the Unit Spacing rule upon the completion of its moves.

Ghostly Form: The model gains **Ghost Step** and **Magical Attacks**. R&F models with Ghostly Form can only be joined by Characters with Ghostly Form.

Hand Weapon: All models come equipped with a Hand Weapon as their default equipment. If a model has any Close Combat Weapon other than a Hand Weapon, it cannot choose to use the Hand Weapon (unless specifically stated). Hand Weapons wielded by models on foot can be used alongside a Shield, then giving Parry

Harnessed: Model parts with Harnessed cannot make Supporting Attacks and cannot use Weapons. Shooting Weapons carried by model parts with Harnessed can be used by other model parts of the same model (as long as they do not have Harnessed or Inanimate). A model with at least one model part with Harnessed is considered to be mounted.

Hatred: During the first Round of Combat, failed to-hit rolls from attacks with Hatred must be rerolled.

Heavy Armour: +2 Armor

Lance: Attacks made with a Lance and allocated toward models in the wielders' Front Facing gain Devastating Charge (+2 Strength, +2 Armour Penetration). Infantry cannot use Lances.

Lethal Strike: If the attack wounds with a natural to-wound roll of 6+, its Armour Penetration is set to 10 and the target of the attack cannot take a Regeneration save against it.

Light Armour: Armor +1

Light Troops: Units composed entirely of models with Light Troops are allowed to make any number of Reforms when performing Advance Moves or March Moves. They are allowed to shoot even if they Marched or Reformed. No model can end its movement with its centre further away than its March Rate from its starting position, around any obstructions (including the Unit Spacing rule). This means that when checking the distance travelled by a model, check the path the model would have taken if it was alone, with the exception that the unit as a whole cannot break the Unit Spacing rule while performing the move. If a model performed any action during the movement (such as a Sweeping Attack), the distance moved is counted from its starting position to the point on the Battlefield where it performed that action and then to its final position.

If more than half the models in a unit have Light Troops, the unit always counts as having 0 Full Ranks. Characters with Light Troops that are joined to units with one or more models without Light Troops, lose this rule for as long as they remain with the unit. An Infantry Character joined to an Infantry unit with both Light Troops and the same Size as the Character gains Light Troops for as long as it remains with the unit.

Magical Attacks: The attack doesn't have any special effects. However, it interacts with other rules, such as Otherworldly. Model parts with Magical Attacks apply it also to their Special Attacks (such as Stomp Attacks, Impact Hits and Breath Attack).

Multiple Wounds: Attacks & Weapons, Melee

Unsaved wounds caused by the attacks are multiplied into the value given in brackets (X). If the value is a dice (e.g. Multiple Wounds (D3)), roll one dice for each unsaved wound with Multiple Wounds. The amount of wounds that the attack is multiplied into can never be higher than the Health Points Characteristic of the target (excluding Health Points lost previously in the battle). For example, if a Multiple Wounds (D6) attack wounds a unit of Trolls (HP 3) and rolls a '5' for the multiplier, the number of unsaved wounds is reduced to 3, even if the Troll unit has already lost one or two Health Points previously in battle.

If Clipped Wings is stated after the X value in brackets, any unsaved wound caused by the attack against a model with Fly is multiplied into X+1 instead of X.

Poison Attacks: If the attack successfully hits with a natural to-hit roll of '6', it automatically wounds with no to-wound roll needed. Shooting Attacks using the Hopeless Shot can only automatically wound if the first to-hit roll is a natural '6'. Note that the second to-hit roll must still be successful in order to hit the target. If the attack can be turned into more than one hit (e.g. a hit with Area Attack, Battle Focus, or Penetrating), only a single hit, chosen by the attacker, automatically wounds. All other hits must roll to wound as normal.

Scoring: Units with at least one model with Scoring are considered to be Scoring Units, which are used for winning Secondary Objectives (see section XVI.2 "Scoring Secondary Objectives", page 67). Every army needs a few Scoring units to be able to complete Secondary Objectives, which is why units with Scoring are marked in the Army Books with a special pennant icon:

Scoring can be lost during the game:

- A unit that is Fleeing loses Scoring for as long as it is Fleeing.
- An Ambushing unit that enters the Battlefield on Game Turn 4 or later loses Scoring.
- A unit that has performed a Post-Combat Reform loses Scoring until the start of the following Player Turn.

Shield: +1 Armour Hand Weapons wielded by models on foot can be used alongside a Shield, then giving Parry.

Swiftstride: When a unit composed entirely of models with Swiftstride rolls Charge Range, Flee Distance, Pursuit Distance or Overrun Distance, it rolls an additional D6 (normally this will lead to rolling 3D6) and discards the lowest D6 rolled.

Undead: The model gains Unstable. Models with Undead cannot perform March Moves, unless their unit starts the March Move within the range of a friendly model's Commanding Presence. The only Charge Reaction a unit with one or more models with Undead can make is Hold.

When units consisting entirely of models with Undead lose Health Points due to Unstable, the number of lost Health Points can be reduced in some situations.

Apply the modifiers in the following order:

1. If the unit is Stubborn, halve the number of lost Health Points (round fractions up).
2. If the unit is Steadfast, reduce all lost Health Points above 12 to 12.
3. If the unit receives Rally Around the Flag, reduce the number of lost Health Points with the unit's current Rank Bonus. Units with no Rank Bonus reduce the number of Health Points lost by 1 instead.
4. Apply all other modifiers (from Special Equipment, Model Rules, spells, etc.) afterwards.

Unholy Appetite: After a Round of Combat in which at least one attack with Unholy Appetite caused an unsaved wound, all attacks with Unholy Appetite from models in the same unit **must** reroll failed to-hit rolls until the end of the next Player Turn.

Vampiric: At the end of each Melee Phase, check and resolve the following effects for all models with Vampiric: • **Character** - If at least one attack with Vampiric made by the Character caused an unsaved wound against enemy units, the Character can make a single Vampiric roll. If successful, the Character Recovers a single Health Point. • **R&F model** - If at least one attack with Vampiric made by a R&F model in the unit caused an unsaved wound against enemy units, the unit can make a single Vampiric roll. If successful, the unit Raises a single Health Point. A Vampiric roll is successful if the D6 scores X+, where X is the number stated within brackets. Use only the best value if a unit or Character has multiple parts with this Attack Attribute that each caused unsaved wounds. A roll of '1' on a Vampiric roll is always a failure and a '6' is always a success. Models with Towering Presence suffer a -2 modifier to their Vampiric rolls.

Vanguard: After Deployment (including units with Scout), models with Vanguard may perform a 12" move. The move is performed as an Advance Move in the Movement Phase, including any actions and restrictions the unit would normally have (such as Wheeling, Reforming, joining units, leaving units and so on). The 12" distance is used instead of the unit's Advance Rate and March Rate. This move cannot be used to move within 12" of enemy units. This is decreased to 6" for enemy units which have either Scouted or Vanguarded. Units that have moved in this way may not Declare Charges in the first Player Turn (if their side has the first turn). If both players have units with Vanguard, alternate moving units one at a time, starting with the player that finished deploying last. Instead of moving a unit, a player may declare to not move any more Vanguarding units.

Wizard Apprentice: - Knows 1 spell.

- Can select between the Learned Spell 1 of its chosen Path and the Hereditary Spell of its army.

The Wizard selects its spells as described in Spell Selection

Qr codes of your army

You can print this page to have all your army's units qrcode and cut them to stick them on your units, with them you can directly access to the unit's profil with your phone.

Conde vampiro	Nigromante #1	Ghouls #1	Zombies #1	Skeletons #1	Skeletons #2	Vampire Courtier #1	Dire Wolves #1	Barrow Guard #1	Vampire Knights #1	Phantom Hosts #1	Barrow Knights #1	Vampire Spawn #1	Varkolak #1
