



# BEAST HERDS

## KEMPER - 4 100 POINTS



1270 pts (31.00%) **790 pts (19.00%)** 1250 pts (30.00%) 850 pts (21.00%) 790 pts (19.00%)  
**Characters** **Core** **Special** **Ambush Predators** **Terrors of the Wild**  
 (40 Max) (20 Least) (0 NoLimit) (60 Max) (40 Max)

### Characters

#### BEAST LORD #1

Beast Lord - Standard - Infantry - 25x25

## 295 POINTS

Global	Adv	Mar	Dis			Model Rules
	5"	10"	9			Pack Tactics, Strider
Defensive	HP	Def	Res	Arm		
	3	6	5	0	Light Armour	
Offensive	Att	Off	Str	Ap	Agi	
Beast Lord	4	6	5	2	5	Primal Instinct, Hand Weapon

**Options** | Hunting Call • Great Weapon • General • Eye of Dominance • Crown of Horns

#### BEAST CHIEFTAIN #1

Beast Chieftain - Standard - Infantry - 25x25

## 385 POINTS

Global	Adv	Mar	Dis			Model Rules
	5"	10"	8			Pack Tactics, Strider
Defensive	HP	Def	Res	Arm		
	3	5	5	0	Light Armour	
Offensive	Att	Off	Str	Ap	Agi	
Beast Chieftain	3	5	4	1	4	Primal Instinct, Hand Weapon

**Options** | Battle Standard Bearer • Greater Totem Bearer • Shield • Heavy Armour • Beast Axe • Death Cheater

#### SOOTHSAYER #1

Soothsayer - Standard - Infantry - 25x25

## 590 POINTS

Global	Adv	Mar	Dis			Model Rules
	5"	10"	8			Pack Tactics, Blood Offering, Wizard Apprentice, Strider
Defensive	HP	Def	Res	Arm		
	3	4	5	0		
Offensive	Att	Off	Str	Ap	Agi	
Soothsayer	1	4	3	0	3	Primal Instinct, Hand Weapon

**Options** | Shamanism • Wizard Master • Light Armour • Talisman of the Void • Ancestral Carvings • Aaghor's Affliction

### Core

#### WILDHORN HERD #1


Wildhorn Herd x35 - Standard - Infantry - 25x25

## 430 POINTS

Global	Adv	Mar	Dis			Model Rules
--------	-----	-----	-----	--	--	-------------

<i>Global</i>	<i>Adv</i>	<i>Mar</i>	<i>Dis</i>	<i>Model Rules</i>	
	5"	10"	7	Pack Tactics, Strider, Scoring	
<i>Defensive</i>	<i>HP</i>	<i>Def</i>	<i>Res</i>	<i>Arm</i>	
	1	4	4	0	
<i>Offensive</i>	<i>Att</i>	<i>Off</i>	<i>Str</i>	<i>Ap</i>	<i>Agi</i>
<b>Wildhorn</b>	1	4	3	0	3
Primal Instinct					

**Options** | Paired Weapons • Champion • Musician • Standard Bearer • Totem Bearer • Blooded Horn Totem • Banner of the Wild Herd




### MONGREL RAIDERS #1

Mongrel Raiders x15 - Standard - Infantry - 20x20

## 125 POINTS




<i>Global</i>	<i>Adv</i>	<i>Mar</i>	<i>Dis</i>	<i>Model Rules</i>	
	5"	10"	6	Pack Tactics, Strider, Light Troops, Skirmisher	
<i>Defensive</i>	<i>HP</i>	<i>Def</i>	<i>Res</i>	<i>Arm</i>	
	1	3	3	0	Hard Target (1, 1)
<i>Offensive</i>	<i>Att</i>	<i>Off</i>	<i>Str</i>	<i>Ap</i>	<i>Agi</i>
<b>Mongrel Raider</b>	1	3	3	0	3
Primal Instinct, Bow (4+, 4+)					



### AMBUSH WILDHORN HERD #1

Wildhorn Herd x15 - Standard - Infantry - 25x25

## 235 POINTS



<i>Global</i>	<i>Adv</i>	<i>Mar</i>	<i>Dis</i>	<i>Model Rules</i>	
	5"	10"	7	Pack Tactics, Strider, Scoring	
<i>Defensive</i>	<i>HP</i>	<i>Def</i>	<i>Res</i>	<i>Arm</i>	
	1	4	4	0	
<i>Offensive</i>	<i>Att</i>	<i>Off</i>	<i>Str</i>	<i>Ap</i>	<i>Agi</i>
<b>Wildhorn</b>	1	4	3	0	3
Primal Instinct					

**Options** | Musician • Standard Bearer • Paired Weapons and Throwing Weapons (5+) • Ambush


Special



### RAIDING CHARIOT #1

Raiding Chariots - Large - Construct - 50x100

## 115 POINTS



<i>Global</i>	<i>Adv</i>	<i>Mar</i>	<i>Dis</i>	<i>Model Rules</i>	
	7"	7"	8	Strider, Light Troops, Swiftstride	
<i>Defensive</i>	<i>HP</i>	<i>Def</i>	<i>Res</i>	<i>Arm</i>	
	4	4	4	2	Light Armour
<i>Offensive</i>	<i>Att</i>	<i>Off</i>	<i>Str</i>	<i>Ap</i>	<i>Agi</i>
<b>Wildhorn Crew</b>	1	4	3	0	3
Primal Instinct, Light Lance					
<b>Longhorn Crew</b>	1	4	4	1	3
Primal Instinct, Great Weapon					
<b>War Hog (2)</b>	1	3	4	1	2
Harnessed					
<b>Chassis</b>			5	2	
Inanimate, Impact Hits (D6, D6)					



### RAIDING CHARIOT #2

Raiding Chariots - Large - Construct - 50x100

## 115 POINTS



Global	Adv	Mar	Dis	Model Rules		
	7"	7"	8	Strider, Light Troops, Swiftstride		
Defensive	HP	Def	Res	Arm		
	4	4	4	2	Light Armour	
Offensive	Att	Off	Str	Ap	Agi	
Wildhorn Crew	1	4	3	0	3	Primal Instinct, Light Lance
Longhorn Crew	1	4	4	1	3	Primal Instinct, Great Weapon
War Hog (2)	1	3	4	1	2	Harnessed
Chassis			5	2		Inanimate, Impact Hits (D6, D6)



### RAIDING CHARIOT #3

Raiding Chariots - Large - Construct - 50x100

**115 POINTS**



Global	Adv	Mar	Dis	Model Rules		
	7"	7"	8	Strider, Light Troops, Swiftstride		
Defensive	HP	Def	Res	Arm		
	4	4	4	2	Light Armour	
Offensive	Att	Off	Str	Ap	Agi	
Wildhorn Crew	1	4	3	0	3	Primal Instinct, Light Lance
Longhorn Crew	1	4	4	1	3	Primal Instinct, Great Weapon
War Hog (2)	1	3	4	1	2	Harnessed
Chassis			5	2		Inanimate, Impact Hits (D6, D6)



### RAZORTUSK CHARIOT #1

Razortusk Chariot - Large - Construct - 50x100

**240 POINTS**



Global	Adv	Mar	Dis	Model Rules		
	7"	7"	8	Strider, Light Troops, Swiftstride, Hunting Horn		
Defensive	HP	Def	Res	Arm		
	5	4	5	1	Heavy Armour	
Offensive	Att	Off	Str	Ap	Agi	
Wildhorn Crew	1	4	3	0	3	Primal Instinct, Light Lance
Longhorn Crew	1	4	4	1	3	Primal Instinct, Great Weapon
Razortusk	4	3	5	2	2	Harnessed, Devastating Charge
Chassis			5	2		Inanimate, Impact Hits (D6+1, D6+1)



### AMBUSH CENTAURS #1

Centaur x5 - Standard - Cavalry - 25x50

**245 POINTS**



Global	Adv	Mar	Dis	Model Rules		
	8"	16"	7	Drunkard, Strider, Scoring		
Defensive	HP	Def	Res	Arm		
	1	4	4	0	Light Armour, Shield	
Offensive	Att	Off	Str	Ap	Agi	
Centaur	2	4	4	1	3	Primal Instinct

<b>Options</b>	Throwing Weapons (5+) • Paired Weapons • Champion • Musician • Ambush
----------------	---



### AMBUSH LONGHORN HERD #1

Longhorn Herd x20 - Standard - Infantry - 25x25

## 420 POINTS



<i>Global</i>	<i>Adv</i>	<i>Mar</i>	<i>Dis</i>	<i>Model Rules</i>		
	5"	10"	8	Pack Tactics, Strider, Scoring, Bodyguard		
<i>Defensive</i>	<i>HP</i>	<i>Def</i>	<i>Res</i>	<i>Arm</i>		
	1	4	4	0	Heavy Armour	
<i>Offensive</i>	<i>Att</i>	<i>Off</i>	<i>Str</i>	<i>Ap</i>	<i>Agi</i>	
<b>Longhorn</b>	1	4	4	1	3	Primal Instinct

<b>Options</b>	Great Weapon • Champion • Musician • Standard Bearer • Ambush • Banner of Discipline
----------------	--

## Terrors of the Wild



### GORTACH #1

Gortach - Gigantic - Infantry - 50x100

## 490 POINTS



<i>Global</i>	<i>Adv</i>	<i>Mar</i>	<i>Dis</i>	<i>Model Rules</i>		
	7"	14"	9	Strider, Fearless, Frenzy, Stubborn		
<i>Defensive</i>	<i>HP</i>	<i>Def</i>	<i>Res</i>	<i>Arm</i>		
	6	3	6	0		
<i>Offensive</i>	<i>Att</i>	<i>Off</i>	<i>Str</i>	<i>Ap</i>	<i>Agi</i>	
<b>Gortach</b>	6	4	6	3	3	Primal Instinct, Lethal Strike, Battle Focus, Impact Hits (D3, D3), Strength from Flesh



### JABBERWOCK #1

Jabberwock - Gigantic - Beast - 50x100

## 300 POINTS



<i>Global</i>	<i>Adv</i>	<i>Mar</i>	<i>Dis</i>	<i>Model Rules</i>		
	8"	16"	8	Strider, Light Troops, Fearless, Aura of Madness, Fly (8",16", 8",16")		
	8"	16"				
<i>Defensive</i>	<i>HP</i>	<i>Def</i>	<i>Res</i>	<i>Arm</i>		
	5	4	5	3		
<i>Offensive</i>	<i>Att</i>	<i>Off</i>	<i>Str</i>	<i>Ap</i>	<i>Agi</i>	
<b>Jabberwock</b>	4	4	5	2	3	Poison Attacks, Breath Attack

## Magics

Racial Trait Spell

	Casting	Range	Type	Duration
<h3>Echoes of the Dark Forest</h3>				
<i>Mf</i>	4+ [8+]	18" [36"]	Translation missing: en.magic_spell.type_target.Augment	One Turn
<i>The target gains Fear, Fearless, and Terror. Enemy units in base contact with the target suffer -1 Discipline.</i>				



		Casting	Range	Type	Duration	Effect
<b>3</b>	Savage Fury	5+ [8+]	12" [24"]	Universal	One Turn	The target gains Frenzy and Battle Focus.

		Casting	Range	Type	Duration	Effect
4	Chilling Howl	6+ [10+]	36"	Hex	One Turn	All units within 6" [12"] of the target when the spell is cast suffer a -1 to-wound modifier on their Shooting [Ranged] Attacks [including effects of spells cast while affected by spell effects].
5	Totemic Summon	10+ [12+]	96"	Ground	Instant	Summon a Totemic Beast (profile below). It must be placed within 1" [10"] of the Board Edge.  Totemic Beast (for Totemic Summon) single model Size Large Type Beast Base 40x40 mm Global Adv Mar Dis Model Rules 3D6" - 7 Fearless, Random Movement (3D6") Defensive HP Def Res Arm 3 3 5 - Offensive Att Off Str AP Agi 4 3 5 2 3 Breath Attack (Str 3, AP 0)
6	Break the Spirit	9+ [11+]	18" [36"]	Hex	One Turn	The target suffers a -1 to-hit modifier, and treats all Terrain (including Open Terrain) as Dangerous Terrain (2).
1	Awaken the Beast	5+ [7+]	18"	Augment	One Turn	The target gains +1 Strength and +1 Armour Penetration [+1 Resilience].
A	Scarification		Caster		One Turn	Melee Attacks against the target can never wound on better than 5+.
2	Swarm of Insects	5+ [8+]	24" [48"]	Hex Missile Damage	Permanent	Immediately after successfully casting this spell, the target suffers 5D6 hits with Strength 1, Armour Penetration 0, and Magical Attacks. If one or more unsaved wounds are caused, the target suffers -1 to hit with its Shooting Attacks. This spell is immediately ended when the target performs an Advance, March, Charge, Failed Charge, or Pursuit Move.

## Magic items

**Crown of Horns:** The bearer's unit and all units within range of its Commanding Presence (if applicable) automatically pass Discipline Tests taken due to Primal Instinct.

**Eye of Dominance:** Close Combat Attacks from Beast, Cavalry, and Construct models will **always** hit the bearer only on a roll of 6+. If the attacking model is a multipart model, only model parts with Harnessed are affected.

**Death Cheater:** The wearer gains +1 Armour and Fortitude (4+).

**Aaghor's Affliction:** The wearer gains +1 Resilience and **Fortitude (4+)**, but automatically fails all of its Armour Saves.

**Ancestral Carvings:** Attacks made with this weapon gain +2 Strength and +2 Armour Penetration, and become **Magical Attacks**. The wielder gains +2 Attack Value and **Distracting** while using this weapon.

**Talisman of the Void:** The bearer gains Channel (1).

## Magic banners

**Banner of the Wild Herd:** One use only. A single Banner of the Wild Herd per unit may be activated at the start of each Round of Combat. For the duration of this Round of Combat, all Mongrels and Wildhorns in the bearer's unit gain +1 Strength and +1 Armour Penetration.

**Banner of Discipline:** The bearer's unit may reroll failed Panic Tests. If the Battle Standard Bearer or the General is part of the bearer's unit, it automatically passes Panic Tests instead.

## Model Rules

**Aura of Madness:** Universal Rule.

Enemy units within 6" of one or more models with Aura of Madness suffer -1 Discipline.

**Battle Focus:** If the attack hits with a natural to-hit roll of '6', the attack causes two hits instead of one.

**Blood Offering:** Universal Rule.

A unit that includes at least one Character with Blood Offering may reroll failed Panic Tests at the cost of inflicting one wound with no saves of any kind allowed to a Character with Blood Offering in the unit.

**Bodyguard:** When a Character is joined to a unit in which at least one model has Bodyguard, that Character gains Stubborn. When Characters or Character types are stated in brackets, Bodyguard only works for the specified Characters or Character types.

**Bow:**

**Breath Attack:**

**Devastating Charge:** Attacks & Weapons, Melee

A charging model part with Devastating Charge, or using a weapon with Devastating Charge, gains the Model Rules and Characteristic modifiers stated in brackets. For example, a charging model part with Devastating Charge (+1 Strength, Poison Attacks) gains +1 Strength and Poison Attacks when it is charging. This rule is cumulative: a model part with several instances of Devastating Charge applies all Attack Attributes and Characteristics modifiers from all of them when charging.

**Drunkard:** The unit may gain one of two different sets of effects depending on whether it shows up Sober or Drunk on the Battlefield. At step 8 of the Pre-Game Sequence (after Spell Selection) the player must choose whether a Drunkard unit is Sober or Drunk. Drunk Characters cannot join units containing any Sober models and vice versa (models without Drunkard are

considered neither Drunk nor Sober).

#### Sober

The model gains Light Troops and Vanguard. A unit that has been Sober once loses Scoring for the rest of the game. If playing Capture the Flags, Scoring is not lost.

#### Drunk

The model gains Devastating Charge (+1 Str, +1 AP) and Fearless. Drunk units cannot Ambush.

**Fearless:** If more than half of a unit's models are Fearless, the unit automatically passes Panic Tests and Decimated Tests and cannot declare a Flee Charge Reaction (unless already Fleeing). Models that are Fearless are also immune to the effects of Fear.

**Fly:** The model gains Light Troops and Swiftstride. Units composed entirely of models with Fly may make Flying Movements when performing a Move Chargers move, an Advance Move, or a March Move. When a unit makes a Flying Movement, substitute its models' Advance Rate with the first value given in brackets (X), and their March Rate with the second value given in brackets (Y). All modifiers to ground movement values are also applied to the flying values of a model. Units using Flying Movement ignore all Terrain Features and units during the Flying Movement (from their starting to their ending position), but must abide by the Unit Spacing rule at the end of the move (unless charging, when the normal exceptions to the Unit Spacing rule apply). They are still affected by the effects of the Terrain Features from which they take off and in which they land.

**Frenzy:** A unit with at least half its models with Frenzy cannot choose Flee as Charge Reaction, and when taking Discipline Tests, apply the following:

- If it is a Panic Test, Decimated Test or Fear Test: the unit gains +2 Discipline.

- If it is a Break Test, roll the test as normal.

- If it is any other Discipline Test, the unit suffers -2 Discipline.

At the start of the Charge Phase, each of your units with at least one model with Frenzy that could Declare a Charge against an enemy unit within the unit's Advance Rate +7" (using the lowest Advance Rate among the unit's models; if a model has more than 1 Advance Rate available, use the highest one) must take a Discipline Test, called a Frenzy Test. If the test is failed, the whole unit must Declare a Charge this Player Turn. Note that Characters are never forced to charge out of their units.

**Great Weapon:** Attacks made with a Great Weapon gain +2 Strength, +2 Armour Penetration and always strike at Initiative Step 0 (regardless of the wielder's Agility). A model using this weapon cannot simultaneously use a Shield against Melee Attacks

**Hand Weapon:** All models come equipped with a Hand Weapon as their default equipment. If a model has any Close Combat Weapon other than a Hand Weapon, it cannot choose to use the Hand Weapon (unless specifically stated). Hand Weapons wielded by models on foot can be used alongside a Shield, then giving Parry

#### Hard Target:

**Harnessed:** Model parts with Harnessed cannot make Supporting Attacks and cannot use Weapons. Shooting Weapons carried by model parts with Harnessed can be used by other model parts of the same model (as long as they do not have Harnessed or Inanimate). A model with with at least one model part with Harnessed is considered to be mounted.

**Heavy Armour:** +2 Armor

#### Hunting Horn: Universal Rule.

All friendly units within 6" of one or more models with Hunting Horn gain +1" to their Charge Range rolls.

**Impact Hits:** At Initiative Step 10, a charging model part with Impact Hits must choose an enemy unit that is in base contact with the attacking model's Front Facing. This unit suffers a number of hits equal to the value stated in brackets (X). These hits are resolved with the attacking model part's Strength and Armour Penetration.

If a model has both Grind Attacks and Impact Hits, it may only use one of these rules in the same Round of Combat (its controlling player may choose which). In multipart models, only model parts that also have Harnessed or Inanimate can use their Impact Hits. When several models in the same unit have Impact Hits, and when X is a random number (e.g. Impact Hits (D6)), roll for the number of hits separately for each model part.

#### Inanimate: Inanimate - Melee

Model parts with Inanimate cannot make Close Combat Attacks and cannot use Shooting Weapons. Shooting Weapons carried by model parts with Inanimate can be used by other model parts of the same model (as long as they do not have Harnessed or Inanimate).

**Lethal Strike:** If the attack wounds with a natural to-wound roll of 6+, its Armour Penetration is set to 10 and the target of the attack cannot take a Regeneration save against it.

**Light Armour:** Armor +1

#### Light Lance:

**Light Troops:** Units composed entirely of models with Light Troops are allowed to make any number of Reforms when performing Advance Moves or March Moves. They are allowed to shoot even if they Marched or Reformed. No model can end its movement with its centre further away than its March Rate from its starting position, around any obstructions (including the Unit Spacing rule). This means that when checking the distance travelled by a model, check the path the model would have taken if it was alone, with the exception that the unit as a whole cannot break the Unit Spacing rule while performing the move. If a model performed any action during the movement (such as a Sweeping Attack), the distance moved is counted from its starting position to the point on the Battlefield where it performed that action and then to its final position.

If more than half the models in a unit have Light Troops, the unit always counts as having 0 Full Ranks. Characters with Light Troops that are joined to units with one or more models without Light Troops, lose this rule for as long as they remain with the unit. An Infantry Character joined to an Infantry unit with both Light Troops and the same Size as the Character gains Light Troops for as long as it remains with the unit.

**Pack Tactics:** Units fully composed of models with Pack Tactics gain Swiftstride for the Charge Range roll if they are Located in the Charged unit's Flank or Rear Facing when rolling their Charge Range in the Charge Phase.

**Poison Attacks:** If the attack successfully hits with a natural to-hit roll of '6', it automatically wounds with no to-wound roll needed. Shooting Attacks using the Hopeless Shot can only automatically wound if the first to-hit roll is a natural '6'. Note that the second to-hit roll must still be successful in order to hit the target. If the attack can be turned into more than one hit (e.g. a hit with Area Attack, Battle Focus, or Penetrating), only a single hit, chosen by the attacker, automatically wounds. All other hits must roll to wound as normal.

#### Primal Instinct: Attack Attribute – Close Combat

At the start of each Round of Combat, each unit with one or more model parts with this Attack Attribute must take a Discipline Test.

If the test is passed, all model parts with Primal Instinct in the unit must reroll failed to-hit rolls during this Round of Combat.

**Scoring:** Units with at least one model with Scoring are considered to be Scoring Units, which are used for winning Secondary Objectives (see section XVI.2 "Scoring Secondary Objectives", page 67). Every army needs a few Scoring units to be able to complete Secondary Objectives, which is why units with Scoring are marked in the Army Books with a special pennant icon: Scoring can be lost during the game:

- A unit that is Fleeing loses Scoring for as long as it is Fleeing.

- An Ambushing unit that enters the Battlefield on Game Turn 4 or later loses Scoring.

- A unit that has performed a Post-Combat Reform loses Scoring until the start of the following Player Turn.

**Shield:** +1 Armour Hand Weapons wielded by models on foot can be used alongside a Shield, then giving Parry.

**Skirmisher:** The model can draw Lines of Sight in any direction (i.e. it is not limited by the Front Arc) from any point on its base (remember that Charge Moves are limited by a single Wheel of no more than 90°, and that Stand and Shoot Charge Reactions can only be done against enemies in the Front Arc) and can always use Shooting Attacks from any rank (they are not limited to shooting from first and second rank).

Units with at least one R&F model with Skirmisher are formed into a skirmish formation. They are not placed in base to base contact with each other. Instead, models are placed with a 12.5 mm distance between them. This gap is considered part of the unit for Cover purposes, and will have the same Size as the models in the unit. Other than this gap between models, units with Skirmisher follow the normal rules for forming units and therefore have a Front, two Flanks, a Rear, can perform Supporting Attacks, and so on. Units in skirmish formation gain Hard Target and Light Troops, never block Line of Sight, and when units in skirmish formation would contribute to Hard Cover, they contribute to Soft Cover instead.

**Strength from Flesh:** Attack Attribute – Close Combat.

Whenever a Gortach inflicts an unsaved wound with Lethal Strike (rolling a natural '6' to wound with a Close Combat Attack with Lethal Strike), the attack gains Multiple Wounds (D3), and the Gortach Recovers 1 Health Point at the end of the Initiative Step (unless the Gortach was removed as a casualty in this Initiative Step).

No more than 1 Health Point may be Recovered by each Gortach per phase in this manner.

**Strider:** The model automatically passes Dangerous Terrain Tests taken due to Terrain.

If more than half of a unit's models have Strider, the unit never loses their Steadfast or Rank Bonus due to Terrain.

Sometimes Strider is linked to a specific type of Terrain, stated in brackets.

In this case, models with Strider are considered Striders only when interacting with such type of Terrain.

**Stubborn:** A unit with at least one model with Stubborn ignores any Combat Score penalties to its Discipline when taking Break Tests or Combat Reform Discipline Tests.

**Swiftstride:** When a unit composed entirely of models with Swiftstride rolls Charge Range, Flee Distance, Pursuit Distance or Overrun Distance, it rolls an additional D6 (normally this will lead to rolling 3D6) and discards the lowest D6 rolled.

**Wizard Apprentice:** - Knows 1 spell.

- Can select between the Learned Spell 1 of its chosen Path and the Hereditary Spell of its army.

The Wizard selects its spells as described in Spell Selection

### Qr codes of your army

You can print this page to have all your army's units qrcode and cut them to stick them on your units, with them you can directly access to the unit's profil with your phone.

Beast Lord #1	Beast Chieftain	Soothsayer #1	Wildhorn Herd #1	Mongrel Raiders	Raiding Chariot #1	Raiding Chariot #2	Raiding Chariot #3	Razortusk Chariot #1	Gortach #1	Jabberwock #1	Ambush Centaurs	Ambush Longhorn Herd #1	Ambush Wildhorn Herd #1