



# ORCS AND GOBLINS

## LIGA VERSION 2 - 2 953 POINTS



240 pts (5.00 %) **1093 pts (24.00 %)** 1170 pts (26.00 %) 0 pts (0.00 %) 450 pts (10.00 %)

**Characters** **Core** **Special** **Death from Above** **Big 'n Nasty**

(40 Max) (25 Least) (0 NoLimit) (15 Max) (30 Max)

### Characters



#### COMMON ORC CHIEF #1

Orc Chief - Large - Construct - 50x100

240 POINTS



Global	Adv	Mar	Dis	Model Rules		
	4"	8"	8			
Defensive	HP	Def	Res	Arm		
	3	5	5	0		
Offensive	Att	Off	Str	Ap	Agi	
Common Orc Chief	3	5	4	1	3	Hand Weapon



#### MOUNT ORC BOAR CHARIOT

Global	Adv	Mar	Dis	Model Rules		
	7"	7"	C	Swiftstride		
Defensive	HP	Def	Res	Arm		
	4	C	5	C+2		
Offensive	Att	Off	Str	Ap	Agi	
'Eadbasher	1	4	4	1	2	Common Orc, Lance
War Boars (2)	1	3	4	1	3	Harnessed, Devastating Charge
Chassis			5	2		Inanimate, Impact Hits (D6+1, D6+1)

Options | Shield • Lance • Orc Boar Chariot • Bow (4+) • Obsidian Rock

### Core



#### CROSSBOW ORCS #1

Crossbow Orcs x20 - Standard - Infantry - 25x25

300 POINTS



Global	Adv	Mar	Dis	Model Rules		
	4"	8"	7	Scoring		
Defensive	HP	Def	Res	Arm		
	1	3	4	0	Heavy Armour	
Offensive	Att	Off	Str	Ap	Agi	
Crossbow Orcs	1	3	3	0	2	Born to Fight, Common Orc, Crossbow (4+, 4+)

Options | Shield • Champion • Musician



#### FERAL ORC 'EADBASHERS

Feral Orc 'Eadbashers x32 - Standard - Infantry - 25x25

793 POINTS



Global	Adv	Mar	Dis	Model Rules	
	4"	8"	7	Scoring, Frenzy	
Defensive	HP	Def	Res	Arm	
	1	3	4	0	Aegis (6+)
Offensive	Att	Off	Str	Ap	Agi

<i>Offensive</i>	<i>Att</i>	<i>Off</i>	<i>Str</i>	<i>Ap</i>	<i>Agi</i>	
Feral Orc 'Eadbasher	1	4	4	1	2	Battle Focus, Born to Fight, Feral Orc

<b>Options</b>	Paired Weapons • Champion • Musician • Standard Bearer • Banner of the Relentless Company
<b>Special</b>	

	<b>IRON ORCS #1</b> Iron Orcs x15 - Standard - Infantry - 25x25	<b>315 POINTS</b>	
--	--	-------------------	---

<i>Global</i>	<i>Adv</i>	<i>Mar</i>	<i>Dis</i>	<i>Model Rules</i>		
	4"	8"	8	Scoring, Fearless, Bodyguard		
<i>Defensive</i>	<i>HP</i>	<i>Def</i>	<i>Res</i>	<i>Arm</i>		
	1	5	4	0	Plate Armour, Shield	
<i>Offensive</i>	<i>Att</i>	<i>Off</i>	<i>Str</i>	<i>Ap</i>	<i>Agi</i>	
Iron Orcs	1	5	4	1	2	Born to Fight, Weapon Master, Iron Orc, Paired Weapons, Great Weapon

<b>Options</b>	Musician
----------------	----------

	<b>COMMON GOBLIN RAIDERS #1</b> Goblin Raiders x5 - Standard - Cavalry - 25x50	<b>125 POINTS</b>	
--	---	-------------------	---



<i>Global</i>	<i>Adv</i>	<i>Mar</i>	<i>Dis</i>	<i>Model Rules</i>		
	9"	18"	6	Feigned Flight, Vanguard, Light Troops, Insignificant		
<i>Defensive</i>	<i>HP</i>	<i>Def</i>	<i>Res</i>	<i>Arm</i>		
	1	2	3	1		
<i>Offensive</i>	<i>Att</i>	<i>Off</i>	<i>Str</i>	<i>Ap</i>	<i>Agi</i>	
Goblin Raider	1	2	3	0	2	Harnessed
Wolf	1	3	3	0	3	Harnessed, Poison Attacks
Scuttler Spider	1	3	3	0	4	Harnessed, Poison Attacks

<b>Options</b>	Shield • Bow (4+)
----------------	-------------------

	<b>COMMON GOBLIN RAIDERS #2</b> Goblin Raiders x5 - Standard - Cavalry - 25x50	<b>125 POINTS</b>	
--	---	-------------------	---

<i>Global</i>	<i>Adv</i>	<i>Mar</i>	<i>Dis</i>	<i>Model Rules</i>		
	9"	18"	6	Feigned Flight, Vanguard, Light Troops, Insignificant		
<i>Defensive</i>	<i>HP</i>	<i>Def</i>	<i>Res</i>	<i>Arm</i>		
	1	2	3	1		
<i>Offensive</i>	<i>Att</i>	<i>Off</i>	<i>Str</i>	<i>Ap</i>	<i>Agi</i>	
Goblin Raider	1	2	3	0	2	Harnessed
Wolf	1	3	3	0	3	Harnessed, Poison Attacks
Scuttler Spider	1	3	3	0	4	Harnessed, Poison Attacks

<b>Options</b>	Shield • Bow (4+)
----------------	-------------------

	<b>GNASHER HERD #1</b> Gnasher Herd x25 - Standard - Beast - 20x20	<b>335 POINTS</b>	
--	---	-------------------	---

<i>Global</i>	<i>Adv</i>	<i>Mar</i>	<i>Dis</i>	<i>Model Rules</i>		
	5"	10"	5	Fearless, Oi it bites!, Insignificant		
<i>Defensive</i>	<i>HP</i>	<i>Def</i>	<i>Res</i>	<i>Arm</i>		
	1	4	3	0		

<i>Offensive</i>	<i>Att</i>	<i>Off</i>	<i>Str</i>	<i>Ap</i>	<i>Agi</i>	
<b>Gnasher</b>	2	4	5	2	4	<b>They're Everywhere!</b>



	<b>GNASHER WRECKING TEAM #1</b> Gnasher Wrecking Team - Large - Beast - 60	<b>135 POINTS</b>	
--	---	-------------------	---

<i>Global</i>	<i>Adv</i>	<i>Mar</i>	<i>Dis</i>	<i>Model Rules</i>		
	3D6"	-"	3	Random Movement (3D6, 3D6), Fearless, Shambolic, Ricochet (2D6, 2D6), Look At 'Em Go!		
<i>Defensive</i>	<i>HP</i>	<i>Def</i>	<i>Res</i>	<i>Arm</i>		
	3	0	4	0	Hard Target (1, 1)	
<i>Offensive</i>	<i>Att</i>	<i>Off</i>	<i>Str</i>	<i>Ap</i>	<i>Agi</i>	
<b>Wrecking Team</b>	-	0	6	4	3	

	<b>GNASHER WRECKING TEAM #2</b> Gnasher Wrecking Team - Large - Beast - 60	<b>135 POINTS</b>	
--	---	-------------------	---

<i>Global</i>	<i>Adv</i>	<i>Mar</i>	<i>Dis</i>	<i>Model Rules</i>		
	3D6"	-"	3	Random Movement (3D6, 3D6), Fearless, Shambolic, Ricochet (2D6, 2D6), Look At 'Em Go!		
<i>Defensive</i>	<i>HP</i>	<i>Def</i>	<i>Res</i>	<i>Arm</i>		
	3	0	4	0	Hard Target (1, 1)	
<i>Offensive</i>	<i>Att</i>	<i>Off</i>	<i>Str</i>	<i>Ap</i>	<i>Agi</i>	
<b>Wrecking Team</b>	-	0	6	4	3	

## Big 'n Nasty

	<b>LOKIR</b> Great Green Idol - Gigantic - Infantry - 100x100	<b>450 POINTS</b>	
--	--	-------------------	---

<i>Global</i>	<i>Adv</i>	<i>Mar</i>	<i>Dis</i>	<i>Model Rules</i>		
	6"	12"	8	Fearless, Supernal, Smash 'Em Flat		
<i>Defensive</i>	<i>HP</i>	<i>Def</i>	<i>Res</i>	<i>Arm</i>		
	6	2	8	3		
<i>Offensive</i>	<i>Att</i>	<i>Off</i>	<i>Str</i>	<i>Ap</i>	<i>Agi</i>	
<b>Great Green Idol</b>	3	2	6	3	2	Impact Hits (D3, D3), Crush Attack

<b>Options</b>	Battle Standard Bearer
----------------	------------------------

### Magics

Racial Trait Spell

	Casting	Range	Type	Duration
<b>Bring the Pain</b>				
<i>Mf</i>	8+	18"	Translation missing: en.magic_spell.type_target.Hex	One Turn
Failed to-hit rolls with Close Combat Attacks against the target must be rerolled.				

### Magic items

**Obsidian Rock:** The bearer gains Magic Resistance (2).

### Magic banners

**Banner of the Relentless Company:** One use only. May be activated during the owner's Movement Phase. All Infantry models in the bearer's unit always have March Rate 15", until the end of the Player Turn. Only a single Banner of the Relentless Company may be activated during the same phase.

## Model Rules

### Aegis:

**Battle Focus:** If the attack hits with a natural to-hit roll of '6', the attack causes two hits instead of one.

**Bodyguard:** When a Character is joined to a unit in which at least one model has Bodyguard, that Character gains Stubborn. When Characters or Character types are stated in brackets, Bodyguard only works for the specified Characters or Character types.

**Born to Fight:** Close Combat.

The model part's Close Combat Attacks gain +1 Strength and +1 Armour Penetration during a Round of Combat

- If it is the First Round of Combat.
- Or if the model part's unit is Steadfast at the start of the Round of Combat.

**Common Orc:** The model part gains Born to Fight.

**Crossbow:** Range 30" Shots 1 Strength 4 Armour Penetration 1 Unwieldy

### Crush Attack:

**Fearless:** If more than half of a unit's models are Fearless, the unit automatically passes Panic Tests and Decimated Tests and cannot declare a Flee Charge Reaction (unless already Fleeing). Models that are Fearless are also immune to the effects of Fear.

**Feigned Flight:** A unit consisting solely of models with Feigned Flight that voluntarily chooses to Flee as a Charge Reaction, and subsequently passes a Rally Test in its next Player Turn, doesn't become Shaken. Furthermore, the Reform that is made after Rallying in this case doesn't prevent the unit from moving nor from shooting (but it still counts as having moved for shooting purposes). This rule cannot be applied if a unit fails to rally on the next friendly Player Turn or involuntarily Flees, such as a result of a failed Panic Test or if it was already Fleeing when being charged.

**Feral Orc:** The model part gains Born to Fight and Battle Focus. The model gains Frenzy, Fearless, and Aegis (6+).

**Frenzy:** A unit with at least half its models with Frenzy cannot choose Flee as Charge Reaction, and when taking Discipline Tests, apply the following:

- If it is a Panic Test, Decimated Test or Fear Test: the unit gains +2 Discipline.
- If it is a Break Test, roll the test as normal.
- If it is anyother Discipline Test, the unit suffers -2Discipline.

At the start of the Charge Phase, each of your units with at least one model with Frenzy that could Declare a Charge against an enemy unit within the unit's Advance Rate +7" (using the lowest Advance Rate among the unit's models; if a model has more than 1 Advance Rate available, use the highest one) must take a Discipline Test, called a Frenzy Test. If the test is failed, the whole unit must Declare a Charge this Player Turn. Note that Characters are never forced to charge out of their units.

**Great Weapon:** Attacks made with a Great Weapon gain +2 Strength, +2 Armour Penetration and always strike at Initiative Step 0 (regardless of the wielder's Agility). A model using this weapon cannot simultaneously use a Shield against Melee Attacks

**Hand Weapon:** All models come equipped with a Hand Weapon as their default equipment. If a model has any Close Combat Weapon other than a Hand Weapon, it cannot choose to use the Hand Weapon (unless specifically stated). Hand Weapons wielded by models on foot can be used alongside a Shield, then giving Parry

### Hard Target:

**Harnessed:** Model parts with Harnessed cannot make Supporting Attacks and cannot use Weapons. Shooting Weapons carried by model parts with Harnessed can be used by other model parts of the same model (as long as they do not have Harnessed or Inanimate). A model with with at least one model part with Harnessed is considered to be mounted.

**Heavy Armour:** +2 Armor

**Impact Hits:** At Initiative Step 10, a charging model part with Impact Hits must choose an enemy unit that is in base contact with the attacking model's Front Facing. This unit suffers a number of hits equal to the value stated in brackets (X). These hits are resolved with the attacking model part's Strength and Armour Penetration.

If a model has both Grind Attacks and Impact Hits, it may only use one of these rules in the same Round of Combat (its controlling player may choose which). In multipart models, only model parts that also have Harnessed or Inanimate can use their Impact Hits. When several models in the same unit have Impact Hits, and when X is a random number (e.g. Impact Hits (D6)), roll for the number of hits separately for each model part.

### Insignificant:

**Iron Orc:** The model part gains Born to Fight and Weapon Master. The model gains Fearless.

**Light Troops:** Units composed entirely of models with Light Troops are allowed to make any number of Reforms when performing Advance Moves or March Moves. They are allowed to shoot even if they Marched or Reformed. No model can end its movement with its centre further away than its March Rate from its starting position, around any obstructions (including the Unit Spacing rule). This means that when checking the distance travelled by a model, check the path the model would have taken if it was alone, with the exception that the unit as a whole cannot break the Unit Spacing rule while performing the move. If a model performed any action during the movement (such as a Sweeping Attack), the distance moved is counted from its starting position to the point on the Battlefield where it performed that action and then to its final position.

If more than half the models in a unit have Light Troops, the unit always counts as having 0 Full Ranks. Characters with Light Troops that are joined to units with one or more models without Light Troops, lose this rule for as long as they remain with the unit. An Infantry Character joined to an Infantry unit with both Light Troops and the same Size as the Character gains Light Troops for as long as it remains with the unit.

**Look At 'Em Go!:** Universal Rule.

After contacting a unit for the first time, a Gnasher Wrecking Team gains Running Amok!! for the remainder of the game.

**Oi it bites!:** Units with model with Oi it bites! cannot be joined by Characters.

**Paired Weapons:** The wielder gains +1 Attack Value when using Paired Weapons. Attacks made with Paired Weapons gain +1 Offensive Skill and ignore Parry. A model using this weapon cannot simultaneously use a Shield against Melee Attacks.

**Plate Armour:** +3 Armor

**Poison Attacks:** If the attack successfully hits with a natural to-hit roll of '6', it automatically wounds with no to-wound roll needed. Shooting Attacks using the Hopeless Shot can only automatically wound if the first to-hit roll is a natural '6'. Note that the second to-hit roll must still be successful in order to hit the target. If the attack can be turned into more than one hit (e.g. a hit with Area Attack, Battle Focus, or Penetrating), only a single hit, chosen by the attacker, automatically wounds. All other hits must roll to wound as normal.

**Random Movement:** The unit cannot Declare Charges and cannot move normally (Advance, March, Reform) in the Movement Phase (which also means they cannot perform Magical Moves). The model loses Swiftstride (and can never gain it), but always charges, Flees, Pursues and Overruns the distance stated in brackets.

In the Movement Phase, at the end of step 2 of the the it with Random Movement moves using the rules for Pursuing units, except that they can freely choose which direction to rotate towards before rolling the Pursuit Distance, cannot move off the Board Edge and only take Dangerous Terrain Tests if they actually charge an enemy unit (they still test as normal when Fleeing, Pursuing a Broken enemy or Overrunning).

Whenever a unit with Random Movement needs a March Rate (e.g. when Post-Combat Reforming), use the potential maximum value of X as its March Rate. Characters with Random Movement can only join units with Random Movement (by moving into contact with them during the Movement Phase or by being deployed inside), and units with Random Movement can only be joined by Characters with Random Movement. Units with Random Movement cannot enter Buildings. If a unit has several sets of Random Movement, use the one with the lowest average (in case of a tie, you may choose which version to use). A model with Random Movement cannot move in the same phase as it arrives on the Battlefield as Reinforcement (Dawn Assault) or Ambusher.

**Ricochet:** Models with Ricochet cannot Charge enemy units and can move through all units (friend and foe) as if they were Open Terrain. If its move is ended in contact with another unit, or within 1" of a unit that it has moved through, its move distance is extended; keep moving the model in the same direction (still moving through other units) until it can be placed 1" away from all other units. If, after an extended move, the model would end up within 1" of Impassable Terrain or in contact with the Board Edge, immediately remove the model as a casualty. If there is no legal position where it follows the Unit Spacing rule when backtracking the model's move (based on the rules for Random Movement), immediately remove the model as a casualty.

If a unit's Unit Boundary is contacted by a Ricochet model's initial move (i.e. excluding an extension of the move distance needed to clear units), this unit suffers X hits, where X corresponds to the value given in brackets (after completing the move). For this purpose, all units Engaged in the same Combat are treated as a single unit. The owner of the model with Ricochet distributes the hits between all units Engaged in this Combat as evenly as possible (after this follow the normal rules for distributing hits to models within each unit).

Enemy units cannot Charge models with Ricochet. Units (friend and foe) ignore models with Ricochet regarding the Unit Spacing rule for all movement (including Ambush). In addition, they can move onto and through models with Ricochet. However, if a unit moves into contact with a Ricochet model, it immediately (before completing the move) suffers X+D6 hits, and the model with Ricochet is removed as a casualty. This is not triggered by moves that can move through units normally (e.g. Flying Movement), unless the move is ended in contact (note that units can move into contact with multiple Ricochet models simultaneously).

Hits are resolved with the Strength and Armour Penetration of the model with Ricochet.

a) The Ricochet model cannot be placed 1" behind unit B, because unit A is too close. The model is thus moved through both units following its original direction. Only unit B suffers the Ricochet hits as unit A is not within the initial Shambolic move.

b) After moving through units, the Ricochet model comes into contact with Impassable Terrain and is thus removed as a casualty. The Ricochet model moves through at least one unit Engaged in the Combat, inflicting 5 hits in total, which are distributed evenly amongst all units in the combat.

**Scoring:** Units with at least one model with Scoring are considered to be Scoring Units, which are used for winning Secondary Objectives (see section XVI.2 "Scoring Secondary Objectives", page 67). Every army needs a few Scoring units to be able to complete Secondary Objectives, which is why units with Scoring are marked in the Army Books with a special pennant icon:

Scoring can be lost during the game:

- A unit that is Fleeing loses Scoring for as long as it is Fleeing.
- An Ambushing unit that enters the Battlefield on Game Turn 4 or later loses Scoring.
- A unit that has performed a Post-Combat Reform loses Scoring until the start of the following Player Turn.

**Shambolic:** Units with Shambolic models cannot be joined by Characters. When rolling the distance of a Random Movement move with a Shambolic unit, if all the dice show the same result, the unit loses D3 Health Points (with no saves of any kind allowed), and then moves in a random direction instead of the chosen direction. When units with Shambolic touch the Board Edge, stop 1" away from Impassable Terrain, or come into contact with or move inside any Terrain Feature other than Open Terrain or Hills, all models in the unit must take a Dangerous Terrain (2) Test.

**Shield:** +1 Armour Hand Weapons wielded by models on foot can be used alongside a Shield, then giving Parry.

**Smash 'Em Flat:** Universal Rule.

Natural to-wound rolls of '1' with Melee Attacks from units within 6" of a friendly Great Green Idol must be rerolled.

Break Tests taken by units within 6" of one or more friendly Engaged Great Green Idols are subject to Minimised Roll.

**Supernal:**

**They're Everywhere!** Special Attack.

When a Gnasher Herd Breaks from Combat, it is removed as a casualty at the end of step 7 of the Round of Combat Sequence (after taking Break Tests), and all units within 6" suffer 1 hit for every 5 Gnashers in the Gnasher Herd, rounding fractions down. Hits are resolved with Strength 5 and Armour Penetration 2.

**Vanguard:** After Deployment (including units with Scout), models with Vanguard may perform a 12" move. The move is performed as an Advance Move in the Movement Phase, including any actions and restrictions the unit would normally have (such as Wheeling, Reforming, joining units, leaving units and so on). The 12" distance is used instead of the unit's Advance Rate and March Rate. This move cannot be used to move within 12" of enemy units. This is decreased to 6" for enemy units which have either Scouted or Vanguarded. Units that have moved in this way may not Declare Charges in the first Player Turn (if their side has the first turn). If both players have units with Vanguard, alternate moving units one at a time, starting with the player that finished deploying last. Instead of moving a unit, a player may declare to not move any more Vanguarding units.

**Weapon Master:**

## Qr codes of your army

You can print this page to have all your army's units qrcode and cut them to stick them on your units, with them you can directly access to the unit's profil with your phone.

Common Orc Chief #1	Crossbow Orcs #1	Feral Orc Eadbashers	Iron Orcs #1	Common Goblin Raiders #1	Common Goblin Raiders #2	Gnasher Herd #1	Gnasher Wrecking Team #1	Gnasher Wrecking Team #2	Lokir
------------------------	---------------------	-------------------------	-----------------	-----------------------------	-----------------------------	--------------------	-----------------------------	-----------------------------	-------

