



ORCS AND GOBLINS

LIST ORCS AND GOBLINS (v2020) #1 - 2 105 POINTS



440 pts (10.00 %) 1235 pts (27.00 %) 430 pts (10.00 %) 0 pts (0.00 %) 0 pts (0.00 %)
Characters **Core** **Special** **Death from Above** **Big 'n Nasty**
 (40 Max) (25 Least) (0 NoLimit) (15 Max) (30 Max)

Characters



IRON ORC WARLORD #1

Orc Warlord - Standard - Infantry - 25x25

440 POINTS



Global	Adv	Mar	Dis	Model Rules		
	4"	8"	9	Fearless, Frenzy		
Defensive	HP	Def	Res	Arm		
	3	7	5	0	Aegis, Plate Armour	
Offensive	Att	Off	Str	Ap	Agi	
Orc Warlord	4	6	5	2	4	Battle Focus, Born to Fight, Hand Weapon

Options | Great Weapon • General • Iron Orc • Omen of the Apocalypse

Core



CAVE GOBLINS #1

Cave Goblins x30 - Standard - Infantry - 20x20

435 POINTS



Global	Adv	Mar	Dis	Model Rules		
	4"	8"	5	Scoring, Insignificant		
Defensive	HP	Def	Res	Arm		
	1	2	3	0		
Offensive	Att	Off	Str	Ap	Agi	
Cave Goblin	1	2	3	0	3	Cave Goblin



MOUNT MAD GIT

Global	Adv	Mar	Dis	Model Rules		
	2D6"	-"	5	Fearless, Shambolic, Running Amok!!, Surprise! , Random Movement (2D6, 2D6), Ricochet (D6, D6), Insignificant		
Defensive	HP	Def	Res	Arm		
	1	0	3	0	Hard Target (1, 1)	
Offensive	Att	Off	Str	Ap	Agi	
Mad Git	-	0	5	3	3	Cave Goblin

Options | Shield and Spear • Champion • Musician • Standard Bearer • Mad Git x2 • Nets • Banner of Speed



COMMON ORC BOAR RIDERS #1

Orc Boar Riders x10 - Standard - Cavalry - 25x50


390 POINTS



Global	Adv	Mar	Dis	Model Rules	
	7"	14"	7	Scoring	
Defensive	HP	Def	Res	Arm	

<i>Defensive</i>	<i>HP</i>	<i>Def</i>	<i>Res</i>	<i>Arm</i>		
	1	3	4	2	Light Armour	
<i>Offensive</i>	<i>Att</i>	<i>Off</i>	<i>Str</i>	<i>Ap</i>	<i>Agi</i>	
Orc Boar Rider	1	3	3	0	2	Born to Fight, Common Orc, Light Lance
War Boar	1	3	4	1	3	Harnessed, Devastating Charge


Options	Shield • Lance • Champion • Musician • Standard Bearer • Rending Banner
----------------	---



COMMON ORC 'EADBASHERS

Orc 'Eadbashers x20 - Standard - Infantry - 25x25


410 POINTS



<i>Global</i>	<i>Adv</i>	<i>Mar</i>	<i>Dis</i>	<i>Model Rules</i>		
	4"	8"	7	Scoring		
<i>Defensive</i>	<i>HP</i>	<i>Def</i>	<i>Res</i>	<i>Arm</i>		
	1	4	4	0		
<i>Offensive</i>	<i>Att</i>	<i>Off</i>	<i>Str</i>	<i>Ap</i>	<i>Agi</i>	
Common Orc 'Eadbasher	1	4	4	1	2	Born to Fight, Common Orc

Options	Paired Weapons • Champion • Musician • Standard Bearer • Banner of Speed
----------------	--


Special



IRON ORCS #1

Iron Orcs x15 - Standard - Infantry - 25x25

430 POINTS



<i>Global</i>	<i>Adv</i>	<i>Mar</i>	<i>Dis</i>	<i>Model Rules</i>		
	4"	8"	8	Scoring, Fearless, Bodyguard		
<i>Defensive</i>	<i>HP</i>	<i>Def</i>	<i>Res</i>	<i>Arm</i>		
	1	5	4	0	Plate Armour, Shield	
<i>Offensive</i>	<i>Att</i>	<i>Off</i>	<i>Str</i>	<i>Ap</i>	<i>Agi</i>	
Iron Orcs	1	5	4	1	2	Born to Fight, Weapon Master, Iron Orc, Paired Weapons, Great Weapon

Options	Champion • Musician • Standard Bearer • Mikinok's Totem
----------------	---

Magics

Racial Trait Spell

	Casting	Range	Type	Duration
	Bring the Pain			
<i>Mf</i>	8+	18"	Translation missing: en.magic_spell.type_target.Hex	One Turn
<i>Failed to-hit rolls with Close Combat Attacks against the target must be rerolled.</i>				

Magic items

Omen of the Apocalypse: Roll a single D3 at the Initiative Step in which the wielder is attacking. During this Initiative Step, the wielder gains a modifier equal to the result of the D3 roll to its Attack Value, Strength, and Armour Penetration while using this weapon. Attacks made with this weapon become Magical Attacks.

Magic banners

Banner of Speed: A unit with one or more Banners of Speed gains +1" Advance Rate and +2" March Rate.

Rending Banner: One use only. May be activated at the start of a Round of Combat. Close Combat Attacks from R&F models in the bearer's unit gain +1 Armour Penetration until the bearer's unit is no longer Engaged in Combat. A model can only be affected by a single Rending Banner at the same time.

Mikino's Totem: At the start of each Round of Combat, choose one of the following:

- a Special Item* carried by a Character or Champion in a single enemy unit in base contact with the bearer's unit.
- a Special Item* carried by a single model unit in base contact with the bearer's unit.
- a Banner Enchantment carried by a Standard Bearer in a single enemy unit in base contact with the bearer's unit.

The effects of this Special Item* are ignored during this Round of Combat.

*or, when fighting a Dwarven Holds army, a combination of Runic Weapon Enchantments, Runic Armour Enchantments, or Runic Artefacts

Model Rules

Aegis:

Battle Focus: If the attack hits with a natural to-hit roll of '6', the attack causes two hits instead of one.

Bodyguard: When a Character is joined to a unit in which at least one model has Bodyguard, that Character gains Stubborn. When Characters or Character types are stated in brackets, Bodyguard only works for the specified Characters or Character types.

Born to Fight: Close Combat.

The model part's Close Combat Attacks gain +1 Strength and +1 Armour Penetration during a Round of Combat

- If it is the First Round of Combat.
- Or if the model part's unit is Steadfast at the start of the Round of Combat.

Cave Goblin: The model gains Insignificant.

Common Orc: The model part gains Born to Fight.

Devastating Charge: Attacks & Weapons, Melee

A charging model part with Devastating Charge, or using a weapon with Devastating Charge, gains the Model Rules and Characteristic modifiers stated in brackets. For example, a charging model part with Devastating Charge (+1 Strength, Poison Attacks) gains +1 Strength and Poison Attacks when it is charging. This rule is cumulative: a model part with several instances of Devastating Charge applies all Attack Attributes and Characteristics modifiers from all of them when charging.

Fearless: If more than half of a unit's models are Fearless, the unit automatically passes Panic Tests and Decimated Tests and cannot declare a Flee Charge Reaction (unless already Fleeing). Models that are Fearless are also immune to the effects of Fear.

Frenzy: A unit with at least half its models with Frenzy cannot choose Flee as Charge Reaction, and when taking Discipline Tests, apply the following:

- If it is a Panic Test, Decimated Test or Fear Test: the unit gains +2 Discipline.
- If it is a Break Test, roll the test as normal.
- If it is anyother Discipline Test, the unit suffers -2Discipline.

At the start of the Charge Phase, each of your units with at least one model with Frenzy that could Declare a Charge against an enemy unit within the unit's Advance Rate +7" (using the lowest Advance Rate among the unit's models; if a model has more than 1 Advance Rate available, use the highest one) must take a Discipline Test, called a Frenzy Test. If the test is failed, the whole unit must Declare a Charge this Player Turn. Note that Characters are never forced to charge out of their units.

Great Weapon: Attacks made with a Great Weapon gain +2 Strength, +2 Armour Penetration and always strike at Initiative Step 0 (regardless of the wielder's Agility). A model using this weapon cannot simultaneously use a Shield against Melee Attacks

Hand Weapon: All models come equipped with a Hand Weapon as their default equipment. If a model has any Close Combat Weapon other than a Hand Weapon, it cannot choose to use the Hand Weapon (unless specifically stated). Hand Weapons wielded by models on foot can be used alongside a Shield, then giving Parry

Harnessed: Model parts with Harnessed cannot make Supporting Attacks and cannot use Weapons. Shooting Weapons carried by model parts with Harnessed can be used by other model parts of the same model (as long as they do not have Harnessed or Inanimate). A model with with at least one model part with Harnessed is considered to be mounted.

Insignificant:

Iron Orc: The model part gains Born to Fight and Weapon Master. The model gains Fearless.

Light Armour: Armor +1

Light Lance:

Paired Weapons: The wielder gains +1 Attack Value when using Paired Weapons. Attacks made with Paired Weapons gain +1 Offensive Skill and ignore Parry. A model using this weapon cannot simultaneously use a Shield against Melee Attacks.

Plate Armour: +3 Armor

Scoring: Units with at least one model with Scoring are considered to be Scoring Units, which are used for winning Secondary Objectives (see section XVI.2 "Scoring Secondary Objectives", page 67). Every army needs a few Scoring units to be able to complete Secondary Objectives, which is why units with Scoring are marked in the Army Books with a special pennant icon:

Scoring can be lost during the game:

- A unit that is Fleeing loses Scoring for as long as it is Fleeing.
- An Ambushing unit that enters the Battlefield on Game Turn 4 or later loses Scoring.
- A unit that has performed a Post-Combat Reform loses Scoring until the start of the following Player Turn.

Shield: +1 Armour Hand Weapons wielded by models on foot can be used alongside a Shield, then giving Parry.

Weapon Master:

Qr codes of your army

Your can print this page to have all your army's units qrcode and cut them to stick them on your units, with them you can directly access to the unit's profil with your phone.

Iron Orc Warlord #1



Cave Goblins #1



Common Orc Boar Riders #1



Common Orc 'Eadbashers



Iron Orcs #1

