



ORCS AND GOBLINS

LIST ORCS AND GOBLINS (v2.2) #1 - 4 498 POINTS



970 pts (22.00 %) 1223 pts (27.00 %) 1230 pts (27.00 %) 430 pts (10.00 %) 805 pts (18.00 %)
Characters **Core** **Special** **Death from Above** **Big 'n Nasty**
 (40 Max) (25 Least) (0 NoLimit) (15 Max) (30 Max)

Characters



COMMON ORC CHIEF #1

Orc Chief - Large - Cavalry - 50x50

310 POINTS



Global	Adv	Mar	Dis	Model Rules	
	4"	8"	8		
Defensive	HP	Def	Res	Arm	
	3	5	5	0	
Offensive	Att	Off	Str	Ap	Agi
Common Orc Chief	3	5	4	1	3

Hand Weapon



MOUNT WYVERN

Global	Adv	Mar	Dis	Model Rules	
	4"	8"	C	Fear, Towering Presence, Fly (8", 16", 8", 16"), Light Troops	
	8"	16"			
Defensive	HP	Def	Res	Arm	
	4	C	5	C	
Offensive	Att	Off	Str	Ap	Agi
Wyvern	3	5	6	3	3

Harnessed, Poison Attacks, Venomous Fangs

Options

Shield • Lance • Wyvern • Dragonfire Gem



COMMON GOBLIN CHIEF #1

Goblin Chief - Standard - Cavalry - 25x50

220 POINTS



Global	Adv	Mar	Dis	Model Rules	
	4"	8"	7	Insignificant	
Defensive	HP	Def	Res	Arm	
	2	4	4	0	Light Armour, Shield
Offensive	Att	Off	Str	Ap	Agi
Common Goblin Chief	3	4	4	1	4

Common Goblin, Hand Weapon



MOUNT WOLF

Global	Adv	Mar	Dis	Model Rules	
	9"	18"	C	Feigned Flight, Light Troops, Vanguard	
Defensive	HP	Def	Res	Arm	
	C	C	C	C+1	
Offensive	Att	Off	Str	Ap	Agi
Wolf	1	3	3	0	3

Harnessed

Options

Battle Standard Bearer • Lance • Wolf • Basalt Infusion



COMMON ORC SHAMAN #1

Orc Shaman - Standard - Infantry - 25x25

440 POINTS





Global	Adv	Mar	Dis	Model Rules	
	4"	8"	8	Wizard Apprentice	
Defensive	HP	Def	Res	Arm	
	3	3	4	0	
Offensive	Att	Off	Str	Ap	Agi

<i>Offensive</i>	<i>Att</i>	<i>Off</i>	<i>Str</i>	<i>Ap</i>	<i>Agi</i>	
Common Orc Shaman	2	3	4	1	2	Hand Weapon



Options	Thaumaturgy • General • Wizard Master • Essence of Mithril
----------------	--

Core

	FOREST GOBLINS #1 Forest Goblins x33 - Standard - Infantry - 20x20	352 POINTS	
--	--	-------------------	---

<i>Global</i>	<i>Adv</i>	<i>Mar</i>	<i>Dis</i>	<i>Model Rules</i>		
	4"	8"	6	Strider, Scoring, Insignificant		
<i>Defensive</i>	<i>HP</i>	<i>Def</i>	<i>Res</i>	<i>Arm</i>		
	1	2	3	0		
<i>Offensive</i>	<i>Att</i>	<i>Off</i>	<i>Str</i>	<i>Ap</i>	<i>Agi</i>	
Common Goblin	1	2	3	0	2	Poison Attacks, Forest Goblin

Options	Shield and Spear • Standard Bearer • Rending Banner
----------------	---

	FERAL ORC 'EADBASHERS Feral Orc 'Eadbashers x34 - Standard - Infantry - 25x25	871 POINTS	
--	---	-------------------	---

<i>Global</i>	<i>Adv</i>	<i>Mar</i>	<i>Dis</i>	<i>Model Rules</i>		
	4"	8"	7	Scoring, Frenzy		
<i>Defensive</i>	<i>HP</i>	<i>Def</i>	<i>Res</i>	<i>Arm</i>		
	1	3	4	0	Aegis (6+)	
<i>Offensive</i>	<i>Att</i>	<i>Off</i>	<i>Str</i>	<i>Ap</i>	<i>Agi</i>	
Feral Orc 'Eadbasher	1	4	4	1	2	Battle Focus, Born to Fight, Feral Orc

Options	May take a Mammoth Stabber • Paired Weapons • Champion • Musician • Standard Bearer • Green Tide
----------------	--

Special

	GNASHER WRECKING TEAM #1 Gnasher Wrecking Team - Large - Beast - 60	135 POINTS	
--	---	-------------------	---

<i>Global</i>	<i>Adv</i>	<i>Mar</i>	<i>Dis</i>	<i>Model Rules</i>		
	3D6"	-"	3	Random Movement (3D6, 3D6), Fearless, Shambolic, Ricochet (2D6, 2D6), Look At 'Em Go!		
<i>Defensive</i>	<i>HP</i>	<i>Def</i>	<i>Res</i>	<i>Arm</i>		
	3	0	4	0	Hard Target (1, 1)	
<i>Offensive</i>	<i>Att</i>	<i>Off</i>	<i>Str</i>	<i>Ap</i>	<i>Agi</i>	
Wrecking Team	-	0	6	4	3	

	GNASHER WRECKING TEAM #2 Gnasher Wrecking Team - Large - Beast - 60	135 POINTS	
--	---	-------------------	---

<i>Global</i>	<i>Adv</i>	<i>Mar</i>	<i>Dis</i>	<i>Model Rules</i>		
	3D6"	-"	3	Random Movement (3D6, 3D6), Fearless, Shambolic, Ricochet (2D6, 2D6), Look At 'Em Go!		
<i>Defensive</i>	<i>HP</i>	<i>Def</i>	<i>Res</i>	<i>Arm</i>		
	3	0	4	0	Hard Target (1, 1)	
<i>Offensive</i>	<i>Att</i>	<i>Off</i>	<i>Str</i>	<i>Ap</i>	<i>Agi</i>	
Wrecking Team	-	0	6	4	3	



SCRAP WAGON #1
Scrap Wagon - Large - Construct - 60x100

80 POINTS



Global	Adv	Mar	Dis	Model Rules		
	3D6"	-"	4	Random Movement (3D6, 3D6), Fearless, Shambolic, Insignificant, Unstable, Pursuit Mode		
Defensive	HP	Def	Res	Arm		
	4	2	4	1		
Offensive	Att	Off	Str	Ap	Agi	
Grotling Crew	5	2	2	0	2	Throwing Weapons (5+, 5+)
Chassis			4	3		Harnessed, Impact Hits (2D6, 2D6)



GNASHER HERD #1
Gnasher Herd x10 - Standard - Beast - 20x20

140 POINTS



Global	Adv	Mar	Dis	Model Rules		
	5"	10"	5	Fearless, Oi it bites!, Insignificant		
Defensive	HP	Def	Res	Arm		
	1	4	3	0		
Offensive	Att	Off	Str	Ap	Agi	
Gnasher	2	4	5	2	4	They're Everywhere!



GNASHER HERD #2
Gnasher Herd x10 - Standard - Beast - 20x20

140 POINTS



Global	Adv	Mar	Dis	Model Rules		
	5"	10"	5	Fearless, Oi it bites!, Insignificant		
Defensive	HP	Def	Res	Arm		
	1	4	3	0		
Offensive	Att	Off	Str	Ap	Agi	
Gnasher	2	4	5	2	4	They're Everywhere!



GNASHER DASHERS #1
Gnasher Dashers x7 - Standard - Cavalry - 20x20

185 POINTS



Global	Adv	Mar	Dis	Model Rules		
	5"	10"	5	Light Troops, Fearless, Oi it bites!, Insignificant, Fly (6", 12", 6", 12")		
	6"	12"				
Defensive	HP	Def	Res	Arm		
	1	2	3	1	Light Armour	
Offensive	Att	Off	Str	Ap	Agi	
Goblin Rider	1	2	3	0	3	Cave Goblin
Gnasher	2	4	5	2	4	Harnessed, Rows of Teeth



FOREST GOBLIN RAIDERS #1
Forest Goblin Raiders x5 - Standard - Cavalry - 25x50

130 POINTS



Global	Adv	Mar	Dis	Model Rules	
	7"	14"	6	Strider, Feigned Flight, Vanguard, Light Troops, Scout, Insignificant	
Defensive	HP	Def	Res	Arm	
	1	2	3	1	
Offensive	Att	Off	Str	Ap	Agi

<i>Offensive</i>	<i>Att</i>	<i>Off</i>	<i>Str</i>	<i>Ap</i>	<i>Agi</i>	
Goblin Raider	1	2	3	0	2	Forest Goblin
Scuttler Spider	1	3	3	0	4	Harnessed, Poison Attacks

Options	Throwing Weapons (5+) • Musician
----------------	----------------------------------




COMMON GOBLIN RAIDERS #1
Goblin Raiders x5 - Standard - Cavalry - 25x50

125 POINTS




<i>Global</i>	<i>Adv</i>	<i>Mar</i>	<i>Dis</i>	<i>Model Rules</i>		
	9"	18"	6	Feigned Flight, Vanguard, Light Troops, Insignificant		
<i>Defensive</i>	<i>HP</i>	<i>Def</i>	<i>Res</i>	<i>Arm</i>		
	1	2	3	1		
<i>Offensive</i>	<i>Att</i>	<i>Off</i>	<i>Str</i>	<i>Ap</i>	<i>Agi</i>	
Goblin Raider	1	2	3	0	2	
Wolf	1	3	3	0	3	Harnessed
Scuttler Spider	1	3	3	0	4	Harnessed, Poison Attacks

Options	Musician
----------------	----------



SCRAP WAGON #2
Scrap Wagon - Large - Construct - 60x100

80 POINTS



<i>Global</i>	<i>Adv</i>	<i>Mar</i>	<i>Dis</i>	<i>Model Rules</i>		
	3D6"	-"	4	Random Movement (3D6, 3D6), Fearless, Shambolic, Insignificant, Unstable, Pursuit Mode		
<i>Defensive</i>	<i>HP</i>	<i>Def</i>	<i>Res</i>	<i>Arm</i>		
	4	2	4	1		
<i>Offensive</i>	<i>Att</i>	<i>Off</i>	<i>Str</i>	<i>Ap</i>	<i>Agi</i>	
Grotling Crew	5	2	2	0	2	Throwing Weapons (5+, 5+)
Chassis			4	3		Harnessed, Impact Hits (2D6, 2D6)




SCRAP WAGON #3
Scrap Wagon - Large - Construct - 60x100

80 POINTS




<i>Global</i>	<i>Adv</i>	<i>Mar</i>	<i>Dis</i>	<i>Model Rules</i>		
	3D6"	-"	4	Random Movement (3D6, 3D6), Fearless, Shambolic, Insignificant, Unstable, Pursuit Mode		
<i>Defensive</i>	<i>HP</i>	<i>Def</i>	<i>Res</i>	<i>Arm</i>		
	4	2	4	1		
<i>Offensive</i>	<i>Att</i>	<i>Off</i>	<i>Str</i>	<i>Ap</i>	<i>Agi</i>	
Grotling Crew	5	2	2	0	2	Throwing Weapons (5+, 5+)
Chassis			4	3		Harnessed, Impact Hits (2D6, 2D6)

Death from Above



CATAPULTS GIT LAUNCHER WITH ORC OVERSEER #1
Catapults Git Launcher with Orc Overseer - Large - Construct - 75

215 POINTS



<i>Global</i>	<i>Adv</i>	<i>Mar</i>	<i>Dis</i>	<i>Model Rules</i>		
	4"	4"	7	War Machine, Orc Overseer		
<i>Defensive</i>	<i>HP</i>	<i>Def</i>	<i>Res</i>	<i>Arm</i>		
	6	1	4	0		
<i>Offensive</i>	<i>Att</i>	<i>Off</i>	<i>Str</i>	<i>Ap</i>	<i>Agi</i>	
						Light Armour

Offensive	Att	Off	Str	Ap	Agi	
goblin Crew	3	2	3	0	2	Move or Fire, Common Goblin, Git Launcher (4+, 4+)
Orc Overseer Git Launcher	1	3	3	0	2	Born to Fight, Common Orc



CATAPULTS GIT LAUNCHER WITH ORC OVERSEER #2

Catapults Git Launcher with Orc Overseer - Large - Construct - 75

215 POINTS



Global	Adv	Mar	Dis	Model Rules		
	4"	4"	7	War Machine, Orc Overseer		
Defensive	HP	Def	Res	Arm		
	6	1	4	0	Light Armour	
Offensive	Att	Off	Str	Ap	Agi	
goblin Crew	3	2	3	0	2	Move or Fire, Common Goblin, Git Launcher (4+, 4+)
Orc Overseer Git Launcher	1	3	3	0	2	Born to Fight, Common Orc

Big 'n Nasty



GIANT #1

Giant - Gigantic - Infantry - 50x75

315 POINTS



Global	Adv	Mar	Dis	Model Rules		
	7"	14"	8	Giant See, Giant Do		
Defensive	HP	Def	Res	Arm		
	7	3	5	1		
Offensive	Att	Off	Str	Ap	Agi	
Giant	5	3	5	2	3	Rage

Options	Giant Club
----------------	------------



GIANT #2

Giant - Gigantic - Infantry - 50x75

330 POINTS



Global	Adv	Mar	Dis	Model Rules		
	7"	14"	8	Giant See, Giant Do		
Defensive	HP	Def	Res	Arm		
	7	3	5	1		
Offensive	Att	Off	Str	Ap	Agi	
Giant	5	3	5	2	3	Rage

Options	Nets
----------------	------

Magics

Racial Trait Spell

	Casting	Range	Type	Duration
<h3>Bring the Pain</h3>				
<i>Mf</i>	8+	18"	Translation missing: en.magic_spell.type_target.Hex	One Turn
<i>Failed to-hit rolls with Close Combat Attacks against the target must be rerolled.</i>				



Judgement on High: When casting non-Bound Spells from this Path, all Magic Dice that result in '1' must be rerolled. Dice causing a Miscast cannot be rerolled. If a Caster Miscasts when casting a spell from this Path, add a +1 Miscast

Modifier.

		Casting	Range	Type	Duration	Effect
5	Wrath of God	12+	96"	Ground	Permanent	Place a counter on the target point. At the end of each subsequent Magic Phase roll a D6; if 1-3 is rolled, add another counter on the same point. If 4-6 is rolled, each unit within (2D6+X)", where X is equal to the number of counters, suffers 2D6 hits with Strength 5, Armour Penetration 2, and Magical Attacks. If a unit fails a Panic Test forced by the spell, it flees directly away from the marked point. The spell then ends, remove all counters.
4	Cleansing Fire	5+ [8+]	Caster [18"]	[Augment] Focused	Instant	The target gains Breath Attack (Strength D3+2, Armour Penetration 1, Magical Attacks). (Roll the D3 immediately after successfully casting this spell.) [This spell may only target Characters, Champions, and single model units.]
6	Trial of Faith	7+ [10+]	12" [18"]	Hex Missile Damage Focused Direct	Instant	The Caster rolls D3+1 and the target rolls D3. If the Caster's roll is higher, the target suffers a number of hits equal to the difference between their respective rolls. These hits wound automatically with Armour Penetration 10 and Magical Attacks.
2	Smite the Unbeliever	6+ [9+]	24"	Hex	One Turn	Immediately after successfully casting this spell, roll a D6. [Choose which effect to apply when casting the spell.] - If 1-3 is rolled, the target suffers -1 Resilience. - If 4-6 is rolled, the target suffers -1 Strength and -1 Armour Penetration.
1	Hand of Heaven	5+ [8+]	24"	Hex Missile Damage	One Turn	The target suffers D6 [D6+1] hits with Strength D6 [D6+1], Armour Penetration 2 [3], and Magical Attacks.
3	Speaking in Tongues	7+ [7+]	18"	Hex	One Turn	Units with at least one model affected by the spell cannot benefit from Commanding Presence [Rally around the Flag].

Magic items

Dragonfire Gem: The bearer gains Aegis (2+, against Flaming Attacks). The bearer automatically fails all Fortitude Saves.

Basalt Infusion: The wearer gains +1 Armour and Aegis (3+, against Flaming Attacks). The wearer automatically fails all Fortitude Saves.

Essence of Mithril: The wearer's Armour is set to 5 and can never be improved beyond this.

Magic banners

Rending Banner: One use only. May be activated at the start of a Round of Combat. Close Combat Attacks from R&F models in the bearer's unit gain +1 Armour Penetration until the bearer's unit is no longer Engaged in Combat. A model can only be affected by a single Rending Banner at the same time.

Green Tide: 0-3 Banners per Army.
The bearer's unit gains Fight in Extra Rank.

Model Rules

Aegis:

Battle Focus: If the attack hits with a natural to-hit roll of '6', the attack causes two hits instead of one.

Born to Fight: Close Combat.

The model part's Close Combat Attacks gain +1 Strength and +1 Armour Penetration during a Round of Combat

- If it is the First Round of Combat.
- Or if the model part's unit is Steadfast at the start of the Round of Combat.

Cave Goblin: The model gains Insignificant.

Common Goblin: The model gains Insignificant.

Common Orc: The model part gains Born to Fight.

Fearless: If more than half of a unit's models are Fearless, the unit automatically passes Panic Tests and Decimated Tests and cannot declare a Flee Charge Reaction (unless already Fleeing). Models that are Fearless are also immune to the effects of Fear.

Feigned Flight: A unit consisting solely of models with Feigned Flight that voluntarily chooses to Flee as a Charge Reaction, and subsequently passes a Rally Test in its next Player Turn, doesn't become Shaken. Furthermore, the Reform that is made after Rallying in this case doesn't prevent the unit from moving nor from shooting (but it still counts as having moved for shooting purposes). This rule cannot be applied if a unit fails to rally on the next friendly Player Turn or involuntarily Flees, such as a result of a failed Panic Test or if it was already Fleeing when being charged.

Feral Orc: The model part gains Born to Fight and Battle Focus. The model gains Frenzy, Fearless, and Aegis (6+).

Fly: The model gains Light Troops and Swiftstride. Units composed entirely of models with Fly may make Flying Movements when performing a Move Chargers move, an Advance Move, or a March Move. When a unit makes a Flying Movement, substitute its models' Advance Rate with the first value given in brackets (X), and their March Rate with the second value given in brackets (Y). All modifiers to ground movement values are also applied to the flying values of a model. Units using Flying Movement ignore all Terrain Features and units during the Flying Movement (from their starting to their ending position), but must abide by the Unit Spacing rule at the end of the move (unless charging, when the normal exceptions to the Unit Spacing rule apply). They are still affected by the effects of the Terrain Features from which they take off and in which they land.

Forest Goblin: The model gains Insignificant and Strider (Forest).

Frenzy: A unit with at least half its models with Frenzy cannot choose Flee as Charge Reaction, and when taking Discipline Tests, apply the following:

- If it is a Panic Test, Decimated Test or Fear Test: the unit gains +2 Discipline.
- If it is a Break Test, roll the test as normal.
- If it is anyother Discipline Test, the unit suffers -2Discipline.

At the start of the Charge Phase, each of your units with at least one model with Frenzy that could Declare a Charge against an enemy unit within the unit's Advance Rate +7" (using the lowest Advance Rate among the unit's models; if a model has more than 1 Advance Rate available, use the highest one) must take a Discipline Test, called a Frenzy Test. If the test is failed, the whole unit must Declare a Charge this Player Turn. Note that Characters are never forced to charge out of their units.

Giant See, Giant Do: Universal Rule.

The model gains Born to Fight.

Git Launcher: Catapult Artillery Weapon.

Range 12-60", Shots 1, Str 5, AP 4.

This weapon follows the rules for Catapult Artillery Weapons with the following exceptions: if the weapon hits (including with a Partial Hit), instead of causing a hit with Area Attack, the unit suffers D3+1 hits with the weapon's profile. In case of a Partial Hit, neither the number of hits nor their Strength and Armour Penetration are reduced.

Hand Weapon: All models come equipped with a Hand Weapon as their default equipment. If a model has any Close Combat Weapon other than a Hand Weapon, it cannot choose to use the Hand Weapon (unless specifically stated). Hand Weapons wielded by models on foot can be used alongside a Shield, then giving Parry

Hard Target:

Harnessed: Model parts with Harnessed cannot make Supporting Attacks and cannot use Weapons. Shooting Weapons carried by model parts with Harnessed can be used by other model parts of the same model (as long as they do not have Harnessed or Inanimate). A model with at least one model part with Harnessed is considered to be mounted.

Impact Hits: At Initiative Step 10, a charging model part with Impact Hits must choose an enemy unit that is in base contact with the attacking model's Front Facing. This unit suffers a number of hits equal to the value stated in brackets (X). These hits are resolved with the attacking model part's Strength and Armour Penetration. If a model has both Grind Attacks and Impact Hits, it may only use one of these rules in the same Round of Combat (its controlling player may choose which). In multipart models, only model parts that also have Harnessed or Inanimate can use their Impact Hits. When several models in the same unit have Impact Hits, and when X is a random number (e.g. Impact Hits (D6)), roll for the number of hits separately for each model part.

Insignificant:

Light Armour: Armor +1

Light Troops: Units composed entirely of models with Light Troops are allowed to make any number of Reforms when performing Advance Moves or March Moves. They are allowed to shoot even if they Marched or Reformed. No model can end its movement with its centre further away than its March Rate from its starting position, around any obstructions (including the Unit Spacing rule). This means that when checking the distance travelled by a model, check the path the model would have taken if it was alone, with the exception that the unit as a whole cannot break the Unit Spacing rule while performing the move. If a model performed any action during the movement (such as a Sweeping Attack), the distance moved is counted from its starting position to the point on the Battlefield where it performed that action and then to its final position.

If more than half the models in a unit have Light Troops, the unit always counts as having 0 Full Ranks. Characters with Light Troops that are joined to units with one or more models without Light Troops, lose this rule for as long as they remain with the unit. An Infantry Character joined to an Infantry unit with both Light Troops and the same Size as the Character gains Light Troops for as long as it remains with the unit.

Look At 'Em Go!: Universal Rule.

After contacting a unit for the first time, a Gnasher Wrecking Team gains Running Amok!! for the remainder of the game.

Move or Fire: The attack may not be used if the attacking model has made an Advance Move, March Move, Reform or Pivot during the current Player Turn.

Oi it bites!: Units with model with Oi it bites! cannot be joined by Characters.

Orc Overseer: Universal Rule.

The Greenhide Catapult loses Insignificant, gains +1 Health Point, its Discipline is set to 7, and its Height changed to Large. When the Greenhide Catapult rolls on the Misfire Table, it may choose to lose 1 Health Point in order to reroll the dice.

Poison Attacks: If the attack successfully hits with a natural to-hit roll of '6', it automatically wounds with no to-wound roll needed. Shooting Attacks using the Hopeless Shot can only automatically wound if the first to-hit roll is a natural '6'. Note that the second to-hit roll must still be successful in order to hit the target. If the attack can be turned into more than one hit (e.g. a hit with Area Attack, Battle Focus, or Penetrating), only a single hit, chosen by the attacker, automatically wounds. All other hits must roll to wound as normal.

Pursuit Mode: Universal Rule.

The roll for the distance moved with Random Movement in the Movement Phase is subject to Maximised Roll (consider only the used 3 dice for the purpose of Shambolic).

Rage: Attack Attribute - Close Combat.

Whenever the model loses a Health Point, it gains +1 Attack Value. Whenever it gains a Health Point, it suffers -1 Attack Value.

Random Movement: The unit cannot Declare Charges and cannot move normally (Advance, March, Reform) in the Movement Phase (which also means they cannot perform Magical Moves). The model loses Swiftstride (and can never gain it), but always charges, Flees, Pursues and Overruns the distance stated in brackets. In the Movement Phase, at the end of step 2 of the the it with Random Movement moves using the rules for Pursuing units, except that they can freely choose which direction to rotate towards before rolling the Pursuit Distance, cannot move off the Board Edge and only take Dangerous Terrain Tests if they actually charge an enemy unit (they still test as normal when Fleeing, Pursuing a Broken enemy or Overrunning).

Whenever a unit with Random Movement needs a March Rate (e.g. when Post-Combat Reforming), use the potential maximum value of X as its March Rate.

Characters with Random Movement can only join units with Random Movement (by moving into contact with them during the Movement Phase or by being deployed inside), and units with Random Movement can only be joined by Characters with Random Movement. Units with Random Movement cannot enter Buildings. If a unit has several sets of Random Movement, use the one with the lowest average (in case of a tie, you may choose which version to use). A model with Random Movement cannot move in the same phase as it arrives on the Battlefield as Reinforcement (Dawn Assault) or Ambusher.

Ricochet: Models with Ricochet cannot Charge enemy units and can move through all units (friend and foe) as if they were Open Terrain. If its move is ended in contact with another unit, or within 1" of a unit that it has moved through, its move distance is extended; keep moving the model in the same direction (still moving through other units) until it can be placed 1" away from all other units. If, after an extended move, the model would end up within 1" of Impassable Terrain or in contact with the Board Edge, immediately remove the model as a casualty. If there is no legal position where it follows the Unit Spacing rule when backtracking the model's move (based on the rules for Random Movement), immediately remove the model as a casualty.

If a unit's Unit Boundary is contacted by a Ricochet model's initial move (i.e. excluding an extension of the move distance needed to clear units), this unit suffers X hits, where X corresponds to the value given in brackets (after completing the move). For this purpose, all units Engaged in the same Combat are treated as a single unit. The owner of the model with Ricochet distributes the hits between all units Engaged in this Combat as evenly as possible (after this follow the normal rules for distributing hits to models within each unit).

Enemy units cannot Charge models with Ricochet. Units (friend and foe) ignore models with Ricochet regarding the Unit Spacing rule for all movement (including Ambush). In addition, they can move onto and through models with Ricochet. However, if a unit moves into contact with a Ricochet model, it immediately (before completing the move) suffers X+D6 hits, and the model with Ricochet is removed as a casualty. This is not triggered by moves that can move through units normally (e.g. Flying Movement), unless the move is ended in contact (note that units can move into contact with multiple Ricochet models simultaneously).

Hits are resolved with the Strength and Armour Penetration of the model with Ricochet.

a) The Ricochet model cannot be placed 1" behind unit B, because unit A is too close. The model is thus moved through both units following its original direction. Only unit B suffers the Ricochet hits as unit A is not within the initial Shambolic move.

b) After moving through units, the Ricochet model comes into contact with Impassable Terrain and is thus removed as a casualty. The Ricochet model moves through at least one unit Engaged in the Combat, inflicting 5 hits in total, which are distributed evenly amongst all units in the combat.

Rows of Teeth: Gnashers can make Supporting Attacks even though they have Harnessed. Their Goblin Riders cannot make Supporting Attacks. Gnasher Dashers gain Impact Hits with the following exception instead of causing a number of hits per charging model, a charging Gnasher Dasher unit of up to 5 models causes D3 hits to a single enemy unit in base contact with the unit's Front Facing, while a unit of 6 or more Gnasher Dashers inflicts 2D3 hits instead.

Scoring: Units with at least one model with Scoring are considered to be Scoring Units, which are used for winning Secondary Objectives (see section XVI.2 "Scoring Secondary Objectives", page 67). Every army needs a few Scoring units to be able to complete Secondary Objectives, which is why units with Scoring are marked in the Army Books with a special pennant icon:

- Scoring can be lost during the game:
- A unit that is Fleeing loses Scoring for as long as it is Fleeing.
 - An Ambushing unit that enters the Battlefield on Game Turn 4 or later loses Scoring.
 - A unit that has performed a Post-Combat Reform loses Scoring until the start of the following Player Turn.

Scout: At step 8 of the Pre-Game Sequence (after Spell Selection) an army that includes units with Scout must state which of its units with Scout will use it, starting with the player that picked the Deployment Zone. Deploy your army as usual, but without deploying any of the Scouting units. These units are placed after all other non-Scouting units have been deployed. They can either be deployed in your Deployment Zone, using the normal rules, or they can be deployed outside the Deployment Zone, but must be more than 18" away from any enemy units. This is decreased to 12" if the Scouting unit is deployed entirely within a Forest, Ruins, Field, Building, or Water Terrain Feature. Scouting units that are deployed outside their player's Deployment Zone may not Declare Charges in the first Player Turn (if their side has the first turn). If both players have Scouting units, alternate deploying one unit at a time, starting with the player that finished deploying first.

Shambolic: Units with Shambolic models cannot be joined by Characters. When rolling the distance of a Random Movement move with a Shambolic unit, if all the dice show the same result, the unit loses D3 Health Points (with no saves of any kind allowed), and then moves in a random direction instead of the chosen direction. When units with Shambolic touch the Board Edge, stop 1" away from Impassable Terrain, or come into contact with or move inside any Terrain Feature other than Open Terrain or Hills, all models in the unit must take a Dangerous Terrain (2) Test.

Shield: +1 Armour Hand Weapons wielded by models on foot can be used alongside a Shield, then giving Parry.

Strider: The model automatically passes Dangerous Terrain Tests taken due to Terrain. If more than half of a unit's models have Strider, the unit never loses their Steadfast or Rank Bonus due to Terrain. Sometimes Strider is linked to a specific type of Terrain, stated in brackets. In this case, models with Strider are considered Striders only when interacting with such type of Terrain.

They're Everywhere!: Special Attack. When a Gnasher Herd Breaks from Combat, it is removed as a casualty at the end of step 7 of the Round of Combat Sequence (after taking Break Tests), and all units within 6" suffer 1 hit for every 5 Gnashers in the Gnasher Herd, rounding fractions down. Hits are resolved with Strength 5 and Armour Penetration 2.

Throwing Weapons: Range 8", Shots 2, FO Same as user, AP Same as user, Accurate, Quick to Fire

Unstable:

Vanguard: After Deployment (including units with Scout), models with Vanguard may perform a 12" move. The move is performed as an Advance Move in the Movement Phase, including any actions and restrictions the unit would normally have (such as Wheeling, Reforming, joining units, leaving units and so on). The 12" distance is used instead of the unit's Advance Rate and March Rate. This move cannot be used to move within 12" of enemy units. This is decreased to 6" for enemy units which have either Scouted or Vanguarded. Units that have moved in this way may not Declare Charges in the first Player Turn (if their side has the first turn). If both players have units with Vanguard, alternate moving units one at a time, starting with the player that finished deploying last. Instead of moving a unit, a player may declare to not move any more Vanguarding units.

War Machine: The model cannot Pursue, Declare Charges or Declare Flee as Charge Reaction. Characters can never join units with War Machines, and Characters with War Machine cannot join units at all. When a War Machine fails a Panic Test, instead of Fleeing it is Shaken until the end of the next Player Turn. War Machines that fail a Break Test are automatically destroyed. War Machines and units Engaged in Combat with them cannot make Combat Reforms. When a unit charges a War Machine, it can move into base contact by having its Front Facing contact any point of the War Machine's base (it must still maximise the number of models in base contact, see subsection II.1.A "Bases and Base Contact", page 4 and Figure 1 page 4). No Align Move is allowed. Ignore the War Machine's Facing, as it does not have any due to its round base.

Wizard Apprentice: - Knows 1 spell.
- Can select between the Learned Spell 1 of its chosen Path and the Hereditary Spell of its army.
The Wizard selects its spells as described in Spell Selection

Qr codes of your army

You can print this page to have all your army's units qrcode and cut them to stick them on your units, with them you can directly access to the unit's profil with your phone.

Common Orc Chief #1	Common Goblin Chief #1	Common Shaman #1	Forest Orcs Eadbas #1	Gnasher Wrecking Team #1	Gnasher Wrecking Team #2	Scout Goblin Raiders #1	Scout Goblin Raiders #2	Scout Wagon	Catapults Orc Overseer #1	Catapults Orc Overseer #2	Git Launcher with Orc Overseer #1	Git Launcher with Orc Overseer #2	Git Launcher with Orc Overseer #3