



DREAD ELVES

TOURNEY 3500 - 2 480 POINTS



0 pts (0.00 %) 910 pts (26.00 %) 770 pts (22.00 %) 330 pts (9.00 %) 400 pts (11.00 %) 400 pts (11.00 %)

Characters **Core** **Special** **Raiders** **Destroyers** **The Menagerie**

(40 Max) (25 Least) (0 NoLimit) (20 Max) (15 Max) (30 Max)

Core



POKIES

Silexian Spears **x40** - Standard - Infantry - 20x20

580 POINTS



Global	Adv	Mar	Dis	Model Rules		
	5"	10"	8	Scoring, Academy Training		
Defensive	HP	Def	Res	Arm		
	1	4	3	0	Light Armour, Shield	
Offensive	Att	Off	Str	Ap	Agi	
Silexian Spear	1	4	3	0	5	Lightning Reflexes, Ruthless Efficiency, Spear

Options

Champion • Musician • Standard Bearer



PEW PEWS

Silexian Auxiliaries **x10** - Standard - Infantry - 20x20

165 POINTS



Global	Adv	Mar	Dis	Model Rules		
	5"	10"	8	Scoring, Academy Training, Suppressing Volley		
Defensive	HP	Def	Res	Arm		
	1	4	3	0	Light Armour, Shield	
Offensive	Att	Off	Str	Ap	Agi	
Silexian Auxiliary	1	4	3	0	5	Lightning Reflexes, March and Shoot, Ruthless Efficiency, Repeater Crossbow



PEW PEW TWO

Silexian Auxiliaries **x10** - Standard - Infantry - 20x20

165 POINTS



Global	Adv	Mar	Dis	Model Rules		
	5"	10"	8	Scoring, Academy Training, Suppressing Volley		
Defensive	HP	Def	Res	Arm		
	1	4	3	0	Light Armour, Shield	
Offensive	Att	Off	Str	Ap	Agi	
Silexian Auxiliary	1	4	3	0	5	Lightning Reflexes, March and Shoot, Ruthless Efficiency, Repeater Crossbow

Special



DINO RIDERS

Dread Knights **x5** - Standard - Cavalry - 25x50


295 POINTS



Global	Adv	Mar	Dis	Model Rules	
--------	-----	-----	-----	-------------	--

<i>Global</i>	<i>Adv</i>	<i>Mar</i>	<i>Dis</i>	<i>Model Rules</i>		
	7"	14"	9	Scoring, Scent of Blood		
<i>Defensive</i>	<i>HP</i>	<i>Def</i>	<i>Res</i>	<i>Arm</i>		
	1	5	3	2	Heavy Armour, Shield	
<i>Offensive</i>	<i>Att</i>	<i>Off</i>	<i>Str</i>	<i>Ap</i>	<i>Agi</i>	
DreadKnight	2	5	4	1	6	Lightning Reflexes, Ruthless Efficiency
Coastal Raptor	2	3	4	1	3	Harnessed, Lethal Strike


Options	Champion
----------------	----------



DINO RIDERS 2


Dread Knights **x5** - Standard - Cavalry - 25x50

295 POINTS



<i>Global</i>	<i>Adv</i>	<i>Mar</i>	<i>Dis</i>	<i>Model Rules</i>		
	7"	14"	9	Scoring, Scent of Blood		
<i>Defensive</i>	<i>HP</i>	<i>Def</i>	<i>Res</i>	<i>Arm</i>		
	1	5	3	2	Heavy Armour, Shield	
<i>Offensive</i>	<i>Att</i>	<i>Off</i>	<i>Str</i>	<i>Ap</i>	<i>Agi</i>	
DreadKnight	2	5	4	1	6	Lightning Reflexes, Ruthless Efficiency
Coastal Raptor	2	3	4	1	3	Harnessed, Lethal Strike


Options	Champion
----------------	----------



FLAPPIES


Harpies **x10** - Standard - Beast - 20x20

180 POINTS



<i>Global</i>	<i>Adv</i>	<i>Mar</i>	<i>Dis</i>	<i>Model Rules</i>		
	5"	10"	6	Light Troops, Skirmisher, Swiftstride, Insignificant, Fly		
	10"	18"				
<i>Defensive</i>	<i>HP</i>	<i>Def</i>	<i>Res</i>	<i>Arm</i>		
	1	3	3	0	Hard Target (1, 1)	
<i>Offensive</i>	<i>Att</i>	<i>Off</i>	<i>Str</i>	<i>Ap</i>	<i>Agi</i>	
Harpy	2	3	4	0	4	Devastating Charge


Destroyers



DREAD REAPER #1

Repeater Battery - Standard - Construct - 60

200 POINTS



<i>Global</i>	<i>Adv</i>	<i>Mar</i>	<i>Dis</i>	<i>Model Rules</i>		
	5"	5"	8	War Machine		
<i>Defensive</i>	<i>HP</i>	<i>Def</i>	<i>Res</i>	<i>Arm</i>		
	4	1	4	0	Light Armour	
<i>Offensive</i>	<i>Att</i>	<i>Off</i>	<i>Str</i>	<i>Ap</i>	<i>Agi</i>	
Crew	2	4	3	0	5	Lightning Reflexes, Ruthless Efficiency, Daeb Bolt Thrower (3+, 3+)



DREAD REAPER #2

Repeater Battery - Standard - Construct - 60

200 POINTS



<i>Global</i>	<i>Adv</i>	<i>Mar</i>	<i>Dis</i>	<i>Model Rules</i>	
	5"	5"	8	War Machine	
<i>Defensive</i>	<i>HP</i>	<i>Def</i>	<i>Res</i>	<i>Arm</i>	
	4	1	4	0	Light Armour
<i>Offensive</i>	<i>Att</i>	<i>Off</i>	<i>Str</i>	<i>Ap</i>	<i>Agi</i>
Crew	2	4	3	0	5
Lightning Reflexes, Ruthless Efficiency, Daeb Bolt Thrower (3+, 3+)					

The Menagerie



HIDERA

Hydra - Gigantic - Beast - 50x100

400 POINTS



<i>Global</i>	<i>Adv</i>	<i>Mar</i>	<i>Dis</i>	<i>Model Rules</i>	
	6"	12"	8	Cut one off..., Rage - Hydra	
<i>Defensive</i>	<i>HP</i>	<i>Def</i>	<i>Res</i>	<i>Arm</i>	
	6	4	5	3	Fortitude
<i>Offensive</i>	<i>Att</i>	<i>Off</i>	<i>Str</i>	<i>Ap</i>	<i>Agi</i>
Hydra	5	4	5	2	3
Harnessed, Poison Attacks, Breath Attack					
Lashmaster(2)	1	4	3	0	5
Lightning Reflexes, Ruthless Efficiency					

Magics

Racial Trait Spell

	<i>Casting</i>	<i>Range</i>	<i>Type</i>	<i>Duration</i>
Curse of the Phantom Queen				
<i>Mf</i>	7+	24"	Translation missing: en.magic_spell.type_target.Hex	One Turn
Whenever a model that is the target of this spell inflicts a Health Point loss against an enemy unit, the model's unit suffers 1 hit with Strength 4, Armour Penetration 2, and Magical Attacks. These hits are considered Ranged Attacks that are distributed by the attacking unit's owner. Only consider Health Point losses caused by Close Combat Attacks, Shooting Attacks, Special Attacks, and spells with duration Instant for this purpose. No Health Pool can generate more hits this way than it had Health Points before the Health Point loss.				

Model Rules

Academy Training: Units with more than half of their models with Academy Training are considered Academy Trained. While within 8" of one or more other non-Fleeing, friendly Academy Trained units, Academy Trained units:

- Gain Devastating Charge (+1" Adv) when declaring their first Charge in any Charge Phase. The effect lasts until the end of the Charge Phase. Characters without Academy Training that Charge out of the unit are not affected.
- Count as having one additional Full Rank for the purpose of Steadfast and Disrupted if they have at least one Full Rank.

Breath Attack:

Cut one off...: Universal Rule.

For each successful Fortitude Save roll of a natural '6', the model disregards another simultaneously suffered wound. If there aren't enough simultaneously suffered wounds to disregard, the model immediately Recovers 1 Health Point instead.

Daeb Bolt Thrower: Range 24", Shots 8, Str 5, AP 2. Note that the model can move and shoot.

Devastating Charge: Attacks & Weapons, Melee

A charging model part with Devastating Charge, or using a weapon with Devastating Charge, gains the Model Rules and Characteristic modifiers stated in brackets. For example, a charging model part with Devastating Charge (+1 Strength, Poison Attacks) gains +1 Strength and Poison Attacks when it is charging. This rule is cumulative: a model part with several instances of Devastating Charge applies all Attack Attributes and Characteristics modifiers from all of them when charging.

Fly: The model gains Light Troops and Swiftstride. Units composed entirely of models with Fly may make Flying Movements when performing a Move

Chargers move, an Advance Move, or a March Move. When a unit makes a Flying Movement, substitute its models' Advance Rate with the first value given in brackets (X), and their March Rate with the second value given in brackets (Y). All modifiers to ground movement values are also applied to the flying values of a model. Units using Flying Movement ignore all Terrain Features and units during the Flying Movement (from their starting to their ending position), but must abide by the Unit Spacing rule at the end of the move (unless charging, when the normal exceptions to the Unit Spacing rule apply). They are still affected by the effects of the Terrain Features from which they take off and in which they land.

Fortitude: Fortitude is a Special Save. Fortitude Saves cannot be taken against attacks with Lethal Strike that rolled a natural 6+ to wound, or against attacks with Flaming Attacks

Hard Target:

Harnessed: Model parts with Harnessed cannot make Supporting Attacks and cannot use Weapons. Shooting Weapons carried by model parts with Harnessed can be used by other model parts of the same model (as long as they do not have Harnessed or Inanimate). A model with at least one model part with Harnessed is considered to be mounted.

Heavy Armour: +2 Armor

Insignificant:

Lethal Strike: If the attack wounds with a natural to-wound roll of 6+, its Armour Penetration is set to 10 and the target of the attack cannot take a Regeneration save against it.

Light Armour: Armor +1

Light Troops: Units composed entirely of models with Light Troops are allowed to make any number of Reforms when performing Advance Moves or March Moves. They are allowed to shoot even if they Marched or Reformed. No model can end its movement with its centre further away than its March Rate from its starting position, around any obstructions (including the Unit Spacing rule). This means that when checking the distance travelled by a model, check the path the model would have taken if it was alone, with the exception that the unit as a whole cannot break the Unit Spacing rule while performing the move. If a model performed any action during the movement (such as a Sweeping Attack), the distance moved is counted from its starting position to the point on the Battlefield where it performed that action and then to its final position.

If more than half the models in a unit have Light Troops, the unit always counts as having 0 Full Ranks. Characters with Light Troops that are joined to units with one or more models without Light Troops, lose this rule for as long as they remain with the unit. An Infantry Character joined to an Infantry unit with both Light Troops and the same Size as the Character gains Light Troops for as long as it remains with the unit.

Lightning Reflexes: Close Combat

A Close Combat Attack with Lightning Reflexes gains a +1 to-hit modifier. Model parts with this Attack Attribute wielding Great Weapons do not gain this +1 to-hit modifier, but strike with the Great Weapon at the Initiative Step corresponding to their Agility instead of always striking at Initiative Step 0.

March and Shoot:

Poison Attacks: If the attack successfully hits with a natural to-hit roll of '6', it automatically wounds with no to-wound roll needed. Shooting Attacks using the Hopeless Shot can only automatically wound if the first to-hit roll is a natural '6'. Note that the second to-hit roll must still be successful in order to hit the target. If the attack can be turned into more than one hit (e.g. a hit with Area Attack, Battle Focus, or Penetrating), only a single hit, chosen by the attacker, automatically wounds. All other hits must roll to wound as normal.

Rage - Hydra: Attack Attribute – Close Combat.

Whenever the model loses a Health Point, it gains +1 Attack Value. Whenever it gains a Health Point, it suffers -1 Attack Value.

Repeater Crossbow: Range 18", Shots 2, Str 3, AP 0. When shooting from Short Range, the weapon gains +1 Armour Penetration.

Ruthless Efficiency: Close Combat

The attack gains +1 to wound during the First Round of Combat.

Scent of Blood: The model gains Fearless and Frenzy while Engaged in Combat. In addition, the model gains Devastating Charge (+1" Adv) with the following restrictions:

- The Charged unit has at least one Health Pool that contains fewer Health Points than it did when the unit was deployed or otherwise entered the Battlefield.
- The effect ends immediately before the unit declares a new Charge.

Scoring: Units with at least one model with Scoring are considered to be Scoring Units, which are used for winning Secondary Objectives (see section XVI.2 "Scoring Secondary Objectives", page 67). Every army needs a few Scoring units to be able to complete Secondary Objectives, which is why units with Scoring are marked in the Army Books with a special pennant icon:

Scoring can be lost during the game:

- A unit that is Fleeing loses Scoring for as long as it is Fleeing.
- An Ambushing unit that enters the Battlefield on Game Turn 4 or later loses Scoring.
- A unit that has performed a Post-Combat Reform loses Scoring until the start of the following Player Turn.

Shield: +1 Armour Hand Weapons wielded by models on foot can be used alongside a Shield, then giving Parry.

Skirmisher: The model can draw Lines of Sight in any direction (i.e. it is not limited by the Front Arc) from any point on its base (remember that Charge Moves are limited by a single Wheel of no more than 90°, and that Stand and Shoot Charge Reactions can only be done against enemies in the Front Arc) and can always use Shooting Attacks from any rank (they are not limited to shooting from first and second rank).

Units with at least one R&F model with Skirmisher are formed into a skirmish formation. They are not placed in base to base contact with each other. Instead, models are placed with a 12.5 mm distance between them. This gap is considered part of the unit for Cover purposes, and will have the same Size as the models in the unit. Other than this gap between models, units with Skirmisher follow the normal rules for forming units and therefore have a Front, two Flanks, a Rear, can perform Supporting Attacks, and so on. Units in skirmish formation gain Hard Target and Light Troops, never block Line of Sight, and when units in skirmish formation would contribute to Hard Cover, they contribute to Soft Cover instead.

Spear:

Suppressing Volley: Universal Rule.

At the start of each friendly Charge Phase, each unengaged non-Shaken friendly Silexian Auxiliaries unit. with at least one Full Rank may nominate a

single. unengaged enemy unit within 18" and within Line of Sight. If so, the Silexian Auxiliaries unit cannot declare any Charges during this Charge Phase. Until the end of the Player Turn, the nominated enemy unit suffers -1 to-hit against Charging Academy Trained units. Nominating a unit from more than one Silexian Auxiliaries unit has no stacking effect.

Swiftstride: When a unit composed entirely of models with Swiftstride rolls Charge Range, Flee Distance, Pursuit Distance or Overrun Distance, it rolls an additional D6 (normally this will lead to rolling 3D6) and discards the lowest D6 rolled.

War Machine: The model cannot Pursue, Declare Charges or Declare Flee as Charge Reaction. Characters can never join units with War Machines, and Characters with War Machine cannot join units at all.

When a War Machine fails a Panic Test, instead of Fleeing it is Shaken until the end of the next Player Turn. War Machines that fail a Break Test are automatically destroyed. War Machines and units Engaged in Combat with them cannot make Combat Reforms.

When a unit charges a War Machine, it can move into base contact by having its Front Facing contact any point of the War Machine's base (it must still maximise the number of models in base contact, see subsection II.1.A "Bases and Base Contact", page 4 and Figure 1 page 4). No Align Move is allowed. Ignore the War Machine's Facing, as it does not have any due to its round base.

Qr codes of your army

You can print this page to have all your army's units qrcode and cut them to stick them on your units, with them you can directly access to the unit's profil with your phone.

