



ORCS AND GOBLINS

LISTE OFF - 3 625 POINTS



970 pts (22.00 %) **1075 pts (24.00 %)** 280 pts (6.00 %) 0 pts (0.00 %) 1300 pts (29.00 %)
Characters **Core** **Special** **Death from Above** **Big 'n Nasty**
 (40 Max) (25 Least) (0 NoLimit) (15 Max) (30 Max)

Characters



SEIGNEUR DE GUERRE ORQUE SAUVAGE #1

Orc Warlord - Standard - Infantry - 25x25

440 POINTS



Global	Adv	Mar	Dis	Model Rules		
	4"	8"	9	Fearless		
Defensive	HP	Def	Res	Arm		
	3	5	5	0	Aegis	
Offensive	Att	Off	Str	Ap	Agi	
Orc Warlord	4	6	5	2	4	Born to Fight, Weapon Master, Hand Weapon

Options	Shield • Feral Orc • Light Armour • Omen of the Apocalypse • Basalt Infusion
----------------	--



SEIGNEUR DE GUERRE ORQUE EN FER #1

Orc Warlord - Standard - Infantry - 25x25

405 POINTS



Global	Adv	Mar	Dis	Model Rules		
	4"	8"	9	Fearless, Frenzy		
Defensive	HP	Def	Res	Arm		
	3	7	5	0	Aegis, Plate Armour	
Offensive	Att	Off	Str	Ap	Agi	
Orc Warlord	4	6	5	2	4	Battle Focus, Born to Fight, Hand Weapon

Options	Paired Weapons • Iron Orc • Talisman of Shielding • Shady Shanking
----------------	--



CAID GOBELIN COMMUN #1

Goblin Chief - Standard - Infantry - 20x20

125 POINTS



Global	Adv	Mar	Dis	Model Rules		
	4"	8"	7	Insignificant		
Defensive	HP	Def	Res	Arm		
	2	4	4	0	Light Armour, Shield	
Offensive	Att	Off	Str	Ap	Agi	
Common Goblin Chief	3	4	4	1	4	Common Goblin, Hand Weapon

Options	Battle Standard Bearer
----------------	------------------------

Core



ORQUES SAUVAGES #1

Feral Orcs x40 - Standard - Infantry - 25x25

595 POINTS



Global	Adv	Mar	Dis	Model Rules	
	4"	8"	7	Scoring, Frenzy	
Defensive	HP	Def	Res	Arm	

<i>Defensive</i>	<i>HP</i>	<i>Def</i>	<i>Res</i>	<i>Arm</i>	
	1	2	4	0	Aegis (6+)
<i>Offensive</i>	<i>Att</i>	<i>Off</i>	<i>Str</i>	<i>Ap</i>	<i>Agi</i>
Feral Orc	1	3	3	0	2

Battle Focus, Born to Fight, Feral Orc

Options	Paired Weapons • Champion • Musician • Standard Bearer • Green Tide
----------------	---

	ORQUES SAUVAGES SUR SANGLIER #1 Feral Orc Boar Riders x5 - Standard - Cavalry - 25x50	150 POINTS	
--	---	-------------------	---

<i>Global</i>	<i>Adv</i>	<i>Mar</i>	<i>Dis</i>		<i>Model Rules</i>
	7"	14"	7		Scoring, Frenzy

<i>Defensive</i>	<i>HP</i>	<i>Def</i>	<i>Res</i>	<i>Arm</i>	
	1	2	4	2	Aegis (6+)



<i>Offensive</i>	<i>Att</i>	<i>Off</i>	<i>Str</i>	<i>Ap</i>	<i>Agi</i>
Orc Boar Rider	1	3	3	0	2

Battle Focus, Born to Fight, Feral Orc, Devastating Charge, Light Lance

War Boar	1	3	4	1	3
----------	---	---	---	---	---

Harnessed, Devastating Charge


Options	Musician
----------------	----------

	GOBELINS COMMUNS #1 Goblins x20 - Standard - Infantry - 20x20	185 POINTS	
--	---	-------------------	---

<i>Global</i>	<i>Adv</i>	<i>Mar</i>	<i>Dis</i>		<i>Model Rules</i>
	4"	8"	6		Scoring, Insignificant

<i>Defensive</i>	<i>HP</i>	<i>Def</i>	<i>Res</i>	<i>Arm</i>	
	1	2	3	0	

<i>Offensive</i>	<i>Att</i>	<i>Off</i>	<i>Str</i>	<i>Ap</i>	<i>Agi</i>
Common Goblin	1	2	3	0	2

	MOUNT SHADY GIT
---	------------------------

<i>Global</i>	<i>Adv</i>	<i>Mar</i>	<i>Dis</i>		<i>Model Rules</i>
	4"	8"	6		Sneaky!, Insignificant

<i>Defensive</i>	<i>HP</i>	<i>Def</i>	<i>Res</i>	<i>Arm</i>	
	1	4	3	0	Light Armour

<i>Offensive</i>	<i>Att</i>	<i>Off</i>	<i>Str</i>	<i>Ap</i>	<i>Agi</i>
Shady Git	2	4	3	0	3

Common Goblin, Lethal Strike, Paired Weapons

Options	Shady Git x2 • Musician • Standard Bearer • Shield • Banner of Discipline
----------------	---

	PILLARDS GOBELINS COMMUNS #1 Goblin Raiders x8 - Standard - Cavalry - 25x50	145 POINTS	
--	---	-------------------	---

<i>Global</i>	<i>Adv</i>	<i>Mar</i>	<i>Dis</i>		<i>Model Rules</i>
	9"	18"	6		Feigned Flight, Vanguard, Light Troops, Insignificant

<i>Defensive</i>	<i>HP</i>	<i>Def</i>	<i>Res</i>	<i>Arm</i>	
	1	2	3	1	

<i>Offensive</i>	<i>Att</i>	<i>Off</i>	<i>Str</i>	<i>Ap</i>	<i>Agi</i>
Goblin Raider	1	2	3	0	2

Harnessed

Wolf	1	3	3	0	3
------	---	---	---	---	---

Harnessed

Scuttler Spider	1	3	3	0	4
-----------------	---	---	---	---	---

Harnessed, Poison Attacks

Special



MEUTE DE GNIARKS #1
Gnasher Herd x10 - Standard - Beast - 20x20

140 POINTS



Global	Adv	Mar	Dis	Model Rules		
	5"	10"	5	Fearless, Oi it bites!, Insignificant		
Defensive	HP	Def	Res	Arm		
	1	4	3	0		
Offensive	Att	Off	Str	Ap	Agi	
Gnasher	2	4	5	2	4	They're Everywhere!



MEUTE DE GNIARKS #2
Gnasher Herd x10 - Standard - Beast - 20x20

140 POINTS



Global	Adv	Mar	Dis	Model Rules		
	5"	10"	5	Fearless, Oi it bites!, Insignificant		
Defensive	HP	Def	Res	Arm		
	1	4	3	0		
Offensive	Att	Off	Str	Ap	Agi	
Gnasher	2	4	5	2	4	They're Everywhere!

Big 'n Nasty



IDOLE DES DIEUX VERTS #1
Great Green Idol - Gigantic - Infantry - 100x100

370 POINTS



Global	Adv	Mar	Dis	Model Rules		
	6"	12"	8	Fearless, Supernal, Smash 'Em Flat		
Defensive	HP	Def	Res	Arm		
	6	2	8	3		
Offensive	Att	Off	Str	Ap	Agi	
Great Green Idol	3	2	6	3	2	Impact Hits (D3, D3), Crush Attack



IDOLE DES DIEUX VERTS #2
Great Green Idol - Gigantic - Infantry - 100x100

370 POINTS



Global	Adv	Mar	Dis	Model Rules		
	6"	12"	8	Fearless, Supernal, Smash 'Em Flat		
Defensive	HP	Def	Res	Arm		
	6	2	8	3		
Offensive	Att	Off	Str	Ap	Agi	
Great Green Idol	3	2	6	3	2	Impact Hits (D3, D3), Crush Attack



GEANT #1
Giant - Gigantic - Infantry - 50x75

280 POINTS



Global	Adv	Mar	Dis	Model Rules		
	7"	14"	8	Giant See, Giant Do		
Defensive	HP	Def	Res	Arm		
	7	3	5	1		
Offensive	Att	Off	Str	Ap	Agi	
Giant	5	3	5	2	3	Rage



GEANT #2

Giant - Gigantic - Infantry - 50x75

280 POINTS



Global	Adv	Mar	Dis	Model Rules	
	7"	14"	8	Giant See, Giant Do	
Defensive	HP	Def	Res	Arm	
	7	3	5	1	
Offensive	Att	Off	Str	Ap	Agi
Giant	5	3	5	2	3

Magics

Racial Trait Spell

	Casting	Range	Type	Duration
Bring the Pain				
Mf	8+	18"	Translation missing: en.magic_spell.type_target.Hex	One Turn
Failed to-hit rolls with Close Combat Attacks against the target must be rerolled.				

Magic items

Basalt Infusion: The wearer gains +1 Armour and Aegis (3+, against Flaming Attacks). The wearer automatically fails all Fortitude Saves.

Omen of the Apocalypse: Roll a single D3 at the Initiative Step in which the wielder is attacking. During this Initiative Step, the wielder gains a modifier equal to the result of the D3 roll to its Attack Value, Strength, and Armour Penetration while using this weapon. Attacks made with this weapon become Magical Attacks.

Shady Shankng: Attacks made with this weapon gain Lightning Reflexes, Lethal Strike, and become Magical Attacks. When fighting a Duel, failed to-wound rolls with attacks with this weapon must be rerolled.

Talisman of Shielding: The bearer gains Aegis (5+).

Magic banners

Green Tide: 0-3 Banners per Army.
The bearer's unit gains Fight in Extra Rank.

Banner of Discipline: The bearer's unit may reroll failed Panic Tests. If the Battle Standard Bearer or the General is part of the bearer's unit, it automatically passes Panic Tests instead.

Model Rules

Aegis:

Battle Focus: If the attack hits with a natural to-hit roll of '6', the attack causes two hits instead of one.

Born to Fight: Close Combat.

The model part's Close Combat Attacks gain +1 Strength and +1 Armour Penetration during a Round of Combat

- If it is the First Round of Combat.
- Or if the model part's unit is Steadfast at the start of the Round of Combat.

Common Goblin: The model gains Insignificant.

Crush Attack:

Devastating Charge: Attacks & Weapons, Melee

A charging model part with Devastating Charge, or using a weapon with Devastating Charge, gains the Model Rules and Characteristic modifiers stated in brackets. For example, a charging model part with Devastating Charge (+1 Strength, Poison Attacks) gains +1 Strength and Poison Attacks when it is charging. This rule is cumulative: a model part with several instances of Devastating Charge applies all Attack Attributes and Characteristics modifiers from all of them when charging.

Fearless: If more than half of a unit's models are Fearless, the unit automatically passes Panic Tests and Decimated Tests and cannot declare a Flee Charge Reaction (unless already Fleeing). Models that are Fearless are also immune to the effects of Fear.

Feigned Flight: A unit consisting solely of models with Feigned Flight that voluntarily chooses to Flee as a Charge Reaction, and subsequently passes a Rally Test in its next Player Turn, doesn't become Shaken. Furthermore, the Reform that is made after Rallying in this case doesn't prevent the unit from moving nor from shooting (but it still counts as having moved for shooting purposes). This rule cannot be applied if a unit fails to rally on the next friendly Player Turn or involuntarily Flees, such as a result of a failed Panic Test or if it was already Fleeing when being charged.

Feral Orc: The model part gains Born to Fight and Battle Focus. The model gains Frenzy, Fearless, and Aegis (6+).

Frenzy: A unit with at least half its models with Frenzy cannot choose Flee as Charge Reaction, and when taking Discipline Tests, apply the following:

- If it is a Panic Test, Decimated Test or Fear Test: the unit gains +2 Discipline.
- If it is a Break Test, roll the test as normal.
- If it is anyother Discipline Test, the unit suffers -2Discipline.

At the start of the Charge Phase, each of your units with at least one model with Frenzy that could Declare a Charge against an enemy unit within the unit's Advance Rate +7" (using the lowest Advance Rate among the unit's models; if a model has more than 1 Advance Rate available, use the highest one) must take a Discipline Test, called a Frenzy Test. If the test is failed, the whole unit must Declare a Charge this Player Turn. Note that Characters are never forced to charge out of their units.

Giant See, Giant Do: Universal Rule.
The model gains Born to Fight.

Hand Weapon: All models come equipped with a Hand Weapon as their default equipment. If a model has any Close Combat Weapon other than a Hand Weapon, it cannot choose to use the Hand Weapon (unless specifically stated). Hand Weapons wielded by models on foot can be used alongside a Shield, then giving Parry

Harnessed: Model parts with Harnessed cannot make Supporting Attacks and cannot use Weapons. Shooting Weapons carried by model parts with Harnessed can be used by other model parts of the same model (as long as they do not have Harnessed or Inanimate). A model with with at least one model part with Harnessed is considered to be mounted.

Impact Hits: At Initiative Step 10, a charging model part with Impact Hits must choose an enemy unit that is in base contact with the attacking model's Front Facing. This unit suffers a number of hits equal to the value stated in brackets (X). These hits are resolved with the attacking model part's Strength and Armour Penetration. If a model has both Grind Attacks and Impact Hits, it may only use one of these rules in the same Round of Combat (its controlling player may choose which). In multipart models, only model parts that also have Harnessed or Inanimate can use their Impact Hits. When several models in the same unit have Impact Hits, and when X is a random number (e.g. Impact Hits (D6)), roll for the number of hits separately for each model part.

Insignificant:

Light Armour: Armor +1

Light Lance:

Light Troops: Units composed entirely of models with Light Troops are allowed to make any number of Reforms when performing Advance Moves or March Moves. They are allowed to shoot even if they Marched or Reformed. No model can end its movement with its centre further away than its March Rate from its starting position, around any obstructions (including the Unit Spacing rule). This means that when checking the distance travelled by a model, check the path the model would have taken if it was alone, with the exception that the unit as a whole cannot break the Unit Spacing rule while performing the move. If a model performed any action during the movement (such as a Sweeping Attack), the distance moved is counted from its starting position to the point on the Battlefield where it performed that action and then to its final position.

If more than half the models in a unit have Light Troops, the unit always counts as having 0 Full Ranks. Characters with Light Troops that are joined to units with one or more models without Light Troops, lose this rule for as long as they remain with the unit. An Infantry Character joined to an Infantry unit with both Light Troops and the same Size as the Character gains Light Troops for as long as it remains with the unit.

Oi it bites!: Units with model with Oi it bites! cannot be joined by Characters.

Plate Armour: +3 Armor

Poison Attacks: If the attack successfully hits with a natural to-hit roll of '6', it automatically wounds with no to-wound roll needed. Shooting Attacks using the Hopeless Shot can only automatically wound if the first to-hit roll is a natural '6'. Note that the second to-hit roll must still be successful in order to hit the target. If the attack can be turned into more than one hit (e.g. a hit with Area Attack, Battle Focus, or Penetrating), only a single hit, chosen by the attacker, automatically wounds. All other hits must roll to wound as normal.

Rage: Attack Attribute - Close Combat.

Whenever the model loses a Health Point, it gains +1 Attack Value. Whenever it gains a Health Point, it suffers -1 Attack Value.

Scoring: Units with at least one model with Scoring are considered to be Scoring Units, which are used for winning Secondary Objectives (see section XVI.2 "Scoring Secondary Objectives", page 67). Every army needs a few Scoring units to be able to complete Secondary Objectives, which is why units with Scoring are marked in the Army Books with a special pennant icon:

Scoring can be lost during the game:

- A unit that is Fleeing loses Scoring for as long as it is Fleeing.
- An Ambushing unit that enters the Battlefield on Game Turn 4 or later loses Scoring.
- A unit that has performed a Post-Combat Reform loses Scoring until the start of the following Player Turn.

Shield: +1 Armour Hand Weapons wielded by models on foot can be used alongside a Shield, then giving Parry.

Smash 'Em Flat: Universal Rule.

Natural to-wound rolls of '1' with Melee Attacks from units within 6" of a friendly Great Green Idol must be rerolled.

Break Tests taken by units within 6" of one or more friendly Engaged Great Green Idols are subject to Minimised Roll.

Supernal:

They're Everywhere!: Special Attack.

When a Gnasher Herd Breaks from Combat, it is removed as a casualty at the end of step 7 of the Round of Combat Sequence (after taking Break Tests), and all units within 6" suffer 1 hit for every 5 Gnashers in the Gnasher Herd, rounding fractions down. Hits are resolved with Strength 5 and Armour Penetration 2.

Vanguard: After Deployment (including units with Scout), models with Vanguard may perform a 12" move. The move is performed as an Advance Move in the Movement Phase, including any actions and restrictions the unit would normally have (such as Wheeling, Reforming, joining units, leaving units and so on). The 12" distance is used instead of the unit's Advance Rate and March Rate. This move cannot be used to move within 12" of enemy units. This is decreased to 6" for enemy units which have either Scouted or Vanguarded. Units that have moved in this way may not Declare Charges in the first Player Turn (if their side has the first turn). If both players have units with Vanguard, alternate moving units one at a time, starting with the player that finished deploying last. Instead of moving a unit, a player may declare to not move any more Vanguarding units.

Weapon Master:

Qr codes of your army

You can print this page to have all your army's units qrcode and cut them to stick them on your units, with them you can directly access to the unit's profil with your phone.

Seigneur de guerre orque sauvage #1	Seigneur de guerre orque en fer #1	Caid goblin commun #1	Orques sauvages #1	Orques sauvages sur sanglier #1	Gobelins communs #1	Pillards gobelins communs #1	Meute de gniarks #1	Meute de gniarks #2	Idole des dieux verts #1	Idole des dieux verts #2	Gémea #1	Gémea #2
-------------------------------------	------------------------------------	-----------------------	--------------------	---------------------------------	---------------------	------------------------------	---------------------	---------------------	--------------------------	--------------------------	----------	----------

