



1350 pts (30.00 %) 1236 pts (27.00 %) 661 pts (15.00 %) 910 pts (20.00 %) 860 pts (19.00 %) 500 pts (11.00 %)
Characters **Core** **Special** **Imperial Auxiliaries** **Imperial Armoury** **Sunna's Fury**
 (40 Max) (25 Least) (0 NoLimit) (35 Max) (20 Max) (30 Max)

Characters

	KNIGHT COMMANDER #1 Knight Commander - Standard - Cavalry - 25x50	330 POINTS	
--	---	-------------------	--

<i>Global</i>	<i>Adv</i>	<i>Mar</i>	<i>Dis</i>	<i>Model Rules</i>	
	4"	8"	9	First Knight	
<i>Defensive</i>	<i>HP</i>	<i>Def</i>	<i>Res</i>	<i>Arm</i>	
	3	6	4	0	Plate Armour
<i>Offensive</i>	<i>Att</i>	<i>Off</i>	<i>Str</i>	<i>Ap</i>	<i>Agi</i>
Knight Commander	4	6	4	1	6 Hand Weapon

	MOUNT HORSE		
--	--------------------	--	--

<i>Global</i>	<i>Adv</i>	<i>Mar</i>	<i>Dis</i>	<i>Model Rules</i>	
	7"	14"	C		
<i>Defensive</i>	<i>HP</i>	<i>Def</i>	<i>Res</i>	<i>Arm</i>	
	C	C	C	C+2	
<i>Offensive</i>	<i>Att</i>	<i>Off</i>	<i>Str</i>	<i>Ap</i>	<i>Agi</i>
Horse	1	3	3	0	3 Harnessed

Options | General • Shield • Cavalry Pick • Horse • Winter Cloak • Titanic Might

	PRELATE #1 Prelate - Standard - Cavalry - 25x50	280 POINTS	
--	---	-------------------	--

<i>Global</i>	<i>Adv</i>	<i>Mar</i>	<i>Dis</i>	<i>Model Rules</i>	
	4"	8"	8	Channel, Blessings	
<i>Defensive</i>	<i>HP</i>	<i>Def</i>	<i>Res</i>	<i>Arm</i>	
	3	5	4	0	Heavy Armour
<i>Offensive</i>	<i>Att</i>	<i>Off</i>	<i>Str</i>	<i>Ap</i>	<i>Agi</i>
Prelate	2	5	4	1	4 Divine Attacks, Hand Weapon

	MOUNT HORSE		
--	--------------------	--	--

<i>Global</i>	<i>Adv</i>	<i>Mar</i>	<i>Dis</i>	<i>Model Rules</i>	
	7"	14"	C		
<i>Defensive</i>	<i>HP</i>	<i>Def</i>	<i>Res</i>	<i>Arm</i>	
	C	C	C	C+2	
<i>Offensive</i>	<i>Att</i>	<i>Off</i>	<i>Str</i>	<i>Ap</i>	<i>Agi</i>
Horse	1	3	3	0	3 Harnessed


Options | Shield • Plate Armour • Horse • Hammer of Witches

	MARSHAL #1 Marshal - Standard - Infantry - 20x20	315 POINTS	
--	--	-------------------	--

<i>Global</i>	<i>Adv</i>	<i>Mar</i>	<i>Dis</i>	<i>Model Rules</i>	
	4"	8"	9	Orders	


<i>Defensive</i>	<i>HP</i>	<i>Def</i>	<i>Res</i>	<i>Arm</i>	
	3	5	4	0	Plate Armour
<i>Offensive</i>	<i>Att</i>	<i>Off</i>	<i>Str</i>	<i>Ap</i>	<i>Agi</i>
Marshal	3	5	4	1	5 Hand Weapon

Options	Battle Standard Bearer • Great Tactician • Shield • Blacksteel • Touch of Greatness
----------------	---



WIZARD #1
Wizard - Standard - Infantry - 20x20

425 POINTS



<i>Global</i>	<i>Adv</i>	<i>Mar</i>	<i>Dis</i>	<i>Model Rules</i>	
	4"	8"	7	Wizard Apprentice	
<i>Defensive</i>	<i>HP</i>	<i>Def</i>	<i>Res</i>	<i>Arm</i>	
	3	3	3	0	
<i>Offensive</i>	<i>Att</i>	<i>Off</i>	<i>Str</i>	<i>Ap</i>	<i>Agi</i>
Wizard	1	3	3	0	3 Hand Weapon

Options	Light Armour • Wizard Master • Exemplar's Flame
----------------	---

Core



ELECTORAL CAVALRY #1
Electoral Cavalry x9 - Standard - Cavalry - 25x50

358 POINTS



<i>Global</i>	<i>Adv</i>	<i>Mar</i>	<i>Dis</i>	<i>Model Rules</i>	
	7"	14"	8	Scoring	
<i>Defensive</i>	<i>HP</i>	<i>Def</i>	<i>Res</i>	<i>Arm</i>	
	1	3	3	2 Plate Armour	
<i>Offensive</i>	<i>Att</i>	<i>Off</i>	<i>Str</i>	<i>Ap</i>	<i>Agi</i>
Knight	1	3	3	0	3
Horse	1	3	3	0	3 Harnessed

Options	Lance • Champion • Musician • Standard Bearer • Knightly Orders
----------------	---



ELECTORAL CAVALRY #1 COPY
Electoral Cavalry x9 - Standard - Cavalry - 25x50

358 POINTS



<i>Global</i>	<i>Adv</i>	<i>Mar</i>	<i>Dis</i>	<i>Model Rules</i>	
	7"	14"	8	Scoring	
<i>Defensive</i>	<i>HP</i>	<i>Def</i>	<i>Res</i>	<i>Arm</i>	
	1	3	3	2 Plate Armour	
<i>Offensive</i>	<i>Att</i>	<i>Off</i>	<i>Str</i>	<i>Ap</i>	<i>Agi</i>
Knight	1	3	3	0	3
Horse	1	3	3	0	3 Harnessed

Options	Lance • Champion • Musician • Standard Bearer • Knightly Orders
----------------	---



LIGHT INFANTRY #1
Light Infantry x20 - Standard - Infantry - 20x20


260 POINTS



<i>Global</i>	<i>Adv</i>	<i>Mar</i>	<i>Dis</i>	<i>Model Rules</i>
	4"	8"	7	Scoring, Support Unit
<i>Defensive</i>	<i>HP</i>	<i>Def</i>	<i>Res</i>	<i>Arm</i>
	1	3	3	0

<i>Offensive</i>	<i>Att</i>	<i>Off</i>	<i>Str</i>	<i>Ap</i>	<i>Agi</i>
Light Infantry	1	3	3	0	3

Options	Handgun (4+)
----------------	--------------



LIGHT INFANTRY #1 COPY
Light Infantry x20 - Standard - Infantry - 20x20

260 POINTS



<i>Global</i>	<i>Adv</i>	<i>Mar</i>	<i>Dis</i>	<i>Model Rules</i>	
	4"	8"	7	Scoring, Support Unit	
<i>Defensive</i>	<i>HP</i>	<i>Def</i>	<i>Res</i>	<i>Arm</i>	
	1	3	3	0	
<i>Offensive</i>	<i>Att</i>	<i>Off</i>	<i>Str</i>	<i>Ap</i>	<i>Agi</i>
Light Infantry	1	3	3	0	3

Options	Handgun (4+)
----------------	--------------

Special




KNIGHTS OF THE SUN GRIFFON #1
Knights of the Sun Griffon x3 - Large - Cavalry - 50x75

325 POINTS




<i>Global</i>	<i>Adv</i>	<i>Mar</i>	<i>Dis</i>	<i>Model Rules</i>	
	7"	14"	8	Fear, Scoring	
<i>Defensive</i>	<i>HP</i>	<i>Def</i>	<i>Res</i>	<i>Arm</i>	
	3	4	4	1 Plate Armour, Shield	
<i>Offensive</i>	<i>Att</i>	<i>Off</i>	<i>Str</i>	<i>Ap</i>	<i>Agi</i>
Knight	1	4	4	1	4
Young Griffon	3	4	5	3	4

Options	Lance • Champion • Standard Bearer
----------------	------------------------------------



IMPERIAL GUARD #1
Imperial Guard x23 - Standard - Infantry - 20x20

336 POINTS



<i>Global</i>	<i>Adv</i>	<i>Mar</i>	<i>Dis</i>	<i>Model Rules</i>	
	4"	8"	8	Bodyguard, Scoring, Parent Unit	
<i>Defensive</i>	<i>HP</i>	<i>Def</i>	<i>Res</i>	<i>Arm</i>	
	1	4	3	0 Plate Armour	
<i>Offensive</i>	<i>Att</i>	<i>Off</i>	<i>Str</i>	<i>Ap</i>	<i>Agi</i>
Imperial Guard	1	4	4	1	3


Options	Shield • Champion • Musician • Standard Bearer
----------------	--

Imperial Auxiliaries



REITERS #1
Reiters x5 - Standard - Cavalry - 25x50


195 POINTS



<i>Global</i>	<i>Adv</i>	<i>Mar</i>	<i>Dis</i>	<i>Model Rules</i>	
	8"	16"	7	Feigned Flight, Light Troops, Vanguard	
<i>Defensive</i>	<i>HP</i>	<i>Def</i>	<i>Res</i>	<i>Arm</i>	
	1	3	3	1 Light Armour	
<i>Offensive</i>	<i>Att</i>	<i>Off</i>	<i>Str</i>	<i>Ap</i>	<i>Agi</i>
Reiter	1	3	3	0	3


Offensive	Att	Off	Str	Ap	Agi	
Horse	1	3	3	0	3	Harnessed

Options	Heavy Armour • Brace of Pistols (4+)
----------------	--------------------------------------



REITERS #1 COPY
Reiters x5 - Standard - Cavalry - 25x50

195 POINTS



Global	Adv	Mar	Dis	Model Rules		
	8"	16"	7	Feigned Flight, Light Troops, Vanguard		
Defensive	HP	Def	Res	Arm		
	1	3	3	1	Light Armour	
Offensive	Att	Off	Str	Ap	Agi	
Reiter	1	3	3	0	3	Fire on Impact!
Horse	1	3	3	0	3	Harnessed

Options	Heavy Armour • Brace of Pistols (4+)
----------------	--------------------------------------

Imperial Armoury



ARTILLERY #1 COPY
Artillery - Standard - Construct - 60

180 POINTS



Global	Adv	Mar	Dis	Model Rules		
	4"	4"	7	War Machine		
Defensive	HP	Def	Res	Arm		
	5	1	4	0		
Offensive	Att	Off	Str	Ap	Agi	
Crew	3	3	3	0	3	Move or Fire

Options	Volley Gun (4+)
----------------	-----------------



ARTILLERY #1 COPY COPY
Artillery - Standard - Construct - 60

180 POINTS



Global	Adv	Mar	Dis	Model Rules		
	4"	4"	7	War Machine		
Defensive	HP	Def	Res	Arm		
	5	1	4	0		
Offensive	Att	Off	Str	Ap	Agi	
Crew	3	3	3	0	3	Move or Fire

Options	Volley Gun (4+)
----------------	-----------------

Sunna's Fury



STEAM TANK
Steam Tank - Large - Construct - 50x100

500 POINTS



Global	Adv	Mar	Dis	Model Rules		
	4D3"	"	7	Fear, Fearless, Random Movement, Towering Presence, Unbreakable, Steam Powered, Steam Cannon		
Defensive	HP	Def	Res	Arm		
	7	3	6	6		
Offensive	Att	Off	Str	Ap	Agi	

<i>Offensive</i>	<i>Att</i>	<i>Off</i>	<i>Str</i>	<i>Ap</i>	<i>Agi</i>	
Chassis			5	2	3	Breath Attack, Grind Attacks
Steel Ram			7	4		Impact Hits, Inanimate

Magics

Racial Trait Spell

During Spell Selection, if a Wizard from Empire of Sonnstahl either selects the Hereditary Spell or gains it by any other means, it must instead choose a single Path from the ones available to it other than its own chosen Path. The Wizard gains the Learned Spell 1 from that Path.

	<i>Casting</i>	<i>Range</i>	<i>Type</i>	<i>Duration</i>
Liberal Magics				
<i>Mf</i>	-			One Turn

Magic items

Titanic Might: Attacks made with this weapon gain +3 Strength and become Magical Attacks.

Winter Cloak: The bearer gains **Aegis (2+, against Flaming Attacks)**, **Aegis (5+)**, and **Distracting**. The bearer automatically fails all Fortitude Saves.

Hammer of Witches: The bearer's Attack Value is **set** to 5 while using this weapon, and attacks made with it gain **Battle Focus (against Channel)** and become **Magical Attacks**.

Blacksteel: The wearer gains +1 Armour and **Fear**. If taken by a model on foot, the wearer gains an additional +1 Armour.

Touch of Greatness: Attacks made with this weapon gain +1 Strength, +1 Armour Penetration, and become Magical Attacks.

Strength modifiers from this weapon (combining both mundane and Weapon Enchantment modifiers) cannot exceed +2 (but can exceed +2 through modifiers from other sources, such as spells).

Exemplar's Flame: Choose a single Parent Unit after Spell Selection (at step 8 of the Pre-Game Sequence). At the start of any friendly Melee Phase, if the bearer is within 18" of the chosen unit, the owner may choose to discard a single Veil Token from their Veil Token pool to grant all R&F models in the chosen unit

Lethal Strike and **Magical Attacks** until the end of the phase.

Model Rules

Blessings: The model's unit gains **Hatred**. Model parts with Harnessed are not affected. The model can cast the following three Bound Spells with Power Level (4/8), Type: Caster's Unit and Augment, and Duration: One Turn. **Ullor's Blessing** The target gains **Aegis (5+, against Melee Attacks)**. **Sunna's Blessing** The target gains **Flaming Attacks**. All enemy units in base contact with one or more targets of this spell when the spell is cast suffer D6 hits with Strength 4, Armour Penetration 1, **Flaming Attacks**, and **Magical Attacks**. **Volund's Blessing** The target's failed to-wound rolls with Melee Attacks **must** be rerolled.

Bodyguard: When a Character is joined to a unit in which at least one model has Bodyguard, that Character gains Stubborn. When Characters or Character types are stated in brackets, Bodyguard only works for the specified Characters or Character types.

Breath Attack:

Channel: During step 3 of the Magic Phase Sequence, each of the Active Player's models with Channel may add X Veil Tokens to the owner's Veil Token Pool. This Universal Rule is cumulative, adding X Veil Tokens of each independent instance of Channel to the model's total Channel value (so e.g. a model with Channel (1) and Channel (2) is treated like a model with Channel (3)).

Divine Attacks: Successful Aegis saves taken against the attack must be rerolled.

Fear: Units in base contact with one or more enemy models with Fear suffer -1 Discipline. At the start of each Round of Combat, such units must take a Discipline Test, called a Fear Test. If this test is failed, the models in the unit are Shaken until the end of the Round of Combat. Models that have Fear themselves are immune to the effects of Fear.

Fearless: If more than half of a unit's models are Fearless, the unit automatically passes Panic Tests and Decimated Tests and cannot declare a Flee Charge Reaction (unless already Fleeing). Models that are Fearless are also immune to the effects of Fear.

Feigned Flight: A unit consisting solely of models with Feigned Flight that voluntarily chooses to Flee as a Charge Reaction, and subsequently passes a Rally Test in its next Player Turn, doesn't become Shaken. Furthermore, the Reform that is made after Rallying in this case doesn't prevent the unit from moving nor from shooting (but it still counts as having moved for shooting purposes). This rule cannot be applied if a unit fails to rally on the next friendly Player Turn or involuntarily Flees, such as a result of a failed Panic Test or if it was already Fleeing when being charged.

Fire on Impact!: A Charging model part with Fire on Impact! using a Pistol, a Brace of Pistols, or a Repeater Pistol **always** strikes at Initiative Step 10, and the Strength of its Close Combat Attacks is **set** to 4 and their Armour Penetration is **set** to 2 (regardless of the user's Agility, Strength, and Armour Penetration).

First Knight: When the model is joined to a unit of Knightly Orders, the unit gains **Fearless**, and if the model is the General, the R&F models in the unit also gain **Parent Unit**.

Grind Attacks: A model part with Grind Attacks resolves these attacks at its own Agility. It must choose an enemy unit in base contact with it. The chosen enemy unit suffers a number of hits equal to the value stated in brackets (X). These hits are resolved with the model part's own Strength and Armour Penetration.

If a model has both Grind Attacks and Impact Hits

, it may only use one of these rules in the same Round of Combat

(its controlling player may choose which). When several model parts in the same unit have Grind Attacks and when X is a random number (e.g. Grind Attacks (2D3)), roll for the number of hits separately for each model part.

Hand Weapon: All models come equipped with a Hand Weapon as their default equipment. If a model has any Close Combat Weapon other than a Hand Weapon, it cannot choose to use the Hand Weapon (unless specifically stated). Hand Weapons wielded by models on foot can be used alongside a Shield, then giving Parry

Harnessed: Model parts with Harnessed cannot make Supporting Attacks and cannot use Weapons. Shooting Weapons carried by model parts with Harnessed can be used by other model parts of the same model (as long as they do not have Harnessed or Inanimate). A model with with at least one model part with Harnessed is considered to be mounted.

Heavy Armour: +2 Armor

Impact Hits: At Initiative Step 10, a charging model part with Impact Hits must choose an enemy unit that is in base contact with the attacking model's Front Facing. This unit suffers a number of hits equal to the value stated in brackets (X). These hits are resolved with the attacking model part's Strength and Armour Penetration. If a model has both Grind Attacks and Impact Hits, it may only use one of these rules in the same Round of Combat (its controlling player may choose which). In multipart models, only model parts that also have Harnessed or Inanimate can use their Impact Hits. When several models in the same unit have Impact Hits, and when X is a random number (e.g. Impact Hits (D6)), roll for the number of hits separately for each model part.

Inanimate: Inanimate - Melee

Model parts with Inanimate cannot make Close Combat Attacks and cannot use Shooting Weapons. Shooting Weapons carried by model parts with Inanimate can be used by other model parts of the same model (as long as they do not have Harnessed or Inanimate).

Light Armour: Armor +1

Light Troops: Units composed entirely of models with Light Troops are allowed to make any number of Reforms when performing Advance Moves or March Moves. They are allowed to shoot even if they Marched or Reformed. No model can end its movement with its centre further away than its March Rate from its starting position, around any obstructions (including the Unit Spacing rule). This means that when checking the distance travelled by a model, check the path the model would have taken if it was alone, with the exception that the unit as a whole cannot break the Unit Spacing rule while performing the move. If a model performed any action during the movement (such as a Sweeping Attack), the distance moved is counted from its starting position to the point on the Battlefield where it performed that action and then to its final position.

If more than half the models in a unit have Light Troops, the unit always counts as having 0 Full Ranks. Characters with Light Troops that are joined to units with one or more models without Light Troops, lose this rule for as long as they remain with the unit. An Infantry Character joined to an Infantry unit with both Light Troops and the same Size as the Character gains Light Troops for as long as it remains with the unit.

Move or Fire: The attack may not be used if the attacking model has made an Advance Move, March Move, Reform or Pivot during the current Player Turn.

Orders: A Character with Orders may give a single Order to a Parent or Support Unit within 8"; A General with Orders may instead give a single Order to a friendly Parent or Support Unit within the range of its Commanding Presence. Orders are given at the start of each friendly Player Turn, and their effects last until the end of the next Player Turn. A unit cannot receive the same Order more than once during the same Player Turn. Only models of Standard Height are affected. The available Orders are listed below: **Brace For Impact!** The target gains **Fight in Extra Rank**. **On The Double!** The target gains +1"; Advance Rate and +4"; March Rate. **Ready! Aim! Fire!** The target gains **Accurate**. **Steady, Men!** Discipline Tests taken by the target are subject to Minimised Roll. A unit that receives this Order and passes a Rally Test doesn't become Shaken, and the Reform that is made after Rallying doesn't prevent the unit from moving and/or shooting (but it still counts as having moved for shooting purposes). d

Parent Unit: A unit is considered a Parent Unit if at least half of its models have this Universal Rule. Parent Units treat all Support Units as **Insignificant**. Immediately after a Parent Unit passes a Charge Range roll against a non-Fleeing enemy unit in the Charge Phase, before performing the Charge Move, any Support Units within 8"; of the Parent Unit may perform a Support Charge. To do so, the whole Support Unit declares a Charge against the same enemy unit. Apply all of the usual rules for Charging for this out-of-sequence Charge (such as Line of Sight, Front Arc, must roll for Charge Range, max. one Wheel, etc.), with the exception that the enemy cannot choose a Charge Reaction other than Hold. For the purpose of Charge Moves, treat this as any other case of Combined Charges. When calculating Combat Scores in the following Melee Phase, combine the Rank Bonus of both the Parent Unit and up to one Support Unit that performed a successful Support Charge (following all normal restrictions), up to a maximum of +6.

Plate Armour: +3 Armor

Random Movement: The unit cannot Declare Charges and cannot move normally (Advance, March, Reform) in the Movement Phase (which also means they cannot perform Magical Moves). The model loses Swiftstride (and can never gain it), but always charges, Flees, Pursues and Overruns the distance stated in brackets.

In the Movement Phase, at the end of step 2 of the the it with Random Movement moves using the rules for Pursuing units, except that they can freely choose which direction to rotate towards before rolling the Pursuit Distance, cannot move off the Board Edge and only take Dangerous Terrain Tests if they actually charge an enemy unit (they still test as normal when Fleeing, Pursuing a Broken enemy or Overrunning).

Whenever a unit with Random Movement needs a March Rate (e.g. when Post-Combat Reforming), use the potential maximum value of X as its March Rate. Characters with Random Movement can only join units with Random Movement (by moving into contact with them during the Movement Phase or by being deployed inside), and units with Random Movement can only be joined by Characters with Random Movement. Units with Random Movement cannot enter Buildings. If a unit has several sets of Random Movement, use the one with the lowest average (in case of a tie, you may choose which version to use). A model with Random Movement cannot move in the same phase as it arrives on the Battlefield as Reinforcement (Dawn Assault) or Ambusher.

Scoring: Units with at least one model with Scoring are considered to be Scoring Units, which are used for winning Secondary Objectives (see section XVI.2 "Scoring Secondary Objectives", page 67). Every army needs a few Scoring units to be able to complete Secondary Objectives, which is why units with Scoring are marked in the Army Books with a special pennant icon:

Scoring can be lost during the game:

- A unit that is Fleeing loses Scoring for as long as it is Fleeing.
- An Ambushing unit that enters the Battlefield on Game Turn 4 or later loses Scoring.
- A unit that has performed a Post-Combat Reform loses Scoring until the start of the following Player Turn.

Shield: +1 Armour Hand Weapons wielded by models on foot can be used alongside a Shield, then giving Parry.

Steam Cannon: Artillery Weapon.

Cannon, Range 36", Shots 1, Str 3 [7], AP 0 [6], Area Attack (1x5), [Multiple Wounds (D3, Clipped Wings)].

Steam Powered: The model may choose not to move despite having Random Movement, and its Pursuit and Overrun Distance in the Melee Phase are **always** 0";. Before moving in the Movement Phase, the model may choose to replace its Random Movement (4D3";) with **Random Movement (5D3";)** until the end of the Movement Phase. If so, the Steam Cannon cannot be used during this Player Turn.

Support Unit: A unit is considered a Support Unit if at least half of its models have this Universal Rule. Support Units are treated as **Insignificant** by Parent Units. Support Units within 8"; of at least one Parent Unit gain **Fight in Extra Rank** and may use Shooting Attacks from the third rank (in addition to the first and second). If the Support Unit has at least one Full Rank, it counts as having the same number of Full Ranks as a Parent Unit within 8"; for the purpose of being Steadfast if it has fewer Full Ranks than the Parent Unit. During the opponent's Charge Phase, Support Units may perform one of the following actions: 1. Immediately after an unengaged Parent Unit within 8"; declares a Charge Reaction other than a mandatory Flee Charge Reaction, the Support Unit may Stand and Shoot as if the enemy had declared a Charge against them in their current position (apply the normal rules for the Stand and Shoot Charge Reaction). 2.

Immediately after all enemy units have completed their Charge Moves, Support Units within 8" of any Parent Unit that was successfully Charged in this phase may Counter Charge. To do so, choose one enemy unit that successfully Charged the Parent Unit and declare a Charge with the whole Support Unit. Apply all the usual rules for Charging for this out-of-sequence Charge (such as Line of Sight, Front Arc, must roll for Charge Range, max. one Wheel, etc.). When calculating Combat Scores in the following Melee Phase, combine the Rank Bonus of both the Parent Unit and up to one Support Unit that performed a successful Counter Charge (following all normal restrictions), up to a maximum of +6.

Towering Presence: The model gains Tall and can never be joined or join a unit (unless it is a War Platform). A model with Towering Presence increases its Rally Around the Flag and Commanding Presence ranges by 6".

Unbreakable: The model gains Fearless and its unit automatically passes all Break Tests. Characters with Unbreakable can only join units consisting entirely of models with Unbreakable. Units with one or more models with Unbreakable can only be joined by Characters with Unbreakable.

Vanguard: After Deployment (including units with Scout), models with Vanguard may perform a 12" move. The move is performed as an Advance Move in the Movement Phase, including any actions and restrictions the unit would normally have (such as Wheeling, Reforming, joining units, leaving units and so on). The 12" distance is used instead of the unit's Advance Rate and March Rate. This move cannot be used to move within 12" of enemy units. This is decreased to 6" for enemy units which have either Scouted or Vanguarded. Units that have moved in this way may not Declare Charges in the first Player Turn (if their side has the first turn). If both players have units with Vanguard, alternate moving units one at a time, starting with the player that finished deploying last. Instead of moving a unit, a player may declare to not move any more Vanguarding units.

War Machine: The model cannot Pursue, Declare Charges or Declare Flee as Charge Reaction. Characters can never join units with War Machines, and Characters with War Machine cannot join units at all. When a War Machine fails a Panic Test, instead of Fleeing it is Shaken until the end of the next Player Turn. War Machines that fail a Break Test are automatically destroyed. War Machines and units Engaged in Combat with them cannot make Combat Reformers. When a unit charges a War Machine, it can move into base contact by having its Front Facing contact any point of the War Machine's base (it must still maximise the number of models in base contact, see subsection II.1.A "Bases and Base Contact", page 4 and Figure 1 page 4). No Align Move is allowed. Ignore the War Machine's Facing, as it does not have any due to its round base.

Wizard Apprentice: - Knows 1 spell.
 - Can select between the Learned Spell 1 of its chosen Path and the Hereditary Spell of its army.
 The Wizard selects its spells as described in Spell Selection

Qr codes of your army

You can print this page to have all your army's units qrcode and cut them to stick them on your units, with them you can directly access to the unit's profil with your phone.

Electoral Cavalry #1	Electoral Cavalry #1 copy	Light Infantry #1	Light Infantry #1 copy	Knights of the Sun Griffon #1	Imperial Guard #1	Artillery #1 copy	Artillery #1 copy	Reiters #1	Reiters #1	Steam Tank #1	Knight Commander #1	Prelate #1	Marshal #1	Wizard #1