



1625 pts (27.00 %) **1420 pts (24.00 %)** 565 pts (9.00 %) 475 pts (8.00 %) 560 pts (9.00 %) 1260 pts (21.00 %)
Characters **Core** **Special** **Imperial Armoury** **Imperial Auxiliaries** **Sunna's Fury**
 (40 Max) (25 Least) (0 NoLimit) (20 Max) (35 Max) (30 Max)

Characters

MAITRE DE CHEVALERIE

Knight Commander - Large - Cavalry - 50x75

385 POINTS

Global	Adv	Mar	Dis	Model Rules	
	4"	8"	9	First Knight	
Defensive	HP	Def	Res	Arm	
	3	6	4	0	Plate Armour
Offensive	Att	Off	Str	Ap	Agi
Knight Commander	4	6	4	1	6
					Hand Weapon



MOUNT YOUNG GRIFFON

Global	Adv	Mar	Dis	Model Rules	
	7"	14"	C	Fear	
Defensive	HP	Def	Res	Arm	
	C	C	C	C+1	
Offensive	Att	Off	Str	Ap	Agi
Young Griffon	3	4	5	3	4
					Harnessed

Options

Shield • Halberd • Young Griffon • General • Winter Cloak • Obsidian Rock • Death Warrant

PRELAT

Prelate - Large - Construct - 50x100

645 POINTS

Global	Adv	Mar	Dis	Model Rules	
	4"	8"	8	Blessings, Channel (1, 1)	
Defensive	HP	Def	Res	Arm	
	3	5	4	0	Heavy Armour
Offensive	Att	Off	Str	Ap	Agi
Prelate	2	5	4	1	4
					Divine Attacks, Hand Weapon



MOUNT ALTAR OF BATTLE

Global	Adv	Mar	Dis	Model Rules	
	8"	8"	C	Stubborn, Towering Presence, Swiftstride, Holy Relic	
Defensive	HP	Def	Res	Arm	
	5	C	5	C	Aegis (4+)
Offensive	Att	Off	Str	Ap	Agi
Horse	1	3	3	0	3
					Harnessed
Chassis					
		-	5	2	-
					Inanimate, Impact Hits (D6, D6)

Options

Shield • Altar of Battle • Plate Armour • Locket of Sunna • Basalt Infusion



MAGICIEN
Wizard - Large - Construct - 50x100

595 POINTS



Global	Adv	Mar	Dis	Model Rules	
	4"	8"	7	Wizard Apprentice	
Defensive	HP	Def	Res	Arm	
	3	3	3	0	
Offensive	Att	Off	Str	Ap	Agi
Wizard	1	3	3	0	3



MOUNT ARCANES SHIELD ENGINE

Global	Adv	Mar	Dis	Model Rules	
	8"	8"	C	Channel (1, 1), Swiftstride, Towering Presence, Arcane Shield	
Defensive	HP	Def	Res	Arm	
	5	C	5	C+2	
Offensive	Att	Off	Str	Ap	Agi
Crew (2)	1	3	3	0	3
Horse (2)	1	3	3	0	3
Chassis		-	5	2	-

Options | Cosmology • Wizard Master • Arcane Shield Engine • Binding Scroll x1

Core



CAVALERIE IMPERIALE
Knightly Orders x15 - Standard - Cavalry - 25x50

580 POINTS



Global	Adv	Mar	Dis	Model Rules	
	7"	14"	8	Scoring, Knightly Orders	
Defensive	HP	Def	Res	Arm	
	1	4	3	2	
				Plate Armour	
Offensive	Att	Off	Str	Ap	Agi
Knighthly Orders	1	4	4	1	3
Horse	1	3	3	0	3

Options | Shield • Champion • Musician • Standard Bearer • Cavalry Pick • Aether Icon



CAVALERIE IMPERIALE
Knighthly Orders x15 - Standard - Cavalry - 25x50

570 POINTS



Global	Adv	Mar	Dis	Model Rules	
	7"	14"	8	Scoring, Knightly Orders	
Defensive	HP	Def	Res	Arm	
	1	4	3	2	
				Plate Armour	
Offensive	Att	Off	Str	Ap	Agi
Knighthly Orders	1	4	4	1	3
Horse	1	3	3	0	3

Options | Shield • Champion • Musician • Standard Bearer • Cavalry Pick




CORPS DE MILICE
State Militia x10 - Standard - Infantry - 20x20

135 POINTS




<i>Global</i>	<i>Adv</i>	<i>Mar</i>	<i>Dis</i>	<i>Model Rules</i>	
	4"	8"	6	Light Troops, Reserves	
<i>Defensive</i>	<i>HP</i>	<i>Def</i>	<i>Res</i>	<i>Arm</i>	
	1	3	3	0	
<i>Offensive</i>	<i>Att</i>	<i>Off</i>	<i>Str</i>	<i>Ap</i>	<i>Agi</i>
State Militia	1	3	3	0	3 Paired Weapons, Pistol (4+, 4+), Bow (4+, 4+)



CORPS DE MILICE

State Militia x10 - Standard - Infantry - 20x20

135 POINTS



<i>Global</i>	<i>Adv</i>	<i>Mar</i>	<i>Dis</i>	<i>Model Rules</i>	
	4"	8"	6	Light Troops, Reserves	
<i>Defensive</i>	<i>HP</i>	<i>Def</i>	<i>Res</i>	<i>Arm</i>	
	1	3	3	0	
<i>Offensive</i>	<i>Att</i>	<i>Off</i>	<i>Str</i>	<i>Ap</i>	<i>Agi</i>
State Militia	1	3	3	0	3 Paired Weapons, Pistol (4+, 4+), Bow (4+, 4+)

Special



CHEVALIERS DU GRIFFON-SOLEIL

Knights of the Sun Griffon x6 - Large - Cavalry - 50x75


565 POINTS



<i>Global</i>	<i>Adv</i>	<i>Mar</i>	<i>Dis</i>	<i>Model Rules</i>	
	7"	14"	8	Fear, Scoring	
<i>Defensive</i>	<i>HP</i>	<i>Def</i>	<i>Res</i>	<i>Arm</i>	
	3	4	4	1 Plate Armour, Shield	
<i>Offensive</i>	<i>Att</i>	<i>Off</i>	<i>Str</i>	<i>Ap</i>	<i>Agi</i>
Knight	1	4	4	1	4
Young Griffon	3	4	5	3	4 Harnessed

Options	Champion • Musician • Standard Bearer • Halberd • Banner of Discipline
----------------	--


Sunna's Fury




TANK A VAPEUR

Steam Tank - Large - Construct - 50x100

475 POINTS




<i>Global</i>	<i>Adv</i>	<i>Mar</i>	<i>Dis</i>	<i>Model Rules</i>	
	4D3"	"	7	Unbreakable, Fear, Towering Presence, Random Movement (4D3, 4D3), Steam Powered, Fearless	
<i>Defensive</i>	<i>HP</i>	<i>Def</i>	<i>Res</i>	<i>Arm</i>	
	7	3	6	6	
<i>Offensive</i>	<i>Att</i>	<i>Off</i>	<i>Str</i>	<i>Ap</i>	<i>Agi</i>
Chassis			5	2	3 Breath Attack, Grind Attacks (3D3, 3D3), Steam Cannon (3+, 3+)
Steam Ram		-	7	4	- Inanimate, Impact Hits (2D3, 2D3)



FLAGELLANTS

Flagellants x30 - Standard - Infantry - 20x20

450 POINTS



<i>Global</i>	<i>Adv</i>	<i>Mar</i>	<i>Dis</i>	<i>Model Rules</i>	
	4"	8"	6	Unbreakable, Fearless, Frenzy, Fanatical, Zealots	

<i>Defensive</i>	<i>HP</i>	<i>Def</i>	<i>Res</i>	<i>Arm</i>	
	1	1	4	0	
<i>Offensive</i>	<i>Att</i>	<i>Off</i>	<i>Str</i>	<i>Ap</i>	<i>Agi</i>
Flagellant	1	3	3	0	3

Battle Focus, Great Weapon

Options

Champion

Imperial Auxiliaries



GARDES-CHASSE IMPERIAUX
Imperial Rangers x10 - Standard - Infantry - 20x20

145 POINTS



<i>Global</i>	<i>Adv</i>	<i>Mar</i>	<i>Dis</i>	<i>Model Rules</i>	
	4"	8"	7	Light Troops, Scout, Skirmisher, Frontiersmen	
<i>Defensive</i>	<i>HP</i>	<i>Def</i>	<i>Res</i>	<i>Arm</i>	
	1	3	3	0	Hard Target (1, 1)
<i>Offensive</i>	<i>Att</i>	<i>Off</i>	<i>Str</i>	<i>Ap</i>	<i>Agi</i>
ImperialRanger	1	3	3	0	3

Beast Hunters, Bow (4+, 4+)



GARDES-CHASSE IMPERIAUX
Imperial Rangers x10 - Standard - Infantry - 20x20

145 POINTS



<i>Global</i>	<i>Adv</i>	<i>Mar</i>	<i>Dis</i>	<i>Model Rules</i>	
	4"	8"	7	Light Troops, Scout, Skirmisher, Frontiersmen	
<i>Defensive</i>	<i>HP</i>	<i>Def</i>	<i>Res</i>	<i>Arm</i>	
	1	3	3	0	Hard Target (1, 1)
<i>Offensive</i>	<i>Att</i>	<i>Off</i>	<i>Str</i>	<i>Ap</i>	<i>Agi</i>
ImperialRanger	1	3	3	0	3

Beast Hunters, Bow (4+, 4+)

Magics

Racial Trait Spell

During Spell Selection, if a Wizard from Empire of Sonnstahl either selects the Hereditary Spell or gains it by any other means, it must instead choose a single Path from the ones available to it other than its own chosen Path.
The Wizard gains the Learned Spell #1 from that Path.

	<i>Casting</i>	<i>Range</i>	<i>Type</i>	<i>Duration</i>
Liberal Magics				
<i>Mf</i>	-			Remains in Play



Duality: All Cosmology spells are divided into two versions, representing opposing aspects; Cosmos and Chaos. When casting Cosmology spells, always declare which version of the spell you are using. Whenever the Caster successfully casts a non-Bound Cosmology spell, the next Cosmology spell it attempts to cast has its Casting Value reduced by 1, provided this spell is a Cosmology spell of the opposing aspect.

		<i>Casting</i>	<i>Range</i>	<i>Type</i>	<i>Duration</i>	<i>Effect</i>
4	Perception of Strength Chaos	8+	24"	Hex	One Turn	The target suffers -1 Strength and -1 Armour Penetration.
5	Unity in Divergence Cosmos	10+	24"	Augment	One Turn	All models in the target unit gain Aegis (5+) .
5	Unity in Divergence Chaos	10+	24"	Hex Damage Direct	Instant	Each model in the target unit suffers a hit with Strength 3, Armour Penetration 0, and Magical Attacks.

		<i> Casting </i>	<i> Range </i>	<i> Type </i>	<i> Duration </i>	<i> Effect </i>
4	Perception of Strength Cosmos	8+	24"	Augment	One Turn	The target gains +1 Strength and +1 Armour Penetration.
6	Truth of Time Cosmos	7+	24"	Augment Focused	Instant	The target Recovers 1 Health Point
6	Touch the Heart chaos	7+	24"	Hex Missile Damage Focused	Instant	The target suffers 1 hit that wounds automatically with Armour Penetration 10 and Magical Attacks.
1	Altered Sight Chaos	5+	24"	Hex	One Turn	The target suffers -1 Offensive Skill and -1 Defensive Skill, and has its weapons' Aim worsened by 1.
2	Truth of Time Cosmos	5+	24"	Augment	One Turn	Rolls for Charge Range, Flee Distance, Pursuit Distance, and Overrun Distance of units with at least one model affected by the spell are subject to two instances of Maximised Roll.
2	Truth of Time Chaos	5+	24"	Hex	One Turn	Rolls for Charge Range, Flee Distance, Pursuit Distance, and Overrun Distance of units with at least one model affected by the spell are subject to two instances of Minimised Roll.
1	Altered Sight Cosmos	5+	24"	Augment	One Turn	The target gains +1 Offensive Skill and +1 Defensive Skill, and has its weapons' Aim improved by 1.
3	Ice and Fire Cosmos	7+	24"	Hex Missile Damage	Instant	The target suffers 2D6 hits with Strength 4, Armour Penetration 0, and Magical Attacks . Successful Special Saves against wounds caused by this spell must be rerolled.
3	Ice and Fire Chaos	7+	24"	Hex Damage Augment	Instant	The target suffers 2D6 hits with Strength 4 and Armour Penetration 0, and Magical Attacks. Successful Armour Saves against wounds caused by this spell must be rerolled.

Magic items

Death Warrant: Attacks made with this weapon gain **Battle Focus** and become **Magical Attacks**. If a hit is scored with it against an enemy unit, friendly models with Parent Unit or Support Unit gain **Battle Focus** with attacks allocated towards the same enemy unit in the same phase in subsequent Initiative Steps.

Obsidian Rock: The bearer gains Magic Resistance (2).

Winter Cloak: The bearer gains **Aegis (2+, against Flaming Attacks)**, **Aegis (5+)**, and **Distracting**. The bearer automatically fails all Fortitude Saves.

Basalt Infusion: The wearer gains +1 Armour and Aegis (3+, against Flaming Attacks). The wearer automatically fails all Fortitude Saves.

Locket of Sunna: When fighting a Duel, choose a single model part with neither Harnessed nor Inanimate that the bearer is fighting with. The bearer and the chosen model part **must** swap their unmodified Characteristic values of Strength, Armour Penetration, Resilience, Agility, and Attack Value. This is done before applying other modifiers. If the chosen model part does not have a Defensive Profile of its own, use the Multipart Model's Defensive Profile instead.

Binding Scroll: One use only. May be activated after Siphon the Veil (at the end of step 3 of the Magic Phase Sequence).

When activated, pick an enemy model and select one of its Attribute, Bound, or Learned Spells. The selected model cannot cast the chosen instance of the spell during this Magic Phase. Only a single Binding Scroll may be activated during the same phase.

Magic banners

Aether Icon: The bearer gains Magic Resistance (1). If the unit contains a model with another instance of Magic Resistance, it increases that model's Magic Resistance value by 1 instead.

Banner of Discipline: The bearer's unit may reroll failed Panic Tests. If the Battle Standard Bearer or the General is part of the bearer's unit, it automatically passes Panic Tests instead.

Model Rules

Battle Focus: If the attack hits with a natural to-hit roll of '6', the attack causes two hits instead of one.

Beast Hunters: Attack Attribute - Shooting.

When using a Bow, the Shooting Attack gains Lethal Strike (against Beast) and Shots 2.

Blessings: The model part and all model parts in the same unit, except model parts with Harnessed gain Hatred. The model can cast the following three Bound Spells with Power Level (4/8) with Type: Caster's Unit and Augment, and Duration: Lasts One Turn:

- "Ullor's Blessing"

The target gains Aegis (5+) against Melee Attacks

- "Sunna's Blessing"

The target gains Flaming Attacks. All enemy units in base contact with one or more targets of this spell, when the spell is cast, suffer D6 hits with Strength 4, Armour Penetration 1, Flaming Attacks, and Magical Attacks.

- "Volund's Blessing"

The target must reroll failed to-wound rolls with Melee Attacks.

Bow:

Breath Attack:

Channel: During step 3 of the Magic Phase Sequence, each of the Active Player's models with Channel may add X Veil Tokens to the owner's Veil Token Pool. This Universal Rule is cumulative, adding X Veil Tokens of each independent instance of Channel to the model's total Channel value (so e.g. a model with Channel (1) and Channel (2) is treated like a model with Channel (3)).

Divine Attacks: Successful Aegis saves taken against the attack must be rerolled.

Fanatical: When a model with Fanatical is killed by a Melee Attack during any Initiative Step of a Round of Combat it is fighting, remove it as a casualty only at the end of Initiative Step 0.

Fear: Units in base contact with one or more enemy models with Fear suffer -1 Discipline. At the start of each Round of Combat, such units must take a Discipline Test, called a Fear Test. If this test is failed, the models in the unit are Shaken until the end of the Round of Combat. Models that have Fear themselves are immune to the effects of Fear.

Fearless: If more than half of a unit's models are Fearless, the unit automatically passes Panic Tests and Decimated Tests and cannot declare a Flee Charge Reaction (unless already Fleeing). Models that are Fearless are also immune to the effects of Fear.

First Knight: When the model is joined to a unit of Knightly Orders, the unit gains Fearless, and if the model is the General, the R&F models in the unit also gains Parent Unit.

Frenzy: A unit with at least half its models with Frenzy cannot choose Flee as Charge Reaction, and when taking Discipline Tests, apply the following:

- If it is a Panic Test, Decimated Test or Fear Test: the unit gains +2 Discipline.

- If it is a Break Test, roll the test as normal.

- If it is anyother Discipline Test, the unit suffers -2Discipline.

At the start of the Charge Phase, each of your units with at least one model with Frenzy that could Declare a Charge against an enemy unit within the unit's Advance Rate +7" (using the lowest Advance Rate among the unit's models; if a model has more than 1 Advance Rate available, use the highest one) must take a Discipline Test, called a Frenzy Test. If the test is failed, the whole unit must Declare a Charge this Player Turn. Note that Characters are never forced to charge out of their units.

Frontiersmen: The model automatically passes Panic Tests caused by Terror.

Great Weapon: Attacks made with a Great Weapon gain +2 Strength, +2 Armour Penetration and always strike at Initiative Step 0 (regardless of the wielder's Agility). A model using this weapon cannot simultaneously use a Shield against Melee Attacks

Grind Attacks: A model part with Grind Attacks resolves these attacks at its own Agility. It must choose an enemy unit in base contact with it. The chosen enemy unit suffers a number of hits equal to the value stated in brackets (X). These hits are resolved with the model part's own Strength and Armour Penetration.

If a model has both Grind Attacks and Impact Hits

, it may only use one of these rules in the same Round of Combat

(its controlling player may choose which). When several model parts in the same unit have Grind Attacks and when

X is a random number (e.g. Grind Attacks (2D3)), roll for the number of hits separately for each model part.

Hand Weapon: All models come equipped with a Hand Weapon as their default equipment. If a model has any Close Combat Weapon other than a Hand Weapon, it cannot choose to use the Hand Weapon (unless specifically stated). Hand Weapons wielded by models on foot can be used alongside a Shield, then giving Parry

Hard Target:

Harnessed: Model parts with Harnessed cannot make Supporting Attacks and cannot use Weapons. Shooting Weapons carried by model parts with Harnessed can be used by other model parts of the same model (as long as they do not have Harnessed or Inanimate). A model with with at least one model part with Harnessed is considered to be mounted.

Heavy Armour: +2 Armor

Impact Hits: At Initiative Step 10, a charging model part with Impact Hits must choose an enemy unit that is in base contact with the attacking model's Front Facing. This unit suffers a number of hits equal to the value stated in brackets (X). These hits are resolved with the attacking model part's Strength and Armour Penetration.

If a model has both Grind Attacks and Impact Hits, it may only use one of these rules in the same Round of Combat (its controlling player may choose which). In multipart models, only model parts that also have Harnessed or Inanimate can use their Impact Hits. When several models in the same unit have Impact Hits, and when X is a random number (e.g. Impact Hits (D6)), roll for the number of hits separately for each model part.

Inanimate: Inanimate - Melee

Model parts with Inanimate cannot make Close Combat Attacks and cannot use Shooting Weapons. Shooting Weapons carried by model parts with Inanimate can be used by other model parts of the same model (as long as they do not have Harnessed or Inanimate).

Knightly Orders: Universal Rule.

The model gains +1 Defensive Skill, and the Knight gains +1 Offensive Skill, +1 Strength, and +1 Armour Penetration. Knightly Orders cannot take Great Weapons.

Light Troops: Units composed entirely of models with Light Troops are allowed to make any number of Reforms when performing Advance Moves or March Moves. They are allowed to shoot even if they Marched or Reformed. No model can end its movement with its centre further away than its March Rate from its starting position, around any obstructions (including the Unit Spacing rule). This means that when checking the distance travelled by a model, check the path the model would have taken if it was alone, with the exception that the unit as a whole cannot break the Unit Spacing rule while performing the move. If a model performed any action during the movement (such as a Sweeping Attack), the distance moved is counted from its starting position to the point on the Battlefield where it performed that action and then to its final position.

If more than half the models in a unit have Light Troops, the unit always counts as having 0 Full Ranks. Characters with Light Troops that are joined to units with one or more models without Light Troops, lose this rule for as long as they remain with the unit. An Infantry Character joined to an Infantry unit with both Light Troops and the same Size as the Character gains Light Troops for as long as it remains with the unit.

Paired Weapons: The wielder gains +1 Attack Value when using Paired Weapons. Attacks made with Paired Weapons gain +1 Offensive Skill and ignore Parry. A model using this weapon cannot simultaneously use a Shield against Melee Attacks.

Pistol: Range 12" Shots 1 Strength 4 Armour Penetration 2 QuicktoFire

Plate Armour: +3 Armor

Random Movement: The unit cannot Declare Charges and cannot move normally (Advance, March, Reform) in the Movement Phase (which also means they cannot perform Magical Moves). The model loses Swiftstride (and can never gain it), but always charges, Flees, Pursues and Overruns the distance stated in brackets.

In the Movement Phase, at the end of step 2 of the the it with Random Movement moves using the rules for Pursuing units, except that they can freely choose which direction to rotate towards before rolling the Pursuit Distance, cannot move off the Board Edge and only take Dangerous Terrain Tests if they actually charge an enemy unit (they still test as normal when Fleeing, Pursuing a Broken enemy or Overrunning).

Whenever a unit with Random Movement needs a March Rate (e.g. when Post-Combat Reforming), use the potential maximum value of X as its March Rate.

Characters with Random Movement can only join units with Random Movement (by moving into contact with them during the Movement Phase or by being deployed inside), and units with Random Movement can only be joined by Characters with Random Movement. Units with Random Movement cannot enter Buildings. If a unit has several sets of Random Movement, use the one with the lowest average (in case of a tie, you may choose which version to use). A model with Random Movement cannot move in the same phase as it arrives on the Battlefield as Reinforcement (Dawn Assault) or Ambusher.

Reserves: Universal Rule.

The unit is treated as Insignificant by Parent and Support Units

Scoring: Units with at least one model with Scoring are considered to be Scoring Units, which are used for winning Secondary Objectives (see section XVI.2 "Scoring Secondary Objectives", page 67). Every army needs a few Scoring units to be able to complete Secondary Objectives, which is why units with Scoring are marked in the Army Books with a special pennant icon:

Scoring can be lost during the game:

- A unit that is Fleeing loses Scoring for as long as it is Fleeing.
- An Ambushing unit that enters the Battlefield on Game Turn 4 or later loses Scoring.
- A unit that has performed a Post-Combat Reform loses Scoring until the start of the following Player Turn.

Scout: At step 8 of the Pre-Game Sequence (after Spell Selection) an army that includes units with Scout must state which of its units with Scout will use it, starting with the player that picked the Deployment Zone. Deploy your army as usual, but without deploying any of the Scouting units. These units are placed after all other non-Scouting units have been deployed. They can either be deployed in your Deployment Zone, using the normal rules, or they can be deployed outside the Deployment Zone, but must be more than 18" away from any enemy units. This is decreased to 12" if the Scouting unit is deployed entirely within a Forest, Ruins, Field, Building, or Water Terrain Feature. Scouting units that are deployed outside their player's Deployment Zone may not Declare Charges in the first Player Turn (if their side has the first turn). If both players have Scouting units, alternate deploying one unit at a time, starting with the player that finished deploying first.

Shield: +1 Armour Hand Weapons wielded by models on foot can be used alongside a Shield, then giving Parry.

Skirmisher: The model can draw Lines of Sight in any direction (i.e. it is not limited by the Front Arc) from any point on its base (remember that Charge Moves are limited by a single Wheel of no more than 90°, and that Stand and Shoot Charge Reactions can only be done against enemies in the Front Arc) and can always use Shooting Attacks from any rank (they are not limited to shooting from first and second rank).

Units with at least one R&F model with Skirmisher are formed into a skirmish formation. They are not placed in base to base contact with each other. Instead, models are placed with a 12.5 mm distance between them. This gap is considered part of the unit for Cover purposes, and will have the same Size as the models in the unit. Other than this gap between models, units with Skirmisher follow the normal rules for forming units and therefore have a Front, two Flanks, a Rear, can perform Supporting Attacks, and so on. Units in skirmish formation gain Hard Target and Light Troops, never block Line of Sight, and when units in skirmish formation would contribute to Hard Cover, they contribute to Soft Cover instead.

Steam Cannon: Cannon Artillery Weapon.

Range: 36", Shots 1, Str 2[7], AP 0[6], Area Attack (5x1), [Multiple Wounds (D3, Clipped Wings)].

Steam Powered: The model may choose not to move despite having Random Movement, and Pursuit or Overrun Distance are always 0".

Before moving in the Movement Phase, the model may choose to replace its Random Movement (4D3) with Random Movement (5D3) until the end of the Movement Phase. If so, the Steam Cannon cannot be used during this Player Turn.

Towering Presence: The model gains Tall and can never be joined or join a unit (unless it is a War Platform). A model with Towering Presence increases its Rally Around the Flag and Commanding Presence ranges by 6".

Unbreakable: The model gains Fearless and its unit automatically passes all Break Tests. Characters with Unbreakable can only join units consisting entirely of models with Unbreakable. Units with one or more models with Unbreakable can only be joined by Characters with Unbreakable.

Wizard Apprentice: - Knows 1 spell.

- Can select between the Learned Spell 1 of its chosen Path and the Hereditary Spell of its army.

The Wizard selects its spells as described in Spell Selection

Zealots: Prelates may join the unit and gain Unbreakable and Fearless while joined to the unit.

Qr codes of your army

You can print this page to have all your army's units qrcode and cut them to stick them on your units, with them you can directly access to the unit's profil with your phone.

