



HIGHBORN ELVES

BATAILLE 01/08/22 - 4 500 POINTS



1480 pts (33.00 %) 1340 pts (30.00 %) 1405 pts (31.00 %) 1165 pts (26.00 %) 0 pts (0.00 %)

Characters **Core** **Special** **Queen's Bows** **Naval Ordnance**

(40 Max) (25 Least) (0 NoLimit) (30 Max) (15 Max)

Characters



ECTHELION


High Prince - Standard - Infantry - 20x20mm

670 POINTS



Global	Adv	Mar	Dis	Model Rules	
	5"	10"	10	Wizard Adept, Martial Discipline	
Defensive	HP	Def	Res	Arm	
	3	7	3	0	Light Armour
Offensive	Att	Off	Str	Ap	Agi
High Prince	4	7	4	1	8
Lightning Reflexes, Hand Weapon					


Options | General • Spear • Master of Canreig Tower • 3 additional Learned Spells • Destiny's Call • Sliver of the Blazing Dawn



PELENOR


Mage - Standard - Infantry - 20x20mm

295 POINTS



Global	Adv	Mar	Dis	Model Rules	
	5"	10"	9	Wizard Adept, Martial Discipline, Master of Spellcrafting	
Defensive	HP	Def	Res	Arm	
	3	4	3	0	
Offensive	Att	Off	Str	Ap	Agi
Mage	1	4	3	0	5
Lightning Reflexes, Lightning Reflexes, Hand Weapon					

Options | Light Armour • Pyromancy • Gleaming Robe



ALTON

Commander - Large - Cavalry - 50x50mm

515 POINTS



Global	Adv	Mar	Dis	Model Rules	
	5"	10"	9	Martial Discipline	
Defensive	HP	Def	Res	Arm	
	3	6	3	0	Light Armour
Offensive	Att	Off	Str	Ap	Agi
Commander	3	6	4	1	7
Lightning Reflexes, Lightning Reflexes, Hand Weapon					




MOUNT GRIFFON

Global	Adv	Mar	Dis	Model Rules	
	6"	12"	C	Fear, Fly, Light Troops, Towering Presence, Ancient Allies (1)	
	8"	16"			
Defensive	HP	Def	Res	Arm	
	4	C	5	C	
Offensive	Att	Off	Str	Ap	Agi

<i>Offensive</i>	<i>Att</i>	<i>Off</i>	<i>Str</i>	<i>Ap</i>	<i>Agi</i>	
Griffon	4	5	5	3	5	Harnessed, Lightning Reflexes, Devastating Charge

Options | Battle Standard Bearer • Griffon • Dragonforged Armour • Shield • Lance • Diadem of Protection


Core



GARDES-MER #1


Sea Guard **x20** - Standard - Infantry - 20x20mm

445 POINTS



<i>Global</i>	<i>Adv</i>	<i>Mar</i>	<i>Dis</i>	<i>Model Rules</i>		
	5"	10"	8	Scoring, Martial Discipline, Cover Volley		
<i>Defensive</i>	<i>HP</i>	<i>Def</i>	<i>Res</i>	<i>Arm</i>		
	1	5	3	0	Light Armour, Shield	
<i>Offensive</i>	<i>Att</i>	<i>Off</i>	<i>Str</i>	<i>Ap</i>	<i>Agi</i>	
Sea Guard	1	4	3	0	5	Lightning Reflexes, Steady Aim, Bow, Spear


Options | Champion • Musician • Standard Bearer



GARDES-MER #2

Sea Guard **x20** - Standard - Infantry - 20x20mm

445 POINTS



<i>Global</i>	<i>Adv</i>	<i>Mar</i>	<i>Dis</i>	<i>Model Rules</i>		
	5"	10"	8	Scoring, Martial Discipline, Cover Volley		
<i>Defensive</i>	<i>HP</i>	<i>Def</i>	<i>Res</i>	<i>Arm</i>		
	1	5	3	0	Light Armour, Shield	
<i>Offensive</i>	<i>Att</i>	<i>Off</i>	<i>Str</i>	<i>Ap</i>	<i>Agi</i>	
Sea Guard	1	4	3	0	5	Lightning Reflexes, Steady Aim, Bow, Spear

Options | Champion • Musician • Standard Bearer



LANCES PATRICIENNES #1

Highborn Lancers **x10** - Standard - Cavalry - 25x50mm


450 POINTS



<i>Global</i>	<i>Adv</i>	<i>Mar</i>	<i>Dis</i>	<i>Model Rules</i>		
	9"	18"	8	Scoring, Martial Discipline		
<i>Defensive</i>	<i>HP</i>	<i>Def</i>	<i>Res</i>	<i>Arm</i>		
	1	4	3	2	Heavy Armour, Shield	
<i>Offensive</i>	<i>Att</i>	<i>Off</i>	<i>Str</i>	<i>Ap</i>	<i>Agi</i>	
Highborn Lancer	1	4	3	0	5	Lightning Reflexes, Lance
Elven Horse	1	3	3	0	4	Harnessed

Options | Champion • Musician • Standard Bearer • War Banner of Ryma


Special



ECTHELION


Phoenix - Gigantic - Beast - 50x100mm

455 POINTS



<i>Global</i>	<i>Adv</i>	<i>Mar</i>	<i>Dis</i>	<i>Model Rules</i>	
	2"	4"	8	Fly, Light Troops, Ancient Allies (1), Rebirth	
	9"	18"			
<i>Defensive</i>	<i>HP</i>	<i>Def</i>	<i>Res</i>	<i>Arm</i>	
	5	5	5	3	
<i>Offensive</i>	<i>Att</i>	<i>Off</i>	<i>Str</i>	<i>Ap</i>	<i>Agi</i>
Phoenix	4	5	5	2	4


Options	Fire Phoenix • Warden's Bond
----------------	------------------------------



GARDES-LIONS #1


Lion Guard x25 - Standard - Infantry - 20x20mm

745 POINTS



<i>Global</i>	<i>Adv</i>	<i>Mar</i>	<i>Dis</i>	<i>Model Rules</i>	
	5"	10"	8	Bodyguard, Scoring, Strider, Martial Discipline, Valiant	
<i>Defensive</i>	<i>HP</i>	<i>Def</i>	<i>Res</i>	<i>Arm</i>	
	1	5	3	0	Heavy Armour, Lion's Fur
<i>Offensive</i>	<i>Att</i>	<i>Off</i>	<i>Str</i>	<i>Ap</i>	<i>Agi</i>
Lion Guard	1	5	4	1	5
					Lightning Reflexes, Multiple Wounds, Great Weapon


Options	Champion • Musician • Standard Bearer • Banner of Becalming
----------------	---



CHAR A LIONS #1


Lion Chariot - Large - Construct - 50x100mm

205 POINTS



<i>Global</i>	<i>Adv</i>	<i>Mar</i>	<i>Dis</i>	<i>Model Rules</i>	
	8"	8"	8	Swiftstride, Martial Discipline, Valiant	
<i>Defensive</i>	<i>HP</i>	<i>Def</i>	<i>Res</i>	<i>Arm</i>	
	4	5	4	2	Heavy Armour
<i>Offensive</i>	<i>Att</i>	<i>Off</i>	<i>Str</i>	<i>Ap</i>	<i>Agi</i>
Crew	1	5	4	1	5
					Lightning Reflexes, Multiple Wounds, Great Weapon
Lion	2	5	5	2	4
					Harnessed
Chassis			5	2	
					Impact Hits, Inanimate


Queen's Bows



VEILLEURS GRIS #1

Grey Watchers x10 - Standard - Infantry - 20x20mm

275 POINTS



<i>Global</i>	<i>Adv</i>	<i>Mar</i>	<i>Dis</i>	<i>Model Rules</i>	
	5"	10"	8	Light Troops, Skirmisher, Martial Discipline, Fae Miasma	
<i>Defensive</i>	<i>HP</i>	<i>Def</i>	<i>Res</i>	<i>Arm</i>	
	1	4	3	0	Hard Target, Light Armour
<i>Offensive</i>	<i>Att</i>	<i>Off</i>	<i>Str</i>	<i>Ap</i>	<i>Agi</i>
Grey Watcher	1	4	3	0	5
					Accurate, Lightning Reflexes, Longbow

Options	Scout • Shield • Paired Weapons • Champion
----------------	--

Magics

Racial Trait Spell

	Casting	Range	Type	Duration
H Favour of Meladys				
Mf	10+	Caster	Caster	Last one Turn
<p>You gain one Veil Token that is not removed when the spell ends. When a friendly unit within 18" of the Caster suffers a wound before Special Saves, you may discard a Veil Token from your Veil Token pool and apply the following rules instead:</p> <ul style="list-style-type: none"> No Special Save can be taken. If the attack causing the wound has Multiple Wounds, it inflicts one wound less than usual. Otherwise, the wound is ignored. For Standard Infantry, up to 2 wounds are ignored per token provided they are suffered simultaneously. A maximum of two Veil Tokens may be discarded each phase for this purpose. Characters and Gigantic models can only ignore a single wound this way per phase. 				



		Casting	Range	Type	Duration	Effect
3	Flaming Swords	8+ [11+]	18" [6"Aura]	Augment	Last one Turn	The target gains Flaming Attacks and Magical Attacks. In addition, the target's Melee and Shooting Attacks gain a +1 to-wound modifier.
A	Blaze		24"	Hex, Missile, Damage	Instant	The target suffers 1 hit with Strength 5, Armour Penetration 2, Flaming Attacks, and Magical Attacks.
2	Cascading Fire	5+ [8+]	24" [12"]	Hex	Last one Turn	The target suffers D6 [2D6] hits with Strength 4, Armour Penetration 0, Flaming Attacks, and Magical Attacks.
1	Fireball (rep)	4+	36"	Hex, Missile, Damage	Instant	The target suffers D6 hits with Strength 4, Armour Penetration 0, Flaming Attacks and Magical Attacks.
5	Scorching Salvo	8+	24"Aura	Hex, Damage	Instant	The target suffers D3+1 hits with Strength 4, Armour Penetration 0, Flaming Attacks, and Magical Attacks.
6	Enveloping Embers	11+	24"	Hex, Damage, Direct	Instant	Each model in the target unit suffers 1 hit with Strength 3, Armour Penetration 0, Flaming Attacks, and Magical Attacks.
4	Pyroclastic Flow	7+ [10+]	24" [12"]	Hex, Missile, Damage	Instant	The target suffers 2D6 [3D6] hits with Strength 4, Armour Penetration 0, Flaming Attacks and Magical Attacks.

Magic items

Destiny's Call: The wearer gains Aegis (4+). In addition, its Armour is set to 3 and can never be improved beyond this.

Sliver of the Blazing Dawn: Attacks made with this weapon gain +1 Strength, +2 Armour Penetration, and become **Magical Attacks**. Each successful to-hit roll with this weapon causes two hits instead of one.

Gleaming Robe: The wearer gains **Aegis (3+)**. In addition, its Armour is **set** to 1 and can **never** be improved beyond this. If the wearer Miscasts and rolls Magical Inferno or Witchfire, the number of hits is halved, rounding fractions up.

Diadem of Protection: The bearer gains **Aegis (+2, max 4+)**.

Magic banners

War Banner of Ryma: R&F model parts without Harnessed in a unit with one or more War Banners of Ryma gain **Devastating Charge (+1 Str)**. In addition, all Infantry models in the unit gain **Devastating Charge (+1 Str; Adv)**.

Banner of Becalming: In the opponent's Magic Phase, during Siphon the Veil before converting Veil Tokens into Magic Dice, remove one Veil Token from the opponent's Veil Token pool and add one Veil Token to your Veil Token pool.

Model Rules

Accurate:

Ancient Allies: The sum of the Ancient Allies values stated in brackets of all models in the army is restricted to 1 per 1500 Army Points, rounding fractions up.

Bodyguard: When a Character is joined to a unit in which at least one model has Bodyguard, that Character gains Stubborn. When Characters or Character types are stated in brackets, Bodyguard only works for the specified Characters or Character types.

Bow:

Cover Volley: When an enemy unit declares a Charge against another unit containing one or more models with Martial Discipline in the Charge Phase, a single friendly unit containing one or more models with Cover Volley may immediately perform a Stand and Shoot Charge Reaction with the following conditions and restrictions: • The distance between the Charger and the Charged unit **must** be greater than the Charger's Advance Rate (using the lowest value among the Charging models if there is more than one). • The unit with Cover Volley is within 12" of the Charged unit. • Only model parts with Cover Volley may shoot, and they may only shoot once per Charge Phase. • The unit **must** use Stand and Shoot before the Charged unit declares its Charge Reaction. If the Charge is no longer possible after the unit's Stand and Shoot (e.g. due to the Charging unit being destroyed or failing a Panic Test), the Charged unit does not declare any Charge Reaction. • The Stand and Shoot Charge Reaction is performed as if the enemy had declared the

Charge against the unit with Cover Volley in their current position (apply the normal rules for the Stand and Shoot Charge Reaction, i.e. the Charging unit must be Located in the Front Arc of the unit with Cover Volley, the unit with Cover Volley cannot be Shaken or Fleeing, etc.).

Fae Miasma: This Attack Attribute can only be used with Longbows and Paired Weapons. When a unit is hit by attacks with Fae Miasma, it **must** take a Resilience Test for each hit, using the Resilience that the largest proportion of models in the unit has. Use the higher value in case of a tie. If one or more Resilience Tests are failed, all models in the unit are affected by Fae Miasma until the start of the Active Player's next Player Turn. A model that is affected by one or more instances of Fae Miasma suffers a -1 to-hit modifier (both for Shooting Attacks and Close Combat Attacks).

Fly: The model gains Light Troops and Swiftstride. Units composed entirely of models with Fly may make Flying Movements when performing a Move Chargers move, an Advance Move, or a March Move. When a unit makes a Flying Movement, substitute its models' Advance Rate with the first value given in brackets (X), and their March Rate with the second value given in brackets (Y). All modifiers to ground movement values are also applied to the flying values of a model. Units using Flying Movement ignore all Terrain Features and units during the Flying Movement (from their starting to their ending position), but must abide by the Unit Spacing rule at the end of the move (unless charging, when the normal exceptions to the Unit Spacing rule apply). They are still affected by the effects of the Terrain Features from which they take off and in which they land.

Great Weapon: Attacks made with a Great Weapon gain +2 Strength, +2 Armour Penetration and always strike at Initiative Step 0 (regardless of the wielder's Agility). A model using this weapon cannot simultaneously use a Shield against Melee Attacks

Hand Weapon: All models come equipped with a Hand Weapon as their default equipment. If a model has any Close Combat Weapon other than a Hand Weapon, it cannot choose to use the Hand Weapon (unless specifically stated). Hand Weapons wielded by models on foot can be used alongside a Shield, then giving Parry

Hard Target:

Harnessed: Model parts with Harnessed cannot make Supporting Attacks and cannot use Weapons. Shooting Weapons carried by model parts with Harnessed can be used by other model parts of the same model (as long as they do not have Harnessed or Inanimate). A model with with at least one model part with Harnessed is considered to be mounted.

Heavy Armour: +2 Armor

Impact Hits: At Initiative Step 10, a charging model part with Impact Hits must choose an enemy unit that is in base contact with the attacking model's Front Facing. This unit suffers a number of hits equal to the value stated in brackets (X). These hits are resolved with the attacking model part's Strength and Armour Penetration.

If a model has both Grind Attacks and Impact Hits, it may only use one of these rules in the same Round of Combat (its controlling player may choose which). In multipart models, only model parts that also have Harnessed or Inanimate can use their Impact Hits. When several models in the same unit have Impact Hits, and when X is a random number (e.g. Impact Hits (D6)), roll for the number of hits separately for each model part.

Inanimate: Inanimate - Melee

Model parts with Inanimate cannot make Close Combat Attacks and cannot use Shooting Weapons. Shooting Weapons carried by model parts with Inanimate can be used by other model parts of the same model (as long as they do not have Harnessed or Inanimate).

Lance: Attacks made with a Lance and allocated toward models in the wielders' Front Facing gain Devastating Charge (+2 Strength, +2 Armour Penetration). Infantry cannot use Lances.

Light Armour: Armor +1

Light Troops: Units composed entirely of models with Light Troops are allowed to make any number of Reforms when performing Advance Moves or March Moves. They are allowed to shoot even if they Marched or Reformed. No model can end its movement with its centre further away than its March Rate from its starting position, around any obstructions (including the Unit Spacing rule). This means that when checking the distance travelled by a model, check the path the model would have taken if it was alone, with the exception that the unit as a whole cannot break the Unit Spacing rule while performing the move. If a model performed any action during the movement (such as a Sweeping Attack), the distance moved is counted from its starting position to the point on the Battlefield where it performed that action and then to its final position.

If more than half the models in a unit have Light Troops, the unit always counts as having 0 Full Ranks. Characters with Light Troops that are joined to units with one or more models without Light Troops, lose this rule for as long as they remain with the unit. An Infantry Character joined to an Infantry unit with both Light Troops and the same Size as the Character gains Light Troops for as long as it remains with the unit.

Lightning Reflexes: Close Combat

A Close Combat Attack with Lightning Reflexes gains a +1 to-hit modifier. Model parts with this Attack Attribute wielding Great Weapons do not gain this +1 to-hit modifier, but strike with the Great Weapon at the Initiative Step corresponding to their Agility instead of always striking at Initiative Step 0.

Lightning Reflexes:

Lion's Fur: Armour Equipment

If on foot, the wearer gains +1 Armour, which is improved to +2 Armour against Shooting Attacks.

Longbow: Portée 30", tir 1, Force 3, PA 0, Tir précis, Tir rapide

Martial Discipline: If more than half of a unit's models have Martial Discipline, their Discipline Tests are subject to Minimised Roll except for Panic and Break Tests.

Master of Spellcrafting: The Wizard's spells have their Casting Value reduced by 1. When performing a Casting Attempt with a single Magic Dice, a natural roll of '1' or '2' is always a failed Casting Attempt, regardless of any modifiers.

Multiple Wounds: Attacks & Weapons, Melee

Unsaved wounds caused by the attacks are multiplied into the value given in brackets (X). If the value is a dice (e.g. Multiple Wounds (D3)), roll one dice for each unsaved wound with Multiple Wounds. The amount of wounds that the attack is multiplied into can never be higher than the Health Points Characteristic of the target (excluding Health Points lost previously in the battle). For example, if a Multiple Wounds (D6) attack wounds a unit of Trolls (HP 3) and rolls a '5' for the multiplier, the number of unsaved wounds is reduced to 3, even if the Troll unit has already lost one or two Health Points previously in battle.

If Clipped Wings is stated after the X value in brackets, any unsaved wound caused by the attack against a model with Fly is multiplied into X+1 instead of X.

Rebirth: The first time a Phoenix loses its last Health Point, the owner **must** roll a D6. The roll is successful on a roll of 5+ (or 3+ if the model has Warden's Bond):

- Remove the model as a casualty as usual, but place a marker on the centre of the model's final position.
- In the next Player Turn, at the start of step 3 of the Movement Phase Sequence (after Rallying Fleeing units), the Phoenix model is placed back on the Battlefield. The centre of the model **must** be placed within 3" of the marker and the model **must** be placed more than 1" away from other units and Impassable Terrain, facing any direction.
- If the model cannot be placed following these rules, it cannot return for the rest of the game.
- The returned model is the same model that left the game, including any and all ongoing effects (such as spells affecting the model), with the exception that it always returns with only 1 Health Point left and counts as Rallied in case it was Fleeing when it lost its last Health Point (and thus is Shaken until the end of the Player Turn).
- The model does not grant Victory Point for being Destroyed if it still has Health Points left at the end of the game. If the roll fails, follow the normal rules (i.e. the model is removed as a casualty).

Scoring: Units with at least one model with Scoring are considered to be Scoring Units, which are used for winning Secondary Objectives (see section XVI.2 "Scoring Secondary Objectives", page 67). Every army needs a few Scoring units to be able to complete Secondary Objectives, which is why units with Scoring are marked in the Army Books with a special pennant icon:

Scoring can be lost during the game:

- A unit that is Fleeing loses Scoring for as long as it is Fleeing.
- An Ambushing unit that enters the Battlefield on Game Turn 4 or later loses Scoring.
- A unit that has performed a Post-Combat Reform loses Scoring until the start of the following Player Turn.

Shield: +1 Armour Hand Weapons wielded by models on foot can be used alongside a Shield, then giving Parry.

Skirmisher: The model can draw Lines of Sight in any direction (i.e. it is not limited by the Front Arc) from any point on its base (remember that Charge Moves are limited by a single Wheel of no more than 90°, and that Stand and Shoot Charge Reactions can only be done against enemies in the Front Arc) and can always use Shooting Attacks from any rank (they are not limited to shooting from first and second rank).

Units with at least one R&F model with Skirmisher are formed into a skirmish formation. They are not placed in base to base contact with each other. Instead, models are placed with a 12.5 mm distance between them. This gap is considered part of the unit for Cover purposes, and will have the same Size as the models in the unit. Other than this gap between models, units with Skirmisher follow the normal rules for forming units and therefore have a Front, two Flanks, a Rear, can perform Supporting Attacks, and so on. Units in skirmish formation gain Hard Target and Light Troops, never block Line of Sight, and when units in skirmish formation would contribute to Hard Cover, they contribute to Soft Cover instead.

Spear:

Steady Aim: The model can shoot from the third rank (in addition to the first and second) and it does not suffer the -1 to-hit modifier for Stand and Shoot Charge Reactions.

Strider: The model automatically passes Dangerous Terrain Tests taken due to Terrain. If more than half of a unit's models have Strider, the unit never loses their Steadfast or Rank Bonus due to Terrain. Sometimes Strider is linked to a specific type of Terrain, stated in brackets. In this case, models with Strider are considered Striders only when interacting with such type of Terrain.

Swiftstride: When a unit composed entirely of models with Swiftstride rolls Charge Range, Flee Distance, Pursuit Distance or Overrun Distance, it rolls an additional D6 (normally this will lead to rolling 3D6) and discards the lowest D6 rolled.

Valiant: The model is immune to the effects of Fear. If more than half of a unit's models have Valiant, the unit automatically passes Panic Tests caused by Terror.

Wizard Adept: - Knows 2 spells.

- Can select from the Learned Spells 1, 2, 3, and 4 of its chosen Path and the Hereditary Spell of its army.
- The Wizard gains Channel (1) and selects its spells as described in Spell Selection.

Qr codes of your army

You can print this page to have all your army's units qrcode and cut them to stick them on your units, with them you can directly access to the unit's profil with your phone.

Ecthelion



Ecthelion



Pelenor



Gardes-mer #1



Gardes-mer #2



Alton



Lances patriciennes #1



Gardes-lions #1



Veilleurs gris #1



Char à lions #1

