



# DWARVEN HOLDS

## KING OF KING - 4 509 POINTS



1785 pts (40.00 %) 1128 pts (25.00 %) 1596 pts (35.00 %) 0 pts (0.00 %) 0 pts (0.00 %)

**Characters** (40 Max) **Core** (25 Least) **Special** (0 NoLimit) **Clans' Thunder** (35 Max) **Engines of War** (20 Max)

### Characters



#### ROI #1

King - Standard - Infantry - 40x60mm

760 POINTS



Global	Adv	Mar	Dis	Model Rules		
	3"	9"	10			
Defensive	HP	Def	Res	Arm		
	3	7	5	0	Shield Wall (Ægide, Ægide), Plate Armour	
Offensive	Att	Off	Str	Ap	Agi	
King	4	7	4	1	4	Sturdy, Hand Weapon



#### MOUNT WAR THRONE

Global	Adv	Mar	Dis	Model Rules		
	3"	9"	C	Tall, Majesty of High Kings		
Defensive	HP	Def	Res	Arm		
	6	C	C	C+2		
Offensive	Att	Off	Str	Ap	Agi	
War Throne	4	5	4	1	2	Harnessed, Sturdy, Hatred

**Options** Shield • Holdstone • War Throne • General • Rune of Denial • Rune of Dragon's Breath x1 • Rune of Might x1 • Rune of Fury x2



#### KING #2

King - Standard - Infantry - 40x60mm

690 POINTS



Global	Adv	Mar	Dis	Model Rules		
	3"	9"	10			
Defensive	HP	Def	Res	Arm		
	3	7	5	0	Shield Wall (Ægide, Ægide), Plate Armour	
Offensive	Att	Off	Str	Ap	Agi	
King	4	7	4	1	4	Sturdy, Hand Weapon



#### MOUNT WAR THRONE

Global	Adv	Mar	Dis	Model Rules		
	3"	9"	C	Tall, Majesty of High Kings		
Defensive	HP	Def	Res	Arm		
	6	C	C	C+2		
Offensive	Att	Off	Str	Ap	Agi	
War Throne	4	5	4	1	2	Harnessed, Sturdy, Hatred

**Options** Holdstone • War Throne • Rune of Shielding x2 • Rune of Destruction • Rune of Craftsmanship • Rune of Fury x1



### RUNIC SMITH #1

Runic Smith - Standard - Infantry - 20x20mm

335 POINTS



Global	Adv	Mar	Dis	Model Rules		
	3"	9"	9	Channel (1, 1), Rune Craft Mastery		
Defensive	HP	Def	Res	Arm		
	3	5	4	0	Shield Wall (Ægide, Ægide), Magic Resistance (1, 1), Plate Armour	
Offensive	Att	Off	Str	Ap	Agi	
Runic Smith	2	5	4	1	3	Sturdy, Hand Weapon

**Options** | Shield • Rune of Devouring • Rune of Harnessing x1 • Rune of Grounding • Rune of Iron x1

### Core



### BARBES-GRISES #1

Greybeards x26 - Standard - Infantry - 20x20mm

573 POINTS



Global	Adv	Mar	Dis	Model Rules		
	3"	9"	9	Scoring, Fearless, Seen It All		
Defensive	HP	Def	Res	Arm		
	1	5	4	0	Shield Wall (Ægide, Ægide), Heavy Armour	
Offensive	Att	Off	Str	Ap	Agi	
Greybeards	1	5	4	1	2	Sturdy

**Options** | Shield • Champion • Musician • Standard Bearer • Banner of Speed



### BARBES-GRISES #2

Greybeards x25 - Standard - Infantry - 20x20mm

555 POINTS



Global	Adv	Mar	Dis	Model Rules		
	3"	9"	9	Scoring, Fearless, Seen It All		
Defensive	HP	Def	Res	Arm		
	1	5	4	0	Shield Wall (Ægide, Ægide), Heavy Armour	
Offensive	Att	Off	Str	Ap	Agi	
Greybeards	1	5	4	1	2	Sturdy

**Options** | Shield • Champion • Musician • Standard Bearer • Banner of Speed

### Special



### KING'S GUARD #1

King's Guard x25 - Standard - Infantry - 20x20mm


550 POINTS



Global	Adv	Mar	Dis	Model Rules		
	3"	9"	9	Scoring, Bodyguard		
Defensive	HP	Def	Res	Arm		
	1	5	4	0	Plate Armour, Shield	
Offensive	Att	Off	Str	Ap	Agi	

<i>Offensive</i>	<i>Att</i>	<i>Off</i>	<i>Str</i>	<i>Ap</i>	<i>Agi</i>	
King's Guard	2	5	4	1	2	Sturdy, Great Weapon


<b>Options</b>	Champion • Musician
----------------	---------------------




### GRUDGE BUSTER #1

Grudge Buster - Large - Construct - 50x100mm

## 315 POINTS




<i>Global</i>	<i>Adv</i>	<i>Mar</i>	<i>Dis</i>	<i>Model Rules</i>		
	1"	1"	9	Light Troops, Swiftstride, Fly (8", 8", 8", 8")		
	8"	8"				
<i>Defensive</i>	<i>HP</i>	<i>Def</i>	<i>Res</i>	<i>Arm</i>		
	5	4	5	4		
<i>Offensive</i>	<i>Att</i>	<i>Off</i>	<i>Str</i>	<i>Ap</i>	<i>Agi</i>	
Crew (2)	2	4	4	1	2	
<b>Chassis</b>			5	2	2	Harnessed, Inanimate, Impact Hits (D6+1, D6+1), Grind Attacks (3D3, 3D3), Forge Repeater (4+, 4+)




### GRUDGE BUSTER #2

Grudge Buster - Large - Construct - 50x100mm

## 315 POINTS




<i>Global</i>	<i>Adv</i>	<i>Mar</i>	<i>Dis</i>	<i>Model Rules</i>		
	1"	1"	9	Light Troops, Swiftstride, Fly (8", 8", 8", 8")		
	8"	8"				
<i>Defensive</i>	<i>HP</i>	<i>Def</i>	<i>Res</i>	<i>Arm</i>		
	5	4	5	4		
<i>Offensive</i>	<i>Att</i>	<i>Off</i>	<i>Str</i>	<i>Ap</i>	<i>Agi</i>	
Crew (2)	2	4	4	1	2	
<b>Chassis</b>			5	2	2	Harnessed, Inanimate, Impact Hits (D6+1, D6+1), Grind Attacks (3D3, 3D3), Forge Repeater (4+, 4+)



### SEEKERS #1

Seekers x17 - Standard - Infantry - 20x20mm

## 416 POINTS



<i>Global</i>	<i>Adv</i>	<i>Mar</i>	<i>Dis</i>	<i>Model Rules</i>		
	3"	9"	10	Unbreakable, Fearless, The bigger they are...		
<i>Defensive</i>	<i>HP</i>	<i>Def</i>	<i>Res</i>	<i>Arm</i>		
	1	4	4	0	Aegis (6+)	
<i>Offensive</i>	<i>Att</i>	<i>Off</i>	<i>Str</i>	<i>Ap</i>	<i>Agi</i>	
Seekers	1	4	4	1	2	Sturdy, Yer comin' with me!, Weapon Master, Paired Weapons, Great Weapon

<b>Options</b>	Champion • Musician • Brothers of Vengeance
----------------	---

## Magics

### Magic items

**Rune of Denial:** Dominant.  
0-1 per Army.  
One use only. The player may choose to use this Rune instead of making a Dispel Attempt. The spell is automatically dispelled.

**Rune of Dragon's Breath:** The bearer gains Breath Attack (Str 4, AP 1, Flaming Attacks, Magical Attacks).  
A single friendly Rune of Dragon's Breath may be used per Round of Combat.

**Rune of Fury:** For each Rune of Fury engraved on a weapon, the wielder gains +1 Attack Value when using it.

**Rune of Might:** For each Rune of Might engraved on a weapon, attacks made with it gain +1 Strength and +1 Armour Penetration.

**Rune of Craftsmanship:** A weapon engraved with this Rune follows the rules for Great Weapons (this does not prevent the weapon from being engraved with additional Runes).

**Rune of Destruction:** Attacks made with a weapon engraved with this Rune gain Multiple Wounds (D3).

**Rune of Shielding:** The bearer gains Aegis (+1, max 4+). The Aegis from this Rune only stacks with itself and/or Shield Wall.

**Rune of Devouring:** Runic Smiths only.

One use only. The player may choose to use this Rune instead of performing a Dispelling Attempt. The spell is cast as normal but the Caster may not cast it again for the rest of the game. Spells dispelled by the Rune of Revocation and Attribute Spells are not affected.

**Rune of Grounding:** Runic Smiths only.

0-1 per Army.

One use only. May be activated at the start of any Melee Phase. All spells with Duration: One Turn that affect any of the following units come to an end:

- The bearer's unit
- Enemy units in base contact with the bearer

**Rune of Harnessing:** Runic Smiths only.

Enemy models within 24" of the Runic Smith have their Channel value (the value within brackets) reduced by 1, to a minimum of 0.

**Rune of Iron:** The wearer of an armour engraved with

- A single Rune of Iron gains +1 Armour.
- Two or more Runes of Iron gains +2 Armour.

## Magic banners

**Banner of Speed:** A unit with one or more Banners of Speed gains +1" Advance Rate and +2" March Rate.

## Model Rules

**Aegis:**

**Bodyguard:** When a Character is joined to a unit in which at least one model has Bodyguard, that Character gains Stubborn. When Characters or Character types are stated in brackets, Bodyguard only works for the specified Characters or Character types.

**Channel:** During step 3 of the Magic Phase Sequence, each of the Active Player's models with Channel may add X Veil Tokens to the owner's Veil Token Pool. This Universal Rule is cumulative, adding X Veil Tokens of each independent instance of Channel to the model's total Channel value (so e.g. a model with Channel (1) and Channel (2) is treated like a model with Channel (3)).

**Fearless:** If more than half of a unit's models are Fearless, the unit automatically passes Panic Tests and Decimated Tests and cannot declare a Flee Charge Reaction (unless already Fleeing). Models that are Fearless are also immune to the effects of Fear.

**Fly:** The model gains Light Troops and Swiftstride. Units composed entirely of models with Fly may make Flying Movements when performing a Move Chargers move, an Advance Move, or a March Move. When a unit makes a Flying Movement, substitute its models' Advance Rate with the first value given in brackets (X), and their March Rate with the second value given in brackets (Y). All modifiers to ground movement values are also applied to the flying values of a model. Units using Flying Movement ignore all Terrain Features and units during the Flying Movement (from their starting to their ending position), but must abide by the Unit Spacing rule at the end of the move (unless charging, when the normal exceptions to the Unit Spacing rule apply). They are still affected by the effects of the Terrain Features from which they take off and in which they land.

**Forge Repeater:** Shooting Weapon.

Range 18", Shots 4, Str 5, AP 2, Flaming Attacks, Quick to Fire.

**Great Weapon:** Attacks made with a Great Weapon gain +2 Strength, +2 Armour Penetration and always strike at Initiative Step 0 (regardless of the wielder's Agility). A model using this weapon cannot simultaneously use a Shield against Melee Attacks

**Grind Attacks:** A model part with Grind Attacks resolves these attacks at its own Agility. It must choose an enemy unit in base contact with it. The chosen enemy unit suffers a number of hits equal to the value stated in brackets (X). These hits are resolved with the model part's own Strength and Armour Penetration.

If a model has both Grind Attacks and Impact Hits

, it may only use one of these rules in the same Round of Combat

(its controlling player may choose which). When several model parts in the same unit have Grind Attacks and when

X is a random number (e.g. Grind Attacks (2D3)), roll for the number of hits separately for each model part.

**Hand Weapon:** All models come equipped with a Hand Weapon as their default equipment. If a model has any Close Combat Weapon other than a Hand Weapon, it cannot choose to use the Hand Weapon (unless specifically stated). Hand Weapons wielded by models on foot can be used alongside a Shield, then giving Parry

**Harnessed:** Model parts with Harnessed cannot make Supporting Attacks and cannot use Weapons. Shooting Weapons carried by model parts with Harnessed can be used by other model parts of the same model (as long as they do not have Harnessed or Inanimate). A model with with at least one model part with Harnessed is considered to be mounted.

**Heavy Armour:** +2 Armor

**Impact Hits:** At Initiative Step 10, a charging model part with Impact Hits must choose an enemy unit that is in base contact with the attacking model's Front Facing. This unit suffers a number of hits equal to the value stated in brackets (X). These hits are resolved with the attacking model part's Strength and Armour Penetration.

If a model has both Grind Attacks and Impact Hits, it may only use one of these rules in the same Round of Combat (its controlling player may choose

which). In multipart models, only model parts that also have Harnessed or Inanimate can use their Impact Hits. When several models in the same unit have Impact Hits, and when X is a random number (e.g. Impact Hits (D6)), roll for the number of hits separately for each model part.

**Inanimate:** Inanimate - Melee

Model parts with Inanimate cannot make Close Combat Attacks and cannot use Shooting Weapons. Shooting Weapons carried by model parts with Inanimate can be used by other model parts of the same model (as long as they do not have Harnessed or Inanimate).

**Light Troops:** Units composed entirely of models with Light Troops are allowed to make any number of Reforms when performing Advance Moves or March Moves. They are allowed to shoot even if they Marched or Reformed. No model can end its movement with its centre further away than its March Rate from its starting position, around any obstructions (including the Unit Spacing rule). This means that when checking the distance travelled by a model, check the path the model would have taken if it was alone, with the exception that the unit as a whole cannot break the Unit Spacing rule while performing the move. If a model performed any action during the movement (such as a Sweeping Attack), the distance moved is counted from its starting position to the point on the Battlefield where it performed that action and then to its final position.

If more than half the models in a unit have Light Troops, the unit always counts as having 0 Full Ranks. Characters with Light Troops that are joined to units with one or more models without Light Troops, lose this rule for as long as they remain with the unit. An Infantry Character joined to an Infantry unit with both Light Troops and the same Size as the Character gains Light Troops for as long as it remains with the unit.

**Magic Resistance:**

**Paired Weapons:** The wielder gains +1 Attack Value when using Paired Weapons. Attacks made with Paired Weapons gain +1 Offensive Skill and ignore Parry. A model using this weapon cannot simultaneously use a Shield against Melee Attacks.

**Plate Armour:** +3 Armor

**Rune Craft Mastery:** Close Combat Attacks from models in the same unit as one or more models with Rune Craft Mastery gain +1 Armour Penetration. Each Runic Smith may select up to three different Battle Runes during Spell Selection, provided it paid for them.

**Scoring:** Units with at least one model with Scoring are considered to be Scoring Units, which are used for winning Secondary Objectives (see section XVI.2 "Scoring Secondary Objectives", page 67). Every army needs a few Scoring units to be able to complete Secondary Objectives, which is why units with Scoring are marked in the Army Books with a special pennant icon:

Scoring can be lost during the game:

- A unit that is Fleeing loses Scoring for as long as it is Fleeing.
- An Ambushing unit that enters the Battlefield on Game Turn 4 or later loses Scoring.
- A unit that has performed a Post-Combat Reform loses Scoring until the start of the following Player Turn.

**Seen It All:** Friendly units within 6" of a Greybeards unit may reroll failed Panic Tests and Decimated Tests.

**Shield:** +1 Armour Hand Weapons wielded by models on foot can be used alongside a Shield, then giving Parry.

**Shield Wall:** When using a Shield, the model gains Aegis (6+, against Close Combat Attacks). This is improved to Aegis (5+, against Close Combat Attacks) if the attacker is Charging. This Special Save can only be used against attacks from enemies Engaged in the model's unit's Front Facing.

**Sturdy:** Melee.

The model gains Devastating Charge (+1 Str, +1 AP) and it does not suffer from negative to-hit modifiers from a Stand and Shoot Charge Reaction.

**Swiftstride:** When a unit composed entirely of models with Swiftstride rolls Charge Range, Flee Distance, Pursuit Distance or Overrun Distance, it rolls an additional D6 (normally this will lead to rolling 3D6) and discards the lowest D6 rolled.

**The bigger they are...:** When Charging a unit that contains at least one Large or Gigantic model, the model gains Swiftstride for the Charge Range roll.

**Unbreakable:** The model gains Fearless and its unit automatically passes all Break Tests. Characters with Unbreakable can only join units consisting entirely of models with Unbreakable. Units with one or more models with Unbreakable can only be joined by Characters with Unbreakable.

**Weapon Master:**

**Yer comin' with me!:** Close Combat.

In order to use this Attack Attribute, the unit must be at least as wide as it is deep at the start of the Round of Combat.

Close Combat Attacks made by models with this Attack Attribute can never wound on worse than 4+. In addition, when a model with this Attack Attribute is removed as a casualty during the Melee Phase due to an enemy Melee Attack, it must immediately, before removal, perform a single Close Combat Attack with the following rules and restrictions:

- The attack is always resolved with Strength 5 and Armour Penetration 2.
- The owner must choose one of the following options:
  - (1) The attack is allocated towards the model that caused the casualty.
  - (2) The attack is allocated towards a R&F model in that model's unit. The hit is distributed onto the unit.

In either case, the model with Yer comin' with me! is considered in base contact with the attacked model, and the models count as Engaged in the same Facing as their units.

- This Attack Attribute cannot be used against casualties caused by Impact Hits.

## Qr codes of your army

You can print this page to have all your army's units qrcode and cut them to stick them on your units, with them you can directly access to the unit's profil with your phone.

Roi #1



King #2



Runic Smith #1



Barbes-grises #1



Barbes-grises #2



King's Guard #1



Grudge Buster #1



Grudge Buster #2



Seekers #1

