



# EMPIRE OF SONNSTAHL

## ABRASUS VARIANT - 4 462 POINTS



1785 pts (40.00 %)   1332 pts (30.00 %)   335 pts (7.00 %)   1015 pts (23.00 %)   805 pts (18.00 %)   500 pts (11.00 %)  
**Characters**                      **Core**                      **Special**                      **Imperial Auxiliaries**                      **Imperial Armoury**                      **Sunna's Fury**  
 (40 Max)                      (25 Least)                      (0 NoLimit)                      (35 Max)                      (20 Max)                      (30 Max)

### Characters

**KNIGHT COMMANDER #1**  
Knight Commander - Standard - Cavalry - 25x50mm

**380 POINTS**

Global	Adv	Mar	Dis			Model Rules
	4"	8"	9			First Knight
Defensive	HP	Def	Res	Arm		
	3	6	4	0	Plate Armour	
Offensive	Att	Off	Str	Ap	Agi	
Knight Commander	4	6	4	1	6	Hand Weapon



#### MOUNT HORSE

Global	Adv	Mar	Dis			Model Rules
	7"	14"	C			
Defensive	HP	Def	Res	Arm		
	C	C	C	C+2		
Offensive	Att	Off	Str	Ap	Agi	
Horse	1	3	3	0	3	Harnessed

<b>Options</b>	General • Shield • Horse • Talisman of Shielding • The Light of Sonnstahl
----------------	---

**WIZARD #1**  
Wizard - Standard - Infantry - 20x20mm

**315 POINTS**

Global	Adv	Mar	Dis			Model Rules
	4"	8"	7			Wizard Apprentice
Defensive	HP	Def	Res	Arm		
	3	3	3	0		
Offensive	Att	Off	Str	Ap	Agi	
Wizard	1	3	3	0	3	Hand Weapon

<b>Options</b>	Light Armour • Pyromancy • Wizard Adept • Essence of Mithril • Magical Heirloom
----------------	---

**PRELATE #1**  
Prelate - Standard - Cavalry - 25x50mm

**290 POINTS**

Global	Adv	Mar	Dis			Model Rules
	4"	8"	8			Channel, Blessings
Defensive	HP	Def	Res	Arm		
	3	5	4	0	Heavy Armour	
Offensive	Att	Off	Str	Ap	Agi	
Prelate	2	5	4	1	4	Divine Attacks, Hand Weapon



## MOUNT HORSE

Global	Adv	Mar	Dis	Model Rules	
	7"	14"	C		
Defensive	HP	Def	Res	Arm	
	C	C	C	C+2	
Offensive	Att	Off	Str	Ap	Agi
Horse	1	3	3	0	3

<b>Options</b>	Shield • Plate Armour • Paired Weapons • Horse • Hero's Heart
----------------	---



## ARTIFICER #1

Artificer - Standard - Infantry - 20x20mm

130 POINTS



Global	Adv	Mar	Dis	Model Rules	
	4"	8"	7	Engineer, Master Artificer	
Defensive	HP	Def	Res	Arm	
	2	3	3	0	Light Armour
Offensive	Att	Off	Str	Ap	Agi
Artificer	1	3	3	0	3

<b>Options</b>	Long Rifle (3+)
----------------	-----------------



## MARSHAL #1

Marshal - Standard - Infantry - 20x20mm

275 POINTS



Global	Adv	Mar	Dis	Model Rules	
	4"	8"	9	Orders	
Defensive	HP	Def	Res	Arm	
	3	5	4	0	Plate Armour
Offensive	Att	Off	Str	Ap	Agi
Marshal	3	5	4	1	5

<b>Options</b>	Battle Standard Bearer • Great Tactician • Shield • Pistol (2+) • Obsidian Rock • Willow's Ward
----------------	---



## INQUISITOR #1

Inquisitor - Standard - Cavalry - 25x50mm

395 POINTS



Global	Adv	Mar	Dis	Model Rules	
	4"	8"	8	Fearless, Not a Leader	
Defensive	HP	Def	Res	Arm	
	3	5	4	0	Plate Armour
Offensive	Att	Off	Str	Ap	Agi
Inquisitor	2	5	4	1	4





## MOUNT HORSE

Global	Adv	Mar	Dis	Model Rules	
	7"	14"	C		
Defensive	HP	Def	Res	Arm	
	C	C	C	C+2	
Offensive	Att	Off	Str	Ap	Agi

<i>Offensive</i>	<i>Att</i>	<i>Off</i>	<i>Str</i>	<i>Ap</i>	<i>Agi</i>	
Horse	1	3	3	0	3	Harnessed

**Options** | Silver Shots • Shield • Repeater Pistol (3+) • Horse and Light Troops • Hammer of Witches • Dusk Forged

**Core**

 **ELECTORAL CAVALRY #1** **552 POINTS** 

Electoral Cavalry x12 - Standard - Cavalry - 25x50mm

<i>Global</i>	<i>Adv</i>	<i>Mar</i>	<i>Dis</i>	<i>Model Rules</i>		
	7"	14"	8	<b>Scoring</b>		
<i>Defensive</i>	<i>HP</i>	<i>Def</i>	<i>Res</i>	<i>Arm</i>		
	1	3	3	2	<b>Plate Armour</b>	
<i>Offensive</i>	<i>Att</i>	<i>Off</i>	<i>Str</i>	<i>Ap</i>	<i>Agi</i>	
<b>Knight</b>	1	3	3	0	3	
<b>Horse</b>	1	3	3	0	3	Harnessed

**Options** | Lance • Champion • Musician • Standard Bearer • Knightly Orders • Shield • Banner of Speed

  **LIGHT INFANTRY #1** **260 POINTS** 

Light Infantry x15 - Standard - Infantry - 20x20mm

<i>Global</i>	<i>Adv</i>	<i>Mar</i>	<i>Dis</i>	<i>Model Rules</i>		
	4"	8"	7	<b>Scoring, Support Unit</b>		
<i>Defensive</i>	<i>HP</i>	<i>Def</i>	<i>Res</i>	<i>Arm</i>		
	1	3	3	0		
<i>Offensive</i>	<i>Att</i>	<i>Off</i>	<i>Str</i>	<i>Ap</i>	<i>Agi</i>	
<b>Light Infantry</b>	1	3	3	0	3	

**Options** | Crossbow (4+) • Champion • Musician • Standard Bearer • Repeater Gun (4+) • Marksman's Pennant

  **LIGHT INFANTRY #1** **330 POINTS** 

Light Infantry x20 - Standard - Infantry - 20x20mm

<i>Global</i>	<i>Adv</i>	<i>Mar</i>	<i>Dis</i>	<i>Model Rules</i>		
	4"	8"	7	<b>Scoring, Support Unit</b>		
<i>Defensive</i>	<i>HP</i>	<i>Def</i>	<i>Res</i>	<i>Arm</i>		
	1	3	3	0		
<i>Offensive</i>	<i>Att</i>	<i>Off</i>	<i>Str</i>	<i>Ap</i>	<i>Agi</i>	
<b>Light Infantry</b>	1	3	3	0	3	

**Options** | Crossbow (4+) • Champion • Musician • Standard Bearer • Repeater Gun (4+) • Marksman's Pennant

 **HEAVY INFANTRY #1** **190 POINTS** 



Heavy Infantry x20 - Standard - Infantry - 20x20mm

<i>Global</i>	<i>Adv</i>	<i>Mar</i>	<i>Dis</i>	<i>Model Rules</i>		
	4"	8"	7	<b>Scoring</b>		
<i>Defensive</i>	<i>HP</i>	<i>Def</i>	<i>Res</i>	<i>Arm</i>		
	1	3	3	0	<b>Light Armour, Shield</b>	
<i>Offensive</i>	<i>Att</i>	<i>Off</i>	<i>Str</i>	<i>Ap</i>	<i>Agi</i>	

<i>Offensive</i>	<i>Att</i>	<i>Off</i>	<i>Str</i>	<i>Ap</i>	<i>Agi</i>
<b>Heavy Infantry</b>	1	3	3	0	3

<b>Options</b>	Halberd • Champion • Musician • Standard Bearer
----------------	---



## Special

	<b>IMPERIAL GUARD #1</b> Imperial Guard x20 - Standard - Infantry - 20x20mm	<b>335</b> POINTS	
--	--	-------------------	---

<i>Global</i>	<i>Adv</i>	<i>Mar</i>	<i>Dis</i>	<i>Model Rules</i>	
	4"	8"	8	Bodyguard, Scoring, Parent Unit	
<i>Defensive</i>	<i>HP</i>	<i>Def</i>	<i>Res</i>	<i>Arm</i>	
	1	4	3	0	Plate Armour
<i>Offensive</i>	<i>Att</i>	<i>Off</i>	<i>Str</i>	<i>Ap</i>	<i>Agi</i>
<b>Imperial Guard</b>	1	4	4	1	3

<b>Options</b>	Great Weapon • Champion • Musician • Standard Bearer • Aether Icon
----------------	--

## Imperial Auxiliaries



	<b>REITERS #1</b> Reiters x5 - Standard - Cavalry - 25x50mm	<b>155</b> POINTS	
--	--	-------------------	--

<i>Global</i>	<i>Adv</i>	<i>Mar</i>	<i>Dis</i>	<i>Model Rules</i>	
	8"	16"	7	Feigned Flight, Light Troops, Vanguard	
<i>Defensive</i>	<i>HP</i>	<i>Def</i>	<i>Res</i>	<i>Arm</i>	
	1	3	3	1	Light Armour
<i>Offensive</i>	<i>Att</i>	<i>Off</i>	<i>Str</i>	<i>Ap</i>	<i>Agi</i>
<b>Reiter</b>	1	3	3	0	3
<b>Horse</b>	1	3	3	0	3

<b>Options</b>	Pistol (3+)
----------------	-------------

	<b>IMPERIAL RANGERS #1</b> Imperial Rangers x5 - Standard - Infantry - 20x20mm	<b>90</b> POINTS	
--	---	------------------	---


<i>Global</i>	<i>Adv</i>	<i>Mar</i>	<i>Dis</i>	<i>Model Rules</i>	
	4"	8"	7	Light Troops, Scout, Skirmisher, Frontiersmen	
<i>Defensive</i>	<i>HP</i>	<i>Def</i>	<i>Res</i>	<i>Arm</i>	
	1	3	3	0	Hard Target
<i>Offensive</i>	<i>Att</i>	<i>Off</i>	<i>Str</i>	<i>Ap</i>	<i>Agi</i>
<b>Imperial Ranger</b>	1	3	3	0	3

	<b>IMPERIAL RANGERS #1</b> Imperial Rangers x5 - Standard - Infantry - 20x20mm	<b>90</b> POINTS	
--	---	------------------	---

<i>Global</i>	<i>Adv</i>	<i>Mar</i>	<i>Dis</i>	<i>Model Rules</i>	
	4"	8"	7	Light Troops, Scout, Skirmisher, Frontiersmen	


<i>Defensive</i>	<i>HP</i>	<i>Def</i>	<i>Res</i>	<i>Arm</i>	
	1	3	3	0	<b>Hard Target</b>
<i>Offensive</i>	<i>Att</i>	<i>Off</i>	<i>Str</i>	<i>Ap</i>	<i>Agi</i>
<b>Imperial Ranger</b>	1	3	3	0	3 <b>Beast Hunters, Bow</b>

## Imperial Armoury



**ARTILLERY #1**  
 Artillery - Standard - Construct - 60mm round



**175 POINTS**



<i>Global</i>	<i>Adv</i>	<i>Mar</i>	<i>Dis</i>	<i>Model Rules</i>	
	4"	4"	7	<b>War Machine</b>	
<i>Defensive</i>	<i>HP</i>	<i>Def</i>	<i>Res</i>	<i>Arm</i>	
	5	1	4	0	
<i>Offensive</i>	<i>Att</i>	<i>Off</i>	<i>Str</i>	<i>Ap</i>	<i>Agi</i>
<b>Crew</b>	3	3	3	0	3 <b>Move or Fire</b>


<b>Options</b>	Volley Gun (4+)
----------------	-----------------

## Sunna's Fury

**STEAM TANK**  
 Steam Tank - Large - Construct - 50x100mm

**500 POINTS**



<i>Global</i>	<i>Adv</i>	<i>Mar</i>	<i>Dis</i>	<i>Model Rules</i>	
	4D3"	"	7	<b>Fear, Fearless, Random Movement, Towering Presence, Unbreakable, Steam Powered, Steam Cannon</b>	
<i>Defensive</i>	<i>HP</i>	<i>Def</i>	<i>Res</i>	<i>Arm</i>	
	7	3	6	6	
<i>Offensive</i>	<i>Att</i>	<i>Off</i>	<i>Str</i>	<i>Ap</i>	<i>Agi</i>
<b>Chassis</b>			5	2	3 <b>Breath Attack, Grind Attacks</b>
<b>Steel Ram</b>			7	4	<b>Impact Hits, Inanimate</b>

## Magics

### Racial Trait Spell

During Spell Selection, if a Wizard from Empire of Sonnstahl either selects the Hereditary Spell or gains it by any other means, it must instead choose a single Path from the ones available to it other than its own chosen Path. The Wizard gains the Learned Spell 1 from that Path.

	Casting	Range	Type	Duration
Liberal Magics				
Mf	-			<b>Last one Turn</b>



Pyromancy

		Casting	Range	Type	Duration	Effect
A	Blaze		24"	Hex, Missile, Damage	Instant	The target suffers 1 hit with Strength 5, Armour Penetration 2, Flaming Attacks, and Magical Attacks.
1	Fireball (rep)	4+	36"	Hex, Missile, Damage	Instant	The target suffers D6 hits with Strength 4, Armour Penetration 0, Flaming Attacks and Magical Attacks.

		Casting	Range	Type	Duration	Effect
2	Cascading Fire	5+ [8+]	24" [12"]	Hex	Last one Turn	The target suffers D6 [2D6] hits with Strength 4, Armour Penetration 0, Flaming Attacks, and Magical Attacks.
3	Flaming Swords	8+ [11+]	18" [6"Aura]	Augment	Last one Turn	The target gains Flaming Attacks and Magical Attacks. In addition, the target's Melee and Shooting Attacks gain a +1 to-wound modifier.
4	Pyroclastic Flow	7+ [10+]	24" [12"]	Hex, Missile, Damage	Instant	The target suffers 2D6 [3D6] hits with Strength 4, Armour Penetration 0, Flaming Attacks and Magical Attacks.
5	Scorching Salvo	8+	24"Aura	Hex, Damage	Instant	The target suffers D3+1 hits with Strength 4, Armour Penetration 0, Flaming Attacks, and Magical Attacks.
6	Enveloping Embers	11+	24"	Hex, Damage, Direct	Instant	Each model in the target unit suffers 1 hit with Strength 3, Armour Penetration 0, Flaming Attacks, and Magical Attacks.

## Magic items

**Talisman of Shielding:** The bearer gains Aegis (5+).

**The Light of Sonnstahl:** Attacks made with this weapon wound automatically, **always** have Armour Penetration 10, and become **Magical Attacks**.

**Essence of Mithril:** The wearer's Armour is set to 5 and can never be improved beyond this.

**Magical Heirloom:** The bearer gains the Hereditary Spell during Spell Selection, always knows it in addition to its other spells, cannot select it during Spell Selection, and cannot replace or otherwise lose it.

**Hero's Heart:** The wielder gains +1 Attack Value while using this weapon. Attacks made with this weapon become Magical Attacks and always have at least Strength 5 and at least Armour Penetration 2.

**Obsidian Rock:** The bearer gains Magic Resistance (2).

**Willow's Ward:** While using this Shield, the bearer cannot use Parry, gains +1 Armour, and Impact Hits distributed onto the bearer suffer -2 Armour Penetration.

**Dusk Forged:** The bearer may choose to reroll its failed Armour Saves while using this Shield. If the reroll from Dusk Forged is failed, the bearer automatically fails any Special Save against that wound.

**Hammer of Witches:** The bearer's Attack Value is **set** to 5 while using this weapon, and attacks made with it gain **Battle Focus (against Channel)** and become **Magical Attacks**.

## Magic banners

**Banner of Speed:** A unit with one or more Banners of Speed gains +1" Advance Rate and +2" March Rate.

**Marksman's Pennant:** The bearer's unit does not suffer the -1 to-hit modifier for Stand and Shoot Charge Reactions.

**Aether Icon:** The bearer gains Magic Resistance (1). If the unit contains a model with another instance of Magic Resistance, it increases that model's Magic Resistance value by 1 instead.

## Model Rules

**Beast Hunters:** When using a Bow, the Shooting Attack gains **Lethal Strike (against Beast)** and Shots 2.

**Blessings:** The model's unit gains **Hatred**. Model parts with Harnessed are not affected. The model can cast the following three Bound Spells with Power Level (4/8), Type: Caster's Unit and Augment, and Duration: One Turn. **Ullor's Blessing** The target gains **Aegis (5+, against Melee Attacks)**. **Sunna's Blessing** The target gains **Flaming Attacks**. All enemy units in base contact with one or more targets of this spell when the spell is cast suffer D6 hits with Strength 4, Armour Penetration 1, **Flaming Attacks**, and **Magical Attacks**. **Volund's Blessing** The target's failed to-wound rolls with Melee Attacks **must** be rerolled.

**Bodyguard:** When a Character is joined to a unit in which at least one model has Bodyguard, that Character gains Stubborn. When Characters or Character types are stated in brackets, Bodyguard only works for the specified Characters or Character types.

**Bow:**

**Breath Attack:**

**Channel:** During step 3 of the Magic Phase Sequence, each of the Active Player's models with Channel may add X Veil Tokens to the owner's Veil Token Pool. This Universal Rule is cumulative, adding X Veil Tokens of each independent instance of Channel to the model's total Channel value (so e.g. a model with Channel (1) and Channel (2) is treated like a model with Channel (3)).

**Divine Attacks:** Successful Aegis saves taken against the attack must be rerolled.

**Engineer:** Once per Shooting Phase, an unengaged Engineer may select a single War Machine within 6" that has not fired yet to gain the following effects:

- Replace the Aim of one of the War Machine's Artillery Weapons with the value given in brackets (X+).
- You may reroll the roll on the Misfire Table.
- You may reroll the dice (all of them or none) for determining the number of hits of a Flamethrower Artillery Weapon.

**Fear:** Units in base contact with one or more enemy models with Fear suffer -1 Discipline. At the start of each Round of Combat, such units must take a Discipline Test, called a Fear Test. If this test is failed, the models in the unit are Shaken until the end of the Round of Combat. Models that have Fear

themselves are immune to the effects of Fear.

**Fearless:** If more than half of a unit's models are Fearless, the unit automatically passes Panic Tests and Decimated Tests and cannot declare a Flee Charge Reaction (unless already Fleeing). Models that are Fearless are also immune to the effects of Fear.

**Feigned Flight:** A unit consisting solely of models with Feigned Flight that voluntarily chooses to Flee as a Charge Reaction, and subsequently passes a Rally Test in its next Player Turn, doesn't become Shaken. Furthermore, the Reform that is made after Rallying in this case doesn't prevent the unit from moving nor from shooting (but it still counts as having moved for shooting purposes). This rule cannot be applied if a unit fails to rally on the next friendly Player Turn or involuntarily Flees, such as a result of a failed Panic Test or if it was already Fleeing when being charged.

**Fire on Impact!:** A Charging model part with Fire on Impact! using a Pistol, a Brace of Pistols, or a Repeater Pistol **always** strikes at Initiative Step 10, and the Strength of its Close Combat Attacks is **set** to 4 and their Armour Penetration is **set** to 2 (regardless of the user's Agility, Strength, and Armour Penetration).

**First Knight:** When the model is joined to a unit of Knightly Orders, the unit gains **Fearless**, and if the model is the General, the R&F models in the unit also gain **Parent Unit**.

**Frontiersmen:** The model automatically passes Panic Tests caused by Terror.

**Grind Attacks:** A model part with Grind Attacks resolves these attacks at its own Agility. It must choose an enemy unit in base contact with it. The chosen enemy unit suffers a number of hits equal to the value stated in brackets (X). These hits are resolved with the model part's own Strength and Armour Penetration.

If a model has both Grind Attacks and Impact Hits

, it may only use one of these rules in the same Round of Combat

(its controlling player may choose which). When several model parts in the same unit have Grind Attacks and when

X is a random number (e.g. Grind Attacks (2D3)), roll for the number of hits separately for each model part.

**Hand Weapon:** All models come equipped with a Hand Weapon as their default equipment. If a model has any Close Combat Weapon other than a Hand Weapon, it cannot choose to use the Hand Weapon (unless specifically stated). Hand Weapons wielded by models on foot can be used alongside a Shield, then giving Parry

**Hard Target:**

**Harnessed:** Model parts with Harnessed cannot make Supporting Attacks and cannot use Weapons. Shooting Weapons carried by model parts with Harnessed can be used by other model parts of the same model (as long as they do not have Harnessed or Inanimate). A model with with at least one model part with Harnessed is considered to be mounted.

**Heavy Armour:** +2 Armor

**Impact Hits:** At Initiative Step 10, a charging model part with Impact Hits must choose an enemy unit that is in base contact with the attacking model's Front Facing. This unit suffers a number of hits equal to the value stated in brackets (X). These hits are resolved with the attacking model part's Strength and Armour Penetration.

If a model has both Grind Attacks and Impact Hits, it may only use one of these rules in the same Round of Combat (its controlling player may choose which). In multipart models, only model parts that also have Harnessed or Inanimate can use their Impact Hits. When several models in the same unit have Impact Hits, and when X is a random number (e.g. Impact Hits (D6)), roll for the number of hits separately for each model part.

**Inanimate:** Inanimate - Melee

Model parts with Inanimate cannot make Close Combat Attacks and cannot use Shooting Weapons. Shooting Weapons carried by model parts with Inanimate can be used by other model parts of the same model (as long as they do not have Harnessed or Inanimate).

**Lethal Strike:** If the attack wounds with a natural to-wound roll of 6+, its Armour Penetration is set to 10 and the target of the attack cannot take a Regeneration save against it.

**Light Armour:** Armor +1

**Light Troops:** Units composed entirely of models with Light Troops are allowed to make any number of Reforms when performing Advance Moves or March Moves. They are allowed to shoot even if they Marched or Reformed. No model can end its movement with its centre further away than its March Rate from its starting position, around any obstructions (including the Unit Spacing rule). This means that when checking the distance travelled by a model, check the path the model would have taken if it was alone, with the exception that the unit as a whole cannot break the Unit Spacing rule while performing the move. If a model performed any action during the movement (such as a Sweeping Attack), the distance moved is counted from its starting position to the point on the Battlefield where it performed that action and then to its final position.

If more than half the models in a unit have Light Troops, the unit always counts as having 0 Full Ranks. Characters with Light Troops that are joined to units with one or more models without Light Troops, lose this rule for as long as they remain with the unit. An Infantry Character joined to an Infantry unit with both Light Troops and the same Size as the Character gains Light Troops for as long as it remains with the unit.

**Master Artificer:** The Master Artificer may give the Order **Ready! Aim! Fire!** to a Parent Unit or Support Unit it has joined.

**Move or Fire:** The attack may not be used if the attacking model has made an Advance Move, March Move, Reform or Pivot during the current Player Turn.

**Multiple Wounds:** Attacks & Weapons, Melee

Unsaved wounds caused by the attacks are multiplied into the value given in brackets (X). If the value is a dice (e.g. Multiple Wounds (D3)), roll one dice for each unsaved wound with Multiple Wounds. The amount of wounds that the attack is multiplied into can never be higher than the Health Points Characteristic of the target (excluding Health Points lost previously in the battle). For example, if a Multiple Wounds (D6) attack wounds a unit of Trolls (HP 3) and rolls a '5' for the multiplier, the number of unsaved wounds is reduced to 3, even if the Troll unit has already lost one or two Health Points previously in battle.

If Clipped Wings is stated after the X value in brackets, any unsaved wound caused by the attack against a model with Fly is multiplied into X+1 instead of X.

**Not a Leader:** The model cannot be the General.

**Orders:** A Character with Orders may give a single Order to a Parent or Support Unit within 8";. A General with Orders may instead give a single Order to a friendly Parent or Support Unit within the range of its Commanding Presence. Orders are given at the start of each friendly Player Turn, and their effects last until the end of the next Player Turn. A unit cannot receive the same Order more than once during the same Player Turn. Only models of Standard Height are affected. The available Orders are listed below: **Brace For Impact!** The target gains **Fight in Extra Rank**. **On The Double!** The target gains +1"; Advance Rate and +4"; March Rate. **Ready! Aim! Fire!** The target gains **Accurate**. **Steady, Men!** Discipline Tests taken by the target are subject to Minimised Roll. A unit that receives this Order and passes a Rally Test doesn't become Shaken, and the Reform that is made after Rallying doesn't prevent the unit from moving and/or shooting (but it still counts as having moved for shooting purposes). d

**Parent Unit:** A unit is considered a Parent Unit if at least half of its models have this Universal Rule. Parent Units treat all Support Units as **Insignificant**. Immediately after a Parent Unit passes a Charge Range roll against a non-Fleeing enemy unit in the Charge Phase, before performing the Charge Move, any Support Units within 8"; of the Parent Unit may perform a Support Charge. To do so, the whole Support Unit declares a Charge against the same enemy unit. Apply all of the usual rules for Charging for this out-of-sequence Charge (such as Line of Sight, Front Arc, must roll for Charge Range, max. one Wheel, etc.), with the exception that the enemy cannot choose a Charge Reaction other than Hold. For the purpose of Charge Moves, treat this as any other case of Combined Charges. When calculating Combat Scores in the following Melee Phase, combine the Rank Bonus of both the Parent Unit and up to one Support Unit that performed a successful Support Charge (following all normal restrictions), up to a maximum of +6.

**Plate Armour:** +3 Armor

**Random Movement:** The unit cannot Declare Charges and cannot move normally (Advance, March, Reform) in the Movement Phase (which also means they cannot perform Magical Moves). The model loses Swiftstride (and can never gain it), but always charges, Flees, Pursues and Overruns the distance stated in brackets.

In the Movement Phase, at the end of step 2 of the the it with Random Movement moves using the rules for Pursuing units, except that they can freely choose which direction to rotate towards before rolling the Pursuit Distance, cannot move off the Board Edge and only take Dangerous Terrain Tests if they actually charge an enemy unit (they still test as normal when Fleeing, Pursuing a Broken enemy or Overrunning).

Whenever a unit with Random Movement needs a March Rate (e.g. when Post-Combat Reforming), use the potential maximum value of X as its March Rate.

Characters with Random Movement can only join units with Random Movement (by moving into contact with them during the Movement Phase or by being deployed inside), and units with Random Movement can only be joined by Characters with Random Movement. Units with Random Movement cannot enter Buildings. If a unit has several sets of Random Movement, use the one with the lowest average (in case of a tie, you may choose which version to use). A model with Random Movement cannot move in the same phase as it arrives on the Battlefield as Reinforcement (Dawn Assault) or Ambusher.

**Scoring:** Units with at least one model with Scoring are considered to be Scoring Units, which are used for winning Secondary Objectives (see section XVI.2 "Scoring Secondary Objectives", page 67). Every army needs a few Scoring units to be able to complete Secondary Objectives, which is why units with Scoring are marked in the Army Books with a special pennant icon:

Scoring can be lost during the game:

- A unit that is Fleeing loses Scoring for as long as it is Fleeing.
- An Ambushing unit that enters the Battlefield on Game Turn 4 or later loses Scoring.
- A unit that has performed a Post-Combat Reform loses Scoring until the start of the following Player Turn.

**Scout:** At step 8 of the Pre-Game Sequence (after Spell Selection) an army that includes units with Scout must state which of its units with Scout will use it, starting with the player that picked the Deployment Zone. Deploy your army as usual, but without deploying any of the Scouting units. These units are placed after all other non-Scouting units have been deployed. They can either be deployed in your Deployment Zone, using the normal rules, or they can be deployed outside the Deployment Zone, but must be more than 18" away from any enemy units. This is decreased to 12" if the Scouting unit is deployed entirely within a Forest, Ruins, Field, Building, or Water Terrain Feature. Scouting units that are deployed outside their player's Deployment Zone may not Declare Charges in the first Player Turn (if their side has the first turn). If both players have Scouting units, alternate deploying one unit at a time, starting with the player that finished deploying first.

**Shield:** +1 Armour Hand Weapons wielded by models on foot can be used alongside a Shield, then giving Parry.

**Skirmisher:** The model can draw Lines of Sight in any direction (i.e. it is not limited by the Front Arc) from any point on its base (remember that Charge Moves are limited by a single Wheel of no more than 90°, and that Stand and Shoot Charge Reactions can only be done against enemies in the Front Arc) and can always use Shooting Attacks from any rank (they are not limited to shooting from first and second rank).

Units with at least one R&F model with Skirmisher are formed into a skirmish formation. They are not placed in base to base contact with each other. Instead, models are placed with a 12.5 mm distance between them. This gap is considered part of the unit for Cover purposes, and will have the same Size as the models in the unit. Other than this gap between models, units with Skirmisher follow the normal rules for forming units and therefore have a Front, two Flanks, a Rear, can perform Supporting Attacks, and so on. Units in skirmish formation gain Hard Target and Light Troops, never block Line of Sight, and when units in skirmish formation would contribute to Hard Cover, they contribute to Soft Cover instead.

**Steam Cannon:** Artillery Weapon.

Cannon, Range 36", Shots 1, Str 3 [7], AP 0 [6], Area Attack (1x5), [Multiple Wounds (D3, Clipped Wings)].

**Steam Powered:** The model may choose not to move despite having Random Movement, and its Pursuit and Overrun Distance in the Melee Phase are **always 0**". Before moving in the Movement Phase, the model may choose to replace its Random Movement (4D3") with **Random Movement (5D3")** until the end of the Movement Phase. If so, the Steam Cannon cannot be used during this Player Turn.

**Support Unit:** A unit is considered a Support Unit if at least half of its models have this Universal Rule. Support Units are treated as **Insignificant** by Parent Units. Support Units within 8"; of at least one Parent Unit gain **Fight in Extra Rank** and may use Shooting Attacks from the third rank (in addition to the first and second). If the Support Unit has at least one Full Rank, it counts as having the same number of Full Ranks as a Parent Unit within 8"; for the purpose of being Steadfast if it has fewer Full Ranks than the Parent Unit. During the opponent's Charge Phase, Support Units may perform one of the following actions: 1. Immediately after an unengaged Parent Unit within 8"; declares a Charge Reaction other than a mandatory Flee Charge Reaction, the Support Unit may Stand and Shoot as if the enemy had declared a Charge against them in their current position (apply the normal rules for the Stand and Shoot Charge Reaction). 2. Immediately after all enemy units have completed their Charge Moves, Support Units within 8"; of any Parent Unit that was successfully Charged in this phase may Counter Charge. To do so, choose one enemy unit that successfully Charged the Parent Unit and declare a Charge with the whole Support Unit. Apply all the usual rules for Charging for this out-of-sequence Charge (such as Line of Sight, Front Arc, must roll for Charge Range, max. one Wheel, etc.). When calculating Combat Scores in the following Melee Phase, combine the Rank Bonus of both the Parent Unit and up to one Support Unit that performed a successful Counter Charge (following all normal restrictions), up to a maximum of +6.

**Towering Presence:** The model gains Tall and can never be joined or join a unit (unless it is a War Platform). A model with Towering Presence increases its Rally Around the Flag and Commanding Presence ranges by 6".



**Unbreakable:** The model gains Fearless and its unit automatically passes all Break Tests. Characters with Unbreakable can only join units consisting entirely of models with Unbreakable. Units with one or more models with Unbreakable can only be joined by Characters with Unbreakable.

**Vanguard:** After Deployment (including units with Scout), models with Vanguard may perform a 12" move. The move is performed as an Advance Move in the Movement Phase, including any actions and restrictions the unit would normally have (such as Wheeling, Reforming, joining units, leaving units and so on). The 12" distance is used instead of the unit's Advance Rate and March Rate. This move cannot be used to move within 12" of enemy units. This is decreased to 6" for enemy units which have either Scouted or Vanguarded. Units that have moved in this way may not Declare Charges in the first Player Turn (if their side has the first turn). If both players have units with Vanguard, alternate moving units one at a time, starting with the player that finished deploying last. Instead of moving a unit, a player may declare to not move any more Vanguarding units.

**War Machine:** The model cannot Pursue, Declare Charges or Declare Flee as Charge Reaction. Characters can never join units with War Machines, and Characters with War Machine cannot join units at all.

When a War Machine fails a Panic Test, instead of Fleeing it is Shaken until the end of the next Player Turn. War Machines that fail a Break Test are automatically destroyed. War Machines and units Engaged in Combat with them cannot make Combat Reforms.

When a unit charges a War Machine, it can move into base contact by having its Front Facing contact any point of the War Machine's base (it must still maximise the number of models in base contact, see subsection II.1.A "Bases and Base Contact", page 4 and Figure 1 page 4). No Align Move is allowed. Ignore the War Machine's Facing, as it does not have any due to its round base.

**Wizard Apprentice:** - Knows 1 spell.

- Can select between the Learned Spell 1 of its chosen Path and the Hereditary Spell of its army.

The Wizard selects its spells as described in Spell Selection

## Qr codes of your army

You can print this page to have all your army's units qrcode and cut them to stick them on your units, with them you can directly access to the unit's profil with your phone.

Knight Commander #1



Wizard #1



Electoral Cavalry #1



Prelate #1



Artificer #1



Light Infantry #1



Light Infantry #1



Marshal #1



Imperial Guard #1



Heavy Infantry #1



Artillery #1



Steam Tank



Reiters #1



Imperial Rangers #1



Imperial Rangers #1



Inquisitor #1



