



HIGHBORN ELVES

LIST Highborn Elves (v2020) #5 - 3 750 points



235 pts (6.00 %) 1180 pts (30.00 %) 1795 pts (45.00 %) 0 pts (0.00 %) 540 pts (14.00 %) 0 pts (0.00 %)
Characters **Core** **Special** **The Ancient Allies** **Naval Ordnance** **Queen's Bows**
 (40 Max) (25 Least) (0 NoLimit) (20 Max) (15 Max) (30 Max)

Characters



MAGE #1

Mage - Standard - Cavalry - 25x50mm

235 POINTS



Global	Adv	Mar	Dis	Model Rules	
	5"	10"	9	Wizard Adept, Martial Discipline, Master of Spellcrafting	
Defensive	HP	Def	Res	Arm	
	3	4	3	0	
Offensive	Att	Off	Str	Ap	Agi
Mage	1	4	3	0	5

Lightning Reflexes, Hand Weapon



MOUNT ELVEN HORSE

Global	Adv	Mar	Dis	Model Rules	
	9"	18"	C		
Defensive	HP	Def	Res	Arm	
	C	C	C	C+2	
Offensive	Att	Off	Str	Ap	Agi
Elven Horse	1	3	3	0	4

Harnessed

Options

Elven Horse • General

Core



LANCES PATRICIENNES #1

Highborn Lancers x15 - Standard - Cavalry - 25x50mm

590 POINTS



Global	Adv	Mar	Dis	Model Rules	
	9"	18"	8	Scoring, Martial Discipline	
Defensive	HP	Def	Res	Arm	
	1	4	3	2	
	Heavy Armour, Shield				
Offensive	Att	Off	Str	Ap	Agi
Highborn Lancer	1	4	3	0	5
	Lightning Reflexes, Lance				
Elven Horse	1	3	3	0	4
	Harnessed				

Options

Champion • Musician • Standard Bearer • Legion Standard



LANCES PATRICIENNES #2

Highborn Lancers x15 - Standard - Cavalry - 25x50mm

590 POINTS





Global	Adv	Mar	Dis	Model Rules	
	9"	18"	8	Scoring, Martial Discipline	
Defensive	HP	Def	Res	Arm	

<i>Defensive</i>	<i>HP</i>	<i>Def</i>	<i>Res</i>	<i>Arm</i>		
	1	4	3	2	Heavy Armour, Shield	
<i>Offensive</i>	<i>Att</i>	<i>Off</i>	<i>Str</i>	<i>Ap</i>	<i>Agi</i>	
Highborn Lancer	1	4	3	0	5	Lightning Reflexes, Lance
Elven Horse	1	3	3	0	4	Harnessed



Options	Champion • Musician • Standard Bearer • Legion Standard
----------------	---

Special

	CHEVALIERS DE RYMA #1 Knights of Ryma x10 - Standard - Cavalry - 25x50mm	605 POINTS	
--	--	-------------------	---



<i>Global</i>	<i>Adv</i>	<i>Mar</i>	<i>Dis</i>	<i>Model Rules</i>		
	9"	18"	9	Scoring, Martial Discipline		
<i>Defensive</i>	<i>HP</i>	<i>Def</i>	<i>Res</i>	<i>Arm</i>		
	1	5	3	2	Shield, Dragonforged Armour	
<i>Offensive</i>	<i>Att</i>	<i>Off</i>	<i>Str</i>	<i>Ap</i>	<i>Agi</i>	
Knight of Ryma	1	5	4	1	6	Lightning Reflexes, Devastating Charge, Lance
Elven Horse	1	3	3	0	4	Harnessed

Options	Champion • Musician • Standard Bearer • Legion Standard
----------------	---

	CHEVALIERS DE RYMA #2 Knights of Ryma x10 - Standard - Cavalry - 25x50mm	595 POINTS	
--	--	-------------------	---

<i>Global</i>	<i>Adv</i>	<i>Mar</i>	<i>Dis</i>	<i>Model Rules</i>		
	9"	18"	9	Scoring, Martial Discipline		
<i>Defensive</i>	<i>HP</i>	<i>Def</i>	<i>Res</i>	<i>Arm</i>		
	1	5	3	2	Shield, Dragonforged Armour	
<i>Offensive</i>	<i>Att</i>	<i>Off</i>	<i>Str</i>	<i>Ap</i>	<i>Agi</i>	
Knight of Ryma	1	5	4	1	6	Lightning Reflexes, Devastating Charge, Lance
Elven Horse	1	3	3	0	4	Harnessed

Options	Champion • Musician • Standard Bearer
----------------	---------------------------------------

	CHEVALIERS DE RYMA #3 Knights of Ryma x10 - Standard - Cavalry - 25x50mm	595 POINTS	
--	--	-------------------	---

<i>Global</i>	<i>Adv</i>	<i>Mar</i>	<i>Dis</i>	<i>Model Rules</i>		
	9"	18"	9	Scoring, Martial Discipline		
<i>Defensive</i>	<i>HP</i>	<i>Def</i>	<i>Res</i>	<i>Arm</i>		
	1	5	3	2	Shield, Dragonforged Armour	
<i>Offensive</i>	<i>Att</i>	<i>Off</i>	<i>Str</i>	<i>Ap</i>	<i>Agi</i>	
Knight of Ryma	1	5	4	1	6	Lightning Reflexes, Devastating Charge, Lance
Elven Horse	1	3	3	0	4	Harnessed

Options	Champion • Musician • Standard Bearer
----------------	---------------------------------------

Naval Ordnance



FAUCHEUSE GARDE-MER #1
Sea Guard Reaper - Standard - Construct - 60mm round

180 POINTS



<i>Global</i>	<i>Adv</i>	<i>Mar</i>	<i>Dis</i>	<i>Model Rules</i>	
	5"	5"	8	War Machine, Martial Discipline	
<i>Defensive</i>	<i>HP</i>	<i>Def</i>	<i>Res</i>	<i>Arm</i>	
	4	1	4	0	Light Armour
<i>Offensive</i>	<i>Att</i>	<i>Off</i>	<i>Str</i>	<i>Ap</i>	<i>Agi</i>
Crew	2	4	3	0	5



FAUCHEUSE GARDE-MER #2
Sea Guard Reaper - Standard - Construct - 60mm round

180 POINTS



<i>Global</i>	<i>Adv</i>	<i>Mar</i>	<i>Dis</i>	<i>Model Rules</i>	
	5"	5"	8	War Machine, Martial Discipline	
<i>Defensive</i>	<i>HP</i>	<i>Def</i>	<i>Res</i>	<i>Arm</i>	
	4	1	4	0	Light Armour
<i>Offensive</i>	<i>Att</i>	<i>Off</i>	<i>Str</i>	<i>Ap</i>	<i>Agi</i>
Crew	2	4	3	0	5



FAUCHEUSE GARDE-MER #3
Sea Guard Reaper - Standard - Construct - 60mm round

180 POINTS



<i>Global</i>	<i>Adv</i>	<i>Mar</i>	<i>Dis</i>	<i>Model Rules</i>	
	5"	5"	8	War Machine, Martial Discipline	
<i>Defensive</i>	<i>HP</i>	<i>Def</i>	<i>Res</i>	<i>Arm</i>	
	4	1	4	0	Light Armour
<i>Offensive</i>	<i>Att</i>	<i>Off</i>	<i>Str</i>	<i>Ap</i>	<i>Agi</i>
Crew	2	4	3	0	5

Magics

Racial Trait Spell

	<i>Casting</i>	<i>Range</i>	<i>Type</i>	<i>Duration</i>
<i>Favour of Meladys</i>				
<i>Mf</i>	10+	Caster		Last one Turn
<p><i>Immediately after successfully casting the spell, add one Veil Token to your Veil Token pool.</i></p> <p><i>When a friendly unit within 18" of the Caster suffers a wound before Special Saves, you may discard a Veil Token from your Veil Token pool instead and the wound is ignored. An attack with Multiple Wounds will inflict one wound less than usual instead. For Standard Infantry, up to 2 wounds are ignored per token provided they are suffered simultaneously. A maximum of two Veil Tokens may be discarded each phase for this purpose. Characters and Gigantic models can only ignore a single wound this way per phase.</i></p>				

Magic banners

Legion Standard: A unit with one Legion Standard increases the maximum of its Rank Bonus by +1 (normally this means the unit can add up to 4 Full Ranks to its Combat Score). A unit with two or more Legion Standards increases the maximum of its Rank Bonus by +2 instead.

Model Rules

Devastating Charge: Attacks & Weapons, Melee

A charging model part with Devastating Charge, or using a weapon with Devastating Charge, gains the Model Rules and Characteristic modifiers stated in brackets. For example, a charging model part with Devastating Charge (+1 Strength, Poison Attacks) gains +1 Strength and Poison Attacks when it is charging. This rule is cumulative: a model part with several instances of Devastating Charge applies all Attack Attributes and Characteristics modifiers from all of them when charging.

Dragonforged Armour: Follows the rules for Heavy Armour (can be enchanted as if it was Heavy Armour).

In addition, the wearer gains Aegis (2+, against Flaming Attacks) and Aegis (6+), and automatically fails all Fortitude Saves.

Elven Bolt Thrower: Artillery Weapon.

This Shooting Weapon can be fired in two ways:

- Range 48", Shots 1, Str 3 [6], AP 10, Area Attack (5x1), [Multiple Wounds (D3)].
- Range 48", Shots 6, Str 4, AP 2.

Hand Weapon: All models come equipped with a Hand Weapon as their default equipment. If a model has any Close Combat Weapon other than a Hand Weapon, it cannot choose to use the Hand Weapon (unless specifically stated). Hand Weapons wielded by models on foot can be used alongside a Shield, then giving Parry.

Harnessed: Model parts with Harnessed cannot make Supporting Attacks and cannot use Weapons. Shooting Weapons carried by model parts with Harnessed can be used by other model parts of the same model (as long as they do not have Harnessed or Inanimate). A model with at least one model part with Harnessed is considered to be mounted.

Heavy Armour: +2 Armor

Lance: Attacks made with a Lance and allocated toward models in the wielders' Front Facing gain Devastating Charge (+2 Strength, +2 Armour Penetration). Infantry cannot use Lances.

Light Armour: Armor +1**Lightning Reflexes:**

Martial Discipline: If more than half of a unit's models have Martial Discipline, their Discipline Tests are subject to Minimised Roll except for Panic and Break Tests.

Master of Spellcrafting: The Wizard's spells have their Casting Value reduced by 1. When performing a Casting Attempt with a single Magic Dice, a natural roll of '1' or '2' is always a failed Casting Attempt, regardless of any modifiers.

Move or Fire: The attack may not be used if the attacking model has made an Advance Move, March Move, Reform or Pivot during the current Player Turn.

Scoring: Units with at least one model with Scoring are considered to be Scoring Units, which are used for winning Secondary Objectives (see section XVI.2 "Scoring Secondary Objectives", page 67). Every army needs a few Scoring units to be able to complete Secondary Objectives, which is why units with Scoring are marked in the Army Books with a special pennant icon:

Scoring can be lost during the game:

- A unit that is Fleeing loses Scoring for as long as it is Fleeing.
- An Ambushing unit that enters the Battlefield on Game Turn 4 or later loses Scoring.
- A unit that has performed a Post-Combat Reform loses Scoring until the start of the following Player Turn.

Shield: +1 Armour Hand Weapons wielded by models on foot can be used alongside a Shield, then giving Parry.

War Machine: The model cannot Pursue, Declare Charges or Declare Flee as Charge Reaction. Characters can never join units with War Machines, and Characters with War Machine cannot join units at all.

When a War Machine fails a Panic Test, instead of Fleeing it is Shaken until the end of the next Player Turn. War Machines that fail a Break Test are automatically destroyed. War Machines and units Engaged in Combat with them cannot make Combat Reforms.

When a unit charges a War Machine, it can move into base contact by having its Front Facing contact any point of the War Machine's base (it must still maximise the number of models in base contact, see subsection II.1.A "Bases and Base Contact", page 4 and Figure 1 page 4). No Align Move is allowed. Ignore the War Machine's Facing, as it does not have any due to its round base.

Wizard Adept: - Knows 2 spells.

- Can select from the Learned Spells 1, 2, 3, and 4 of its chosen Path and the Hereditary Spell of its army.

The Wizard gains Channel (1) and selects its spells as described in Spell Selection.

Qr codes of your army

You can print this page to have all your army's units qrcode and cut them to stick them on your units, with them you can directly access to the unit's profil with your phone.

Mage #1



Lances patriciennes #1



Lances patriciennes #2



Chevaliers de Ryma #1



Chevaliers de Ryma #2



Chevaliers de Ryma #3



Faucheuse garde-mer #1



Faucheuse garde-mer #2



Faucheuse garde-mer #3

