



EMPIRE OF SONNSTAHL

FIRST LIST - 3 619 POINTS



750 pts (21.00 %) 1189 pts (33.00 %) 920 pts (25.00 %) 0 pts (0.00 %) 1450 pts (40.00 %) 0 pts (0.00 %)

Characters **Core** **Special** **Imperial Armoury** **Imperial Auxiliaries** **Sunna's Fury**

(40 Max) (25 Least) (0 NoLimit) (20 Max) (35 Max) (30 Max)

Characters

WIZARD #2

Wizard - Standard - Infantry - 20x20mm

355 POINTS

Global	Adv	Mar	Dis				Model Rules
	4"	8"	7				Wizard Apprentice
Defensive	HP	Def	Res	Arm			
	3	3	3	0			
Offensive	Att	Off	Str	Ap	Agi		
Wizard	1	3	3	0	3	Hand Weapon	

Options	Cosmology • Wizard Master • Light Armour
----------------	--

WIZARD #1

Wizard - Standard - Infantry - 20x20mm

395 POINTS

Global	Adv	Mar	Dis				Model Rules
	4"	8"	7				Wizard Apprentice
Defensive	HP	Def	Res	Arm			
	3	3	3	0			
Offensive	Att	Off	Str	Ap	Agi		
Wizard	1	3	3	0	3	Hand Weapon	

Options	Pyromancy • Wizard Master • Light Armour • Exemplar's Flame
----------------	---

Core

LIGHT INFANTRY #1

Light Infantry x15 - Standard - Infantry - 20x20mm

230 POINTS

Global	Adv	Mar	Dis				Model Rules
	4"	8"	7				Scoring, Support Unit
Defensive	HP	Def	Res	Arm			
	1	3	3	0			
Offensive	Att	Off	Str	Ap	Agi		
Light Infantry	1	3	3	0	3		

Options	Champion • Long Rifle (3+) • Handgun (4+)
----------------	---

LIGHT INFANTRY #2


Light Infantry x15 - Standard - Infantry - 20x20mm

230 POINTS

Global	Adv	Mar	Dis				Model Rules

<i>Global</i>	<i>Adv</i>	<i>Mar</i>	<i>Dis</i>	<i>Model Rules</i>	
	4"	8"	7	Scoring, Support Unit	
<i>Defensive</i>	<i>HP</i>	<i>Def</i>	<i>Res</i>	<i>Arm</i>	
	1	3	3	0	
<i>Offensive</i>	<i>Att</i>	<i>Off</i>	<i>Str</i>	<i>Ap</i>	<i>Agi</i>
Light Infantry	1	3	3	0	3


Options	Champion • Long Rifle (3+) • Handgun (4+)
----------------	---



LIGHT INFANTRY #3


Light Infantry x15 - Standard - Infantry - 20x20mm

230 POINTS



<i>Global</i>	<i>Adv</i>	<i>Mar</i>	<i>Dis</i>	<i>Model Rules</i>	
	4"	8"	7	Scoring, Support Unit	
<i>Defensive</i>	<i>HP</i>	<i>Def</i>	<i>Res</i>	<i>Arm</i>	
	1	3	3	0	
<i>Offensive</i>	<i>Att</i>	<i>Off</i>	<i>Str</i>	<i>Ap</i>	<i>Agi</i>
Light Infantry	1	3	3	0	3


Options	Champion • Long Rifle (3+) • Handgun (4+)
----------------	---



KNIGHTLY ORDERS

Knightly Orders x11 - Standard - Cavalry - 25x50mm


499 POINTS



<i>Global</i>	<i>Adv</i>	<i>Mar</i>	<i>Dis</i>	<i>Model Rules</i>	
	7"	14"	8	Scoring, Knightly Orders	
<i>Defensive</i>	<i>HP</i>	<i>Def</i>	<i>Res</i>	<i>Arm</i>	
	1	4	3	2 Plate Armour	
<i>Offensive</i>	<i>Att</i>	<i>Off</i>	<i>Str</i>	<i>Ap</i>	<i>Agi</i>
Knightly Orders	1	4	4	1	3
Horse	1	3	3	0	3
				Harnessed	

Options	Shield • Lance • Champion • Musician • Standard Bearer • Banner of Speed
----------------	--


Special



IMPERIAL GUARD #3


Imperial Guard x15 - Standard - Infantry - 20x20mm

185 POINTS



<i>Global</i>	<i>Adv</i>	<i>Mar</i>	<i>Dis</i>	<i>Model Rules</i>	
	4"	8"	8	Scoring, Parent Unit, Bodyguard	
<i>Defensive</i>	<i>HP</i>	<i>Def</i>	<i>Res</i>	<i>Arm</i>	
	1	4	3	0 Plate Armour	
<i>Offensive</i>	<i>Att</i>	<i>Off</i>	<i>Str</i>	<i>Ap</i>	<i>Agi</i>
Imperial Guard	1	4	4	1	3


Options	Champion
----------------	----------



IMPERIAL GUARD #1

Imperial Guard x15 - Standard - Infantry - 20x20mm


245 POINTS



<i>Global</i>	<i>Adv</i>	<i>Mar</i>	<i>Dis</i>	<i>Model Rules</i>	
	4"	8"	8	Scoring, Parent Unit, Bodyguard	

<i>Defensive</i>	<i>HP</i>	<i>Def</i>	<i>Res</i>	<i>Arm</i>	
	1	4	3	0	Plate Armour
<i>Offensive</i>	<i>Att</i>	<i>Off</i>	<i>Str</i>	<i>Ap</i>	<i>Agi</i>
Imperial Guard	1	4	4	1	3


Options	Champion • Standard Bearer • Banner of Speed
----------------	--



IMPERIAL GUARD #2

Imperial Guard x15 - Standard - Infantry - 20x20mm

245 POINTS




<i>Global</i>	<i>Adv</i>	<i>Mar</i>	<i>Dis</i>	<i>Model Rules</i>
	4"	8"	8	Scoring, Parent Unit, Bodyguard

<i>Defensive</i>	<i>HP</i>	<i>Def</i>	<i>Res</i>	<i>Arm</i>	
	1	4	3	0	Plate Armour

<i>Offensive</i>	<i>Att</i>	<i>Off</i>	<i>Str</i>	<i>Ap</i>	<i>Agi</i>
Imperial Guard	1	4	4	1	3


Options	Champion • Standard Bearer • Banner of Speed
----------------	--



IMPERIAL GUARD #4

Imperial Guard x15 - Standard - Infantry - 20x20mm

245 POINTS




<i>Global</i>	<i>Adv</i>	<i>Mar</i>	<i>Dis</i>	<i>Model Rules</i>
	4"	8"	8	Scoring, Parent Unit, Bodyguard

<i>Defensive</i>	<i>HP</i>	<i>Def</i>	<i>Res</i>	<i>Arm</i>	
	1	4	3	0	Plate Armour

<i>Offensive</i>	<i>Att</i>	<i>Off</i>	<i>Str</i>	<i>Ap</i>	<i>Agi</i>
Imperial Guard	1	4	4	1	3

Options	Champion • Standard Bearer • Banner of Speed
----------------	--


Imperial Auxiliaries



IMPERIAL RANGERS #1

Imperial Rangers x10 - Standard - Infantry - 20x20mm


145 POINTS



<i>Global</i>	<i>Adv</i>	<i>Mar</i>	<i>Dis</i>	<i>Model Rules</i>
	4"	8"	7	Light Troops, Scout, Skirmisher, Frontiersmen

<i>Defensive</i>	<i>HP</i>	<i>Def</i>	<i>Res</i>	<i>Arm</i>	
	1	3	3	0	Hard Target (1, 1)


<i>Offensive</i>	<i>Att</i>	<i>Off</i>	<i>Str</i>	<i>Ap</i>	<i>Agi</i>
ImperialRanger	1	3	3	0	3
					Beast Hunters, Bow (4+, 4+)



IMPERIAL RANGERS #2

Imperial Rangers x10 - Standard - Infantry - 20x20mm

145 POINTS



<i>Global</i>	<i>Adv</i>	<i>Mar</i>	<i>Dis</i>	<i>Model Rules</i>
	4"	8"	7	Light Troops, Scout, Skirmisher, Frontiersmen

<i>Defensive</i>	<i>HP</i>	<i>Def</i>	<i>Res</i>	<i>Arm</i>	
	1	3	3	0	Hard Target (1, 1)

<i>Offensive</i>	<i>Att</i>	<i>Off</i>	<i>Str</i>	<i>Ap</i>	<i>Agi</i>	
ImperialRanger	1	3	3	0	3	Beast Hunters, Bow (4+, 4+)



IMPERIAL RANGERS #3
Imperial Rangers x10 - Standard - Infantry - 20x20mm

145 POINTS



<i>Global</i>	<i>Adv</i>	<i>Mar</i>	<i>Dis</i>	<i>Model Rules</i>		
	4"	8"	7	Light Troops, Scout, Skirmisher, Frontiersmen		
<i>Defensive</i>	<i>HP</i>	<i>Def</i>	<i>Res</i>	<i>Arm</i>		
	1	3	3	0	Hard Target (1, 1)	
<i>Offensive</i>	<i>Att</i>	<i>Off</i>	<i>Str</i>	<i>Ap</i>	<i>Agi</i>	
ImperialRanger	1	3	3	0	3	Beast Hunters, Bow (4+, 4+)



REITERS #1
Reiters x10 - Standard - Cavalry - 25x50mm

325 POINTS



<i>Global</i>	<i>Adv</i>	<i>Mar</i>	<i>Dis</i>	<i>Model Rules</i>		
	8"	16"	7	Feigned Flight, Vanguard, Light Troops		
<i>Defensive</i>	<i>HP</i>	<i>Def</i>	<i>Res</i>	<i>Arm</i>		
	1	3	3	1	Light Armour	
<i>Offensive</i>	<i>Att</i>	<i>Off</i>	<i>Str</i>	<i>Ap</i>	<i>Agi</i>	
Reiter	1	3	3	0	3	Fire on Impact!
Horse	1	3	3	0	3	Harnessed

Options	Heavy Armour • Shield and Light Lance • Champion • Musician • Repeater Pistol (4+)
----------------	--

Magics

Racial Trait Spell

During Spell Selection, if a Wizard from Empire of Sonnstahl either selects the Hereditary Spell or gains it by any other means, it must instead choose a single Path from the ones available to it other than its own chosen Path. The Wizard gains the Learned Spell #1 from that Path.

	<i>Casting</i>	<i>Range</i>	<i>Type</i>	<i>Duration</i>
Liberal Magics				
<i>Mf</i>	-			Remains in play



Duality: All Cosmology spells are divided into two versions, representing opposing aspects; Cosmos and Chaos. When casting Cosmology spells, always declare which version of the spell you are using. Whenever the Caster successfully casts a non-Bound Cosmology spell, the next Cosmology spell it attempts to cast has its Casting Value reduced by 1, provided this spell is a Cosmology spell of the opposing aspect.

		<i>Casting</i>	<i>Range</i>	<i>Type</i>	<i>Duration</i>	<i>Effect</i>
4	Perception of Strength Chaos	8+	24"	Hex	Last one Turn	The target suffers -1 Strength and -1 Armour Penetration .
5	Unity in Divergence Cosmos	10+	24"	Augment	Last one Turn	All models in the target unit gain Aegis (5+) .

		Casting	Range	Type	Duration	Effect
5	Unity in Divergence Chaos	10+	24"	Hex, Damage, Direct	Instant	Each model in the target unit suffers a hit with Strength 3, Armour Penetration 0, and Magical Attacks.
4	Perception of Strength Cosmos	8+	24"	Augment	Last one Turn	The target gains +1 Strength and +1 Armour Penetration.
6	Truth of Time Cosmos	7+	24"	Augment, Focused	Instant	The target Recovers 1 Health Point
6	Touch the Heart chaos	7+	24"	Hex, Missile, Damage, Focused	Instant	The target suffers 1 hit that wounds automatically with Armour Penetration 10 and Magical Attacks.
1	Altered Sight Chaos	5+	24"	Hex	Last one Turn	The target suffers -1 Offensive Skill and -1 Defensive Skill , and has its weapons' Aim worsened by 1.
2	Truth of Time Cosmos	5+	24"	Augment	Last one Turn	Rolls for Charge Range, Flee Distance, Pursuit Distance, and Overrun Distance of units with at least one model affected by the spell are subject to two instances of Maximised Roll.
2	Truth of Time Chaos	5+	24"	Hex	Last one Turn	Rolls for Charge Range, Flee Distance, Pursuit Distance, and Overrun Distance of units with at least one model affected by the spell are subject to two instances of Minimised Roll.
1	Altered Sight Cosmos	5+	24"	Augment	Last one Turn	The target gains +1 Offensive Skill and +1 Defensive Skill , and has its weapons' Aim improved by 1.
3	Ice and Fire Cosmos	7+	24"	Hex, Missile, Damage	Instant	The target suffers 2D6 hits with Strength 4, Armour Penetration 0, and Magical Attacks . Successful Special Saves against wounds caused by this spell must be rerolled.
3	Ice and Fire Chaos	7+	24"	Hex, Damage, Augment	Instant	The target suffers 2D6 hits with Strength 4 and Armour Penetration 0, and Magical Attacks. Successful Armour Saves against wounds caused by this spell must be rerolled.



Pyromancy

		Casting	Range	Type	Duration	Effect
2	Cascading Fire	5+ [8+]	24" [12"]	Hex	Last one Turn	The target suffers D6 [2D6] hits with Strength 4, Armour Penetration 0, Flaming Attacks, and Magical Attacks.
3	Flaming Swords	8+ [11+]	18" [6"Aura]	Augment	Last one Turn	The target gains Flaming Attacks and Magical Attacks. In addition, the target's Melee and Shooting Attacks gain a +1 to-wound modifier.
6	Enveloping Embers	10+	24"	Hex, Damage, Direct	Instant	Each model in the target unit suffers 1 hit with Strength 3, Armour Penetration 0, Flaming Attacks, and Magical Attacks.
1	Fireball	4+	36"	Hex, Missile, Damage	Instant	The target suffers D6 hits with Strength 4, Armour Penetration 0, Flaming Attacks and Magical Attacks.
A	Blaze		18"	Hex, Missile, Damage	Instant	The target suffers 1 hit with Strength 6, Armour Penetration 2, Flaming Attacks, and Magical Attacks.
5	Scorching Salvo	8+	24"Aura	Hex, Damage	Instant	The target suffers D3+1 hits with Strength 4, Armour Penetration 0, Flaming Attacks, and Magical Attacks.
4	Pyroclastic Flow	7+ [10+]	24" [12"]	Hex, Missile, Damage	Instant	The target suffers 2D6 [3D6] hits with Strength 4, Armour Penetration 0, Flaming Attacks and Magical Attacks.

Magic items

Exemplar's Flame: Choose a single Parent Unit after Spell Selection (at step 8 of the Pre-Game Sequence). At the start of any friendly Melee Phase, if the bearer is within 18" of the chosen unit, the owner may choose to discard a single Veil Token from their Veil Token pool to grant all R&F models in the chosen unit **Lethal Strike** and **Magical Attacks** until the end of the phase.

Magic banners

Banner of Speed: A unit with one or more Banners of Speed gains +1" Advance Rate and +2" March Rate.

Model Rules

Beast Hunters: Attack Attribute - Shooting.

When using a Bow, the Shooting Attack gains Lethal Strike (against Beast) and Shots 2.

Bodyguard: When a Character is joined to a unit in which at least one model has Bodyguard, that Character gains Stubborn. When Characters or Character types are stated in brackets, Bodyguard only works for the specified Characters or Character types.

Bow:

Feigned Flight: A unit consisting solely of models with Feigned Flight that voluntarily chooses to Flee as a Charge Reaction, and subsequently passes a Rally Test in its next Player Turn, doesn't become Shaken. Furthermore, the Reform that is made after Rallying in this case doesn't prevent the unit from

moving nor from shooting (but it still counts as having moved for shooting purposes). This rule cannot be applied if a unit fails to rally on the next friendly Player Turn or involuntarily Flees, such as a result of a failed Panic Test or if it was already Fleeing when being charged.

Fire on Impact!: Attack Attribute - Close Combat.

A charging model part with Fire on Impact! using a Pistol, a Brace of Pistols, or a Repeater Pistol always strikes at Initiative Step 10, and has the Strength of its Close Combat Attacks set to 4 and their Armour Penetration set to 2 (regardless of the user's Agility, Strength, and Armour Penetration).

Frontiersmen: The model automatically passes Panic Tests caused by Terror.

Hand Weapon: All models come equipped with a Hand Weapon as their default equipment. If a model has any Close Combat Weapon other than a Hand Weapon, it cannot choose to use the Hand Weapon (unless specifically stated). Hand Weapons wielded by models on foot can be used alongside a Shield, then giving Parry

Hard Target:

Harnessed: Model parts with Harnessed cannot make Supporting Attacks and cannot use Weapons. Shooting Weapons carried by model parts with Harnessed can be used by other model parts of the same model (as long as they do not have Harnessed or Inanimate). A model with with at least one model part with Harnessed is considered to be mounted.

Knightly Orders: Universal Rule.

The model gains +1 Defensive Skill, and the Knight gains +1 Offensive Skill, +1 Strength, and +1 Armour Penetration. Knightly Orders cannot take Great Weapons.

Light Armour: Armor +1

Light Troops: Units composed entirely of models with Light Troops are allowed to make any number of Reforms when performing Advance Moves or March Moves. They are allowed to shoot even if they Marched or Reformed. No model can end its movement with its centre further away than its March Rate from its starting position, around any obstructions (including the Unit Spacing rule). This means that when checking the distance travelled by a model, check the path the model would have taken if it was alone, with the exception that the unit as a whole cannot break the Unit Spacing rule while performing the move. If a model performed any action during the movement (such as a Sweeping Attack), the distance moved is counted from its starting position to the point on the Battlefield where it performed that action and then to its final position.

If more than half the models in a unit have Light Troops, the unit always counts as having 0 Full Ranks. Characters with Light Troops that are joined to units with one or more models without Light Troops, lose this rule for as long as they remain with the unit. An Infantry Character joined to an Infantry unit with both Light Troops and the same Size as the Character gains Light Troops for as long as it remains with the unit.

Parent Unit: A unit is considered a Parent Unit if at least half of its models have this Universal Rule. Parent Units treat all Support Units as Insignificant.

Immediately after a Parent Unit passes a Charge Range roll against a non-fleeing enemy unit in the Charge Phase, before performing the Charge Move, any Support Units within 6" of the Parent Unit may perform a support charge. To do so, the Support Unit Declares a Charge against the same enemy unit. Apply all of the usual rules for charging for this out-of-sequence charge (such as Line of Sight, Front Arc, must roll for Charge Range, max one Wheel, etc.), with the exception that the enemy cannot choose a Charge Reaction other than Hold. For the purpose of Charge Moves, treat this as any other case of Combined Charges. When calculating Combat Scores in the following Melee Phase, combine the Rank Bonus of both the Parent Unit and up to one Support Unit that performed a successful support charge (following all normal restrictions), up to a maximum of +6.

Plate Armour: +3 Armor

Scoring: Units with at least one model with Scoring are considered to be Scoring Units, which are used for winning Secondary Objectives (see section XVI.2 "Scoring Secondary Objectives", page 67). Every army needs a few Scoring units to be able to complete Secondary Objectives, which is why units with Scoring are marked in the Army Books with a special pennant icon:

Scoring can be lost during the game:

- A unit that is Fleeing loses Scoring for as long as it is Fleeing.
- An Ambushing unit that enters the Battlefield on Game Turn 4 or later loses Scoring.
- A unit that has performed a Post-Combat Reform loses Scoring until the start of the following Player Turn.

Scout: At step 8 of the Pre-Game Sequence (after Spell Selection) an army that includes units with Scout must state which of its units with Scout will use it, starting with the player that picked the Deployment Zone. Deploy your army as usual, but without deploying any of the Scouting units. These units are placed after all other non-Scouting units have been deployed. They can either be deployed in your Deployment Zone, using the normal rules, or they can be deployed outside the Deployment Zone, but must be more than 18" away from any enemy units. This is decreased to 12" if the Scouting unit is deployed entirely within a Forest, Ruins, Field, Building, or Water Terrain Feature. Scouting units that are deployed outside their player's Deployment Zone may not Declare Charges in the first Player Turn (if their side has the first turn). If both players have Scouting units, alternate deploying one unit at a time, starting with the player that finished deploying first.

Skirmisher: The model can draw Lines of Sight in any direction (i.e. it is not limited by the Front Arc) from any point on its base (remember that Charge Moves are limited by a single Wheel of no more than 90°, and that Stand and Shoot Charge Reactions can only be done against enemies in the Front Arc) and can always use Shooting Attacks from any rank (they are not limited to shooting from first and second rank).

Units with at least one R&F model with Skirmisher are formed into a skirmish formation. They are not placed in base to base contact with each other. Instead, models are placed with a 12.5 mm distance between them. This gap is considered part of the unit for Cover purposes, and will have the same Size as the models in the unit. Other than this gap between models, units with Skirmisher follow the normal rules for forming units and therefore have a Front, two Flanks, a Rear, can perform Supporting Attacks, and so on. Units in skirmish formation gain Hard Target and Light Troops, never block Line of Sight, and when units in skirmish formation would contribute to Hard Cover, they contribute to Soft Cover instead.

Support Unit: A unit is considered a Support Unit if at least half of its models have this Universal Rule. Support Units are treated as Insignificant by Parent Units.

Support Units within 6" of at least one Parent Unit gain Fight in Extra Rank and may use Shooting Attacks from the third rank (in addition to the first and second). If the Support Unit has at least one Full Rank, it counts as having the same number of Full Ranks as a Parent Unit within 6" for the purpose of being Steadfast.

During the opponent's Charge Phase, Support Units may perform one of the following actions:

1. Immediately after a Parent Unit within 6" voluntarily chooses a Charge Reaction, the Support Unit may Stand and Shoot as if the enemy had Declared a Charge against them in their current position (apply the normal rules for the Stand and Shoot Charge Reaction).
2. Immediately after all enemy units have completed their Charge Moves, Support Units within 6" of any Parent Unit that was successfully charged in this

Phase may counter charge. To do so, choose one enemy unit that successfully charged the Parent Unit and Declare a Charge with the Support Unit. Apply all of the usual rules for charging for this out-of-sequence charge (such as Line of Sight, Front Arc, must roll Charge Range, max one Wheel, etc.). When calculating Combat Scores in the following Melee Phase, combine the Rank Bonus of both the Parent Unit and up to one Support Unit that performed a successful counter charge (following all normal restrictions), up to a maximum of +6.

Vanguard: After Deployment (including units with Scout), models with Vanguard may perform a 12" move. The move is performed as an Advance Move in the Movement Phase, including any actions and restrictions the unit would normally have (such as Wheeling, Reforming, joining units, leaving units and so on). The 12" distance is used instead of the unit's Advance Rate and March Rate. This move cannot be used to move within 12" of enemy units. This is decreased to 6" for enemy units which have either Scouted or Vanguarded. Units that have moved in this way may not Declare Charges in the first Player Turn (if their side has the first turn). If both players have units with Vanguard, alternate moving units one at a time, starting with the player that finished deploying last. Instead of moving a unit, a player may declare to not move any more Vanguarding units.

Wizard Apprentice: - Knows 1 spell.

- Can select between the Learned Spell 1 of its chosen Path and the Hereditary Spell of its army.

The Wizard selects its spells as described in Spell Selection

Qr codes of your army

Your can print this page to have all your army's units qrcode and cut them to stick them on your units, with them you can directly access to the unit's profil with your phone.

Wizard #2



Wizard #1



Light Infantry #1



Light Infantry #2



Light Infantry #3



Knightly Orders



Imperial Guard #3



Imperial Guard #1



Imperial Guard #2



Imperial Guard #4



Imperial Rangers #1



Imperial Rangers #2



Imperial Rangers #3



Reiters #1

