



ORCS AND GOBLINS

AUS ONLINE SCHLACHT LISTE - 4 324 POINTS



1470 pts (33.00 %) 1187 pts (26.00 %) 707 pts (16.00 %) 0 pts (0.00 %) 960 pts (21.00 %)

Characters (40 Max) **Core** (25 Least) **Special** (0 NoLimit) **Death from Above** (15 Max) **Big 'n Nasty** (30 Max)

Characters



ORC WARLORD #1

Orc Warlord - Standard - Cavalry - 25x50mm

435 POINTS



Global	Adv	Mar	Dis	Model Rules		
	4"	8"	9	Fearless, Frenzy		
Defensive	HP	Def	Res	Arm		
	3	7	5	0	Aegis, Plate Armour	
Offensive	Att	Off	Str	Ap	Agi	
Orc Warlord	4	6	5	2	4	Battle Focus, Born to Fight, Hand Weapon



MOUNT WAR BOAR

Global	Adv	Mar	Dis	Model Rules		
	7"	14"	C			
Defensive	HP	Def	Res	Arm		
	C	C	C	C+2		
Offensive	Att	Off	Str	Ap	Agi	
War Boar	1	3	4	1	3	Harnessed, Devastating Charge

Options | Paired Weapons • General • Iron Orc • War Boar • Potion of Swiftmess • Lucky Charm • Shady Shanking



GOBLIN HEXENDOKTOR #1

Goblin Witch Doctor - Standard - Infantry - 20x20mm

430 POINTS



Global	Adv	Mar	Dis	Model Rules		
	4"	8"	6	Wizard Apprentice, Insignificant, Power 'Shroom		
Defensive	HP	Def	Res	Arm		
	3	2	3	0		
Offensive	Att	Off	Str	Ap	Agi	
Common Goblin Witch Doctor	1	2	3	0	3	Common Goblin, Cave Goblin, Hand Weapon

Options | Wizard Master • Cave Goblin • Light Armour • Pan of Protection Pinchin'



ORC-SCHAMANE #1

Orc Shaman - Standard - Cavalry - 25x50mm

280 POINTS



Global	Adv	Mar	Dis	Model Rules		
	4"	8"	8	Wizard Apprentice		
Defensive	HP	Def	Res	Arm		
	3	2	4	0	Aegis	
Offensive	Att	Off	Str	Ap	Agi	
Common Orc Shaman	2	3	4	1	2	Born to Fight, Feral Orc, Hand Weapon



MOUNT WAR BOAR

Global	Adv	Mar	Dis	Model Rules		
	7"	14"	C			
Defensive	HP	Def	Res	Arm		
	C	C	C	C+2		
Offensive	Att	Off	Str	Ap	Agi	
War Boar	1	3	4	1	3	Harnessed, Devastating Charge

Options | Shamanism • War Boar • Wizard Adept • Paired Weapons • Feral Orc



GOBLIN KING #1

Goblin King - Large - Cavalry - 50x50mm

325 POINTS



Global	Adv	Mar	Dis	Model Rules		
	4"	8"	8	Insignificant		
Defensive	HP	Def	Res	Arm		
	3	5	4	0	Light Armour	
Offensive	Att	Off	Str	Ap	Agi	
Common Goblin King	4	5	4	1	5	Common Goblin, Hand Weapon



MOUNT HUNTSMEN SPIDER

Global	Adv	Mar	Dis	Model Rules		
	7"	14"	C	Strider		
Defensive	HP	Def	Res	Arm		
	3	C	4	C+2		
Offensive	Att	Off	Str	Ap	Agi	
Huntsmen Spider	3	3	4	1	4	Harnessed, Poison Attacks

Options | Shield • Heavy Armour • Forest Goblin • Huntsmen Spider • Troll Ale Flask • Dusk Forged • Ghostly Guard

Core



ORK-EBERREITER #1

Orc Boar Riders x9 - Standard - Cavalry - 25x50mm

328 POINTS



Global	Adv	Mar	Dis	Model Rules		
	7"	14"	7	Scoring		
Defensive	HP	Def	Res	Arm		
	1	2	4	2	Aegis, Light Armour	
Offensive	Att	Off	Str	Ap	Agi	
Orc Boar Rider	1	3	3	0	2	Born to Fight, Common Orc, Light Lance
War Boar	1	3	4	1	3	Harnessed, Devastating Charge

Options | Shield • Champion • Musician • Standard Bearer • Feral Orc • Banner of Speed



ORC 'EADBASHERS

Orc 'Eadbashers x20 - Standard - Infantry - 25x25mm

525 POINTS




Global	Adv	Mar	Dis	Model Rules	
	4"	8"	7	Scoring	

<i>Defensive</i>	<i>HP</i>	<i>Def</i>	<i>Res</i>	<i>Arm</i>	
	1	3	4	0	Aegis

<i>Offensive</i>	<i>Att</i>	<i>Off</i>	<i>Str</i>	<i>Ap</i>	<i>Agi</i>	
Common Orc Eadbasher	1	4	4	1	2	Born to Fight, Common Orc, Feral Orc


Options	Paired Weapons • Champion • Musician • Standard Bearer • Feral Orc • Green Tide
----------------	---------------------------------------------------------------------------------



GOBLINS #1

Goblins **x20** - *Standard - Infantry - 20x20mm*


165 POINTS



<i>Global</i>	<i>Adv</i>	<i>Mar</i>	<i>Dis</i>	<i>Model Rules</i>	
	4"	8"	6	Scoring, Insignificant	

<i>Defensive</i>	<i>HP</i>	<i>Def</i>	<i>Res</i>	<i>Arm</i>	
	1	2	3	0	Light Armour

<i>Offensive</i>	<i>Att</i>	<i>Off</i>	<i>Str</i>	<i>Ap</i>	<i>Agi</i>	
Common Goblin	1	2	3	0	2	




MOUNT SHADY GIT

<i>Global</i>	<i>Adv</i>	<i>Mar</i>	<i>Dis</i>	<i>Model Rules</i>	
	4"	8"	6	Sneaky!, Insignificant	

<i>Defensive</i>	<i>HP</i>	<i>Def</i>	<i>Res</i>	<i>Arm</i>	
	1	4	3	0	Light Armour

<i>Offensive</i>	<i>Att</i>	<i>Off</i>	<i>Str</i>	<i>Ap</i>	<i>Agi</i>	
Shady Git	2	4	3	0	3	Common Goblin, Lethal Strike, Paired Weapons


Options	Shady Git x1 • Bow (4+) • Shield • Common Goblin
----------------	--------------------------------------------------



GOBLIN RAIDERS #2

Goblin Raiders **x8** - *Standard - Cavalry - 25x50mm*

169 POINTS




<i>Global</i>	<i>Adv</i>	<i>Mar</i>	<i>Dis</i>	<i>Model Rules</i>	
	7"	14"	6	Strider, Feigned Flight, Vanguard, Light Troops, Scout, Insignificant	

<i>Defensive</i>	<i>HP</i>	<i>Def</i>	<i>Res</i>	<i>Arm</i>	
	1	2	3	1	

<i>Offensive</i>	<i>Att</i>	<i>Off</i>	<i>Str</i>	<i>Ap</i>	<i>Agi</i>	
Goblin Raider	1	2	3	0	2	Forest Goblin
Wolf	1	3	3	0	3	Harnessed, Forest Goblin
Scuttler Spider	1	3	3	0	4	Harnessed, Poison Attacks, Forest Goblin

Options	Shield • Light Lance • Bow (4+) • Forest Goblin
----------------	-------------------------------------------------


Special



IRON ORCS #1

Iron Orcs **x22** - *Standard - Infantry - 25x25mm*

503 POINTS




<i>Global</i>	<i>Adv</i>	<i>Mar</i>	<i>Dis</i>	<i>Model Rules</i>	
	4"	8"	8	Scoring, Fearless, Bodyguard	

<i>Defensive</i>	<i>HP</i>	<i>Def</i>	<i>Res</i>	<i>Arm</i>	
	1	5	4	0	Plate Armour, Shield

<i>Offensive</i>	<i>Att</i>	<i>Off</i>	<i>Str</i>	<i>Ap</i>	<i>Agi</i>	
Iron Orcs	1	5	4	1	2	Born to Fight, Weapon Master, Iron Orc, Paired Weapons, Great Weapon

Options	Champion • Musician • Standard Bearer
----------------	---------------------------------------



TROLLS #1

Trolls x3 - Large - Infantry - 40x40mm

204 POINTS




<i>Global</i>	<i>Adv</i>	<i>Mar</i>	<i>Dis</i>	<i>Model Rules</i>
	6"	12"	4	Fear, Fearless, Stupid

<i>Defensive</i>	<i>HP</i>	<i>Def</i>	<i>Res</i>	<i>Arm</i>	
	3	3	4	3	Fortitude (4+), Magic Resistance

<i>Offensive</i>	<i>Att</i>	<i>Off</i>	<i>Str</i>	<i>Ap</i>	<i>Agi</i>	
Common Trolls	3	3	5	2	1	Troll Belch

Options	Cave Troll
----------------	------------


Big 'n Nasty



GREAT GREEN IDOL #1

Great Green Idol - Gigantic - Infantry - 100x100mm

450 POINTS



<i>Global</i>	<i>Adv</i>	<i>Mar</i>	<i>Dis</i>	<i>Model Rules</i>
	6"	12"	8	Fearless, Supernal, Smash 'Em Flat

<i>Defensive</i>	<i>HP</i>	<i>Def</i>	<i>Res</i>	<i>Arm</i>	
	6	2	8	3	

<i>Offensive</i>	<i>Att</i>	<i>Off</i>	<i>Str</i>	<i>Ap</i>	<i>Agi</i>	
Great Green Idol	3	2	6	3	2	Impact Hits (D3, D3), Crush Attack

Options	Battle Standard Bearer
----------------	------------------------



GARGANTULA #1

Gargantula - Gigantic - Beast - 150x100mm

510 POINTS



<i>Global</i>	<i>Adv</i>	<i>Mar</i>	<i>Dis</i>	<i>Model Rules</i>
	7"	14"	6	Strider, Fearless, Stubborn

<i>Defensive</i>	<i>HP</i>	<i>Def</i>	<i>Res</i>	<i>Arm</i>	
	8	4	6	3	

<i>Offensive</i>	<i>Att</i>	<i>Off</i>	<i>Str</i>	<i>Ap</i>	<i>Agi</i>	
Goblins (8)	1	2	3	0	2	Forest Goblin, Light Lance, Bow (4+, 4+)
Gargantula	8	4	5	2	4	Harnessed, Poison Attacks, Venomous Fangs

Magics

Racial Trait Spell

	Casting	Range	Type	Duration
	<h3>Bring the Pain</h3>			
<i>Mf</i>	8+	18"	Hex	Last one Turn
Failed to-hit rolls with Close Combat Attacks against the target must be rerolled.				



Shamanism

		Casting Range		Type	Duration	Effect
5	Totemic Summon	10+ [12+]	96"	Ground	Instant	Summon a Totemic Beast (profile below). It must be placed within 1" [10"] of the Board Edge. Totemic Beast (for Totemic Summon) single model Size Large Type Beast Base 40x40 mm Global Adv Mar Dis Model Rules 3D6" - 7 Fearless, Random Movement (3D6") Defensive HP Def Res Arm 3 3 5 - Offensive Att Off Str AP Agi 4 3 5 2 3 Breath Attack (Str 3, AP 0)
3	Savage Fury	5+ [8+]	12" [24"]	Universal	Last one Turn	The target gains Frenzy and Battle Focus.
4	Chilling Howl	6+ [10+]	36"	Hex	Last one Turn	All units within 6" [12"] of the target when the spell is cast suffer a -1 to-wound modifier on their Shooting [Ranged] Attacks [including effects of spells cast while affected by spell effects] .
6	Break the Spirit	9+ [11+]	18" [36"]	Hex	Last one Turn	The target suffers a -1 to-hit modifier, and treats all Terrain (including Open Terrain) as Dangerous Terrain (2).
1	Awaken the Beast	5+ [7+]	18"	Augment	Last one Turn	The target gains +1 Strength and +1 Armour Penetration [+1 Resilience] .
A	Scarification		Caster		Last one Turn	Melee Attacks against the target can never wound on better than 5+.
2	Swarm of Insects	5+ [8+]	24" [48"]	Hex, Missile, Damage	Permanent	Immediately after successfully casting this spell, the target suffers 5D6 hits with Strength 1, Armour Penetration 0, and Magical Attacks. If one or more unsaved wounds are caused, the target suffers -1 to hit with its Shooting Attacks. This spell is immediately ended when the target performs an Advance, March, Charge, Failed Charge, or Pursuit Move.

Magic items

Lucky Charm: One use only. May be activated when the bearer's model fails an Armour Save. This failed Armour Save may be rerolled.

Potion of Swiftiness: One use only. May be activated at the start of any Round of Combat. Until the end of the Player Turn, the bearer gains +3 Agility.

Shady Shanking: Attacks made with this weapon gain Lightning Reflexes, Lethal Strike, and become Magical Attacks. When fighting a Duel, failed to-wound rolls with attacks with this weapon must be rerolled.

Pan of Protection Pinchin': When successfully wounded, the bearer may choose to use the attacker's Armour value and/or its Special Save:

- Use the Armour value that the attacking model would have against the attack that inflicted the wound (including Conditional Application, modifiers, etc.). If so, the bearer cannot use its own Armour (including any modifiers), if available.
- Use the Special Save that the attacking model would have against the attack that inflicted the wound (including Conditional Application, modifiers, etc.). If so, the bearer cannot use its own Special Save (including any modifiers), if available.

In addition, when the bearer's unit is the target of a spell, the bearer gains the same Magic Resistance as the Caster of the spell.

Dusk Forged: The bearer may choose to reroll its failed Armour Saves while using this Shield. If it does, it automatically fails all Special Saves.

Ghostly Guard: The wearer gains +2 Armour against non-Magical Attacks.

Troll Ale Flask: The bearer may perform a Special Attack that is made at the bearer's Agility. In the corresponding Initiative Step, choose an enemy unit that the bearer is able to attack with Close Combat Attacks. This unit suffers a hit with Strength 5 and Armour Penetration 10.

Magic banners

Banner of Speed: A unit with one or more Banners of Speed gains +1" Advance Rate and +2" March Rate.

Green Tide: 0-3 Banners per Army.
The bearer's unit gains Fight in Extra Rank.

Model Rules

Aegis:

Battle Focus: If the attack hits with a natural to-hit roll of '6', the attack causes two hits instead of one.

Bodyguard: When a Character is joined to a unit in which at least one model has Bodyguard, that Character gains Stubborn. When Characters or Character types are stated in brackets, Bodyguard only works for the specified Characters or Character types.

Born to Fight: Close Combat.

The model part's Close Combat Attacks gain +1 Strength and +1 Armour Penetration during a Round of Combat

- If it is the First Round of Combat.
- Or if the model part's unit is Steadfast at the start of the Round of Combat.

Bow:

Cave Goblin: The model gains Insignificant.

Common Goblin: The model gains Insignificant.

Common Orc: The model part gains Born to Fight.

Crush Attack:

Devastating Charge: Attacks & Weapons, Melee

A charging model part with Devastating Charge, or using a weapon with Devastating Charge, gains the Model Rules and Characteristic modifiers stated in brackets. For example, a charging model part with Devastating Charge (+1 Strength, Poison Attacks) gains +1 Strength and Poison Attacks when it is charging. This rule is cumulative: a model part with several instances of Devastating Charge applies all Attack Attributes and Characteristics modifiers from all of them when charging.

Fear: Units in base contact with one or more enemy models with Fear suffer -1 Discipline. At the start of each Round of Combat, such units must take a Discipline Test, called a Fear Test. If this test is failed, the models in the unit are Shaken until the end of the Round of Combat. Models that have Fear themselves are immune to the effects of Fear.

Fearless: If more than half of a unit's models are Fearless, the unit automatically passes Panic Tests and Decimated Tests and cannot declare a Flee Charge Reaction (unless already Fleeing). Models that are Fearless are also immune to the effects of Fear.

Feigned Flight: A unit consisting solely of models with Feigned Flight that voluntarily chooses to Flee as a Charge Reaction, and subsequently passes a Rally Test in its next Player Turn, doesn't become Shaken. Furthermore, the Reform that is made after Rallying in this case doesn't prevent the unit from moving nor from shooting (but it still counts as having moved for shooting purposes). This rule cannot be applied if a unit fails to rally on the next friendly Player Turn or involuntarily Flees, such as a result of a failed Panic Test or if it was already Fleeing when being charged.

Feral Orc: The model part gains Born to Fight and Battle Focus. The model gains Frenzy, Fearless, and Aegis (6+).

Forest Goblin: The model gains Insignificant and Strider (Forest).

Fortitude: Fortitude is a Special Save. Fortitude Saves cannot be taken against attacks with Lethal Strike that rolled a natural 6+ to wound, or against attacks with Flaming Attacks

Frenzy: A unit with at least half its models with Frenzy cannot choose Flee as Charge Reaction, and when taking Discipline Tests, apply the following:

- If it is a Panic Test, Decimated Test or Fear Test: the unit gains +2 Discipline.
- If it is a Break Test, roll the test as normal.
- If it is anyother Discipline Test, the unit suffers -2Discipline.

At the start of the Charge Phase, each of your units with at least one model with Frenzy that could Declare a Charge against an enemy unit within the unit's Advance Rate +7" (using the lowest Advance Rate among the unit's models; if a model has more than 1 Advance Rate available, use the highest one) must take a Discipline Test, called a Frenzy Test. If the test is failed, the whole unit must Declare a Charge this Player Turn. Note that Characters are never forced to charge out of their units.

Great Weapon: Attacks made with a Great Weapon gain +2 Strength, +2 Armour Penetration and always strike at Initiative Step 0 (regardless of the wielder's Agility). A model using this weapon cannot simultaneously use a Shield against Melee Attacks

Hand Weapon: All models come equipped with a Hand Weapon as their default equipment. If a model has any Close Combat Weapon other than a Hand Weapon, it cannot choose to use the Hand Weapon (unless specifically stated). Hand Weapons wielded by models on foot can be used alongside a Shield, then giving Parry

Harnessed: Model parts with Harnessed cannot make Supporting Attacks and cannot use Weapons. Shooting Weapons carried by model parts with Harnessed can be used by other model parts of the same model (as long as they do not have Harnessed or Inanimate). A model with with at least one model part with Harnessed is considered to be mounted.

Impact Hits: At Initiative Step 10, a charging model part with Impact Hits must choose an enemy unit that is in base contact with the attacking model's Front Facing. This unit suffers a number of hits equal to the value stated in brackets (X). These hits are resolved with the attacking model part's Strength and Armour Penetration.

If a model has both Grind Attacks and Impact Hits, it may only use one of these rules in the same Round of Combat (its controlling player may choose which). In multipart models, only model parts that also have Harnessed or Inanimate can use their Impact Hits. When several models in the same unit have Impact Hits, and when X is a random number (e.g. Impact Hits (D6)), roll for the number of hits separately for each model part.

Insignificant:

Iron Orc: The model part gains Born to Fight and Weapon Master. The model gains Fearless.

Light Armour: Armor +1

Light Lance:

Light Troops: Units composed entirely of models with Light Troops are allowed to make any number of Reforms when performing Advance Moves or March Moves. They are allowed to shoot even if they Marched or Reformed. No model can end its movement with its centre further away than its March

Rate from its starting position, around any obstructions (including the Unit Spacing rule). This means that when checking the distance travelled by a model, check the path the model would have taken if it was alone, with the exception that the unit as a whole cannot break the Unit Spacing rule while performing the move. If a model performed any action during the movement (such as a Sweeping Attack), the distance moved is counted from its starting position to the point on the Battlefield where it performed that action and then to its final position.

If more than half the models in a unit have Light Troops, the unit always counts as having 0 Full Ranks. Characters with Light Troops that are joined to units with one or more models without Light Troops, lose this rule for as long as they remain with the unit. An Infantry Character joined to an Infantry unit with both Light Troops and the same Size as the Character gains Light Troops for as long as it remains with the unit.

Magic Resistance:

Paired Weapons: The wielder gains +1 Attack Value when using Paired Weapons. Attacks made with Paired Weapons gain +1 Offensive Skill and ignore Parry. A model using this weapon cannot simultaneously use a Shield against Melee Attacks.

Plate Armour: +3 Armor

Poison Attacks: If the attack successfully hits with a natural to-hit roll of '6', it automatically wounds with no to-wound roll needed. Shooting Attacks using the Hopeless Shot can only automatically wound if the first to-hit roll is a natural '6'. Note that the second to-hit roll must still be successful in order to hit the target. If the attack can be turned into more than one hit (e.g. a hit with Area Attack, Battle Focus, or Penetrating), only a single hit, chosen by the attacker, automatically wounds. All other hits must roll to wound as normal.

Power 'Shroom: Universal Rule.

Each instance of Power 'Shroom is One use only. Declare usage immediately before the model rolls to cast a non-Bound Spell. Any Dispelling Attempt made against this Casting Attempt suffers -D3 to the dispelling roll. Roll this dice directly when using the Power 'Shroom. If a natural '1' is rolled for this D3, the model using the Power 'Shroom suffers 1 hit with Toxic Attacks. This is an exception to the Casting and Dispelling Modifier rule (i.e. it is allowed to modify the dispelling roll by more than -2).

Scoring: Units with at least one model with Scoring are considered to be Scoring Units, which are used for winning Secondary Objectives (see section XVI.2 "Scoring Secondary Objectives", page 67). Every army needs a few Scoring units to be able to complete Secondary Objectives, which is why units with Scoring are marked in the Army Books with a special pennant icon:

Scoring can be lost during the game:

- A unit that is Fleeing loses Scoring for as long as it is Fleeing.
- An Ambushing unit that enters the Battlefield on Game Turn 4 or later loses Scoring.
- A unit that has performed a Post-Combat Reform loses Scoring until the start of the following Player Turn.

Scout: At step 8 of the Pre-Game Sequence (after Spell Selection) an army that includes units with Scout must state which of its units with Scout will use it, starting with the player that picked the Deployment Zone. Deploy your army as usual, but without deploying any of the Scouting units. These units are placed after all other non-Scouting units have been deployed. They can either be deployed in your Deployment Zone, using the normal rules, or they can be deployed outside the Deployment Zone, but must be more than 18" away from any enemy units. This is decreased to 12" if the Scouting unit is deployed entirely within a Forest, Ruins, Field, Building, or Water Terrain Feature. Scouting units that are deployed outside their player's Deployment Zone may not Declare Charges in the first Player Turn (if their side has the first turn). If both players have Scouting units, alternate deploying one unit at a time, starting with the player that finished deploying first.

Shield: +1 Armour Hand Weapons wielded by models on foot can be used alongside a Shield, then giving Parry.

Smash 'Em Flat: Universal Rule.

Natural to-wound rolls of '1' with Melee Attacks from units within 6" of a friendly Great Green Idol must be rerolled. Break Tests taken by units within 6" of one or more friendly Engaged Great Green Idols are subject to Minimised Roll.

Strider: The model automatically passes Dangerous Terrain Tests taken due to Terrain.

If more than half of a unit's models have Strider, the unit never loses their Steadfast or Rank Bonus due to Terrain.

Sometimes Strider is linked to a specific type of Terrain, stated in brackets.

In this case, models with Strider are considered Striders only when interacting with such type of Terrain.

Stubborn: A unit with at least one model with Stubborn ignores any Combat Score penalties to its Discipline when taking Break Tests or Combat Reform Discipline Tests.

Stupid: Universal Rule.

At the start of each friendly Player Turn, each unengaged non-fleeing unit with one or more models with Stupid must take a Discipline Test. If the test is failed, all models in the unit become Shaken until the end of the Player Turn, and in the Movement Phase, immediately after Rallying Fleeing units, the unit must move D6" directly forward, stopping 1" before Impassible Terrain or other units.

Supernal:

Troll Belch: Special Attack.

At the model part's Initiative Step, the owner may choose an enemy unit Engaged in Combat that the model part is able to attack with Close Combat Attacks.

If so, this unit suffers a hit, which is resolved with Strength 5 and Armour Penetration 10, and the model part may not perform any Close Combat Attacks.

Vanguard: After Deployment (including units with Scout), models with Vanguard may perform a 12" move. The move is performed as an Advance Move in the Movement Phase, including any actions and restrictions the unit would normally have (such as Wheeling, Reforming, joining units, leaving units and so on). The 12" distance is used instead of the unit's Advance Rate and March Rate. This move cannot be used to move within 12" of enemy units. This is decreased to 6" for enemy units which have either Scouted or Vanguarded. Units that have moved in this way may not Declare Charges in the first Player Turn (if their side has the first turn). If both players have units with Vanguard, alternate moving units one at a time, starting with the player that finished deploying last. Instead of moving a unit, a player may declare to not move any more Vanguarding units.

Venomous Fangs: Melee.

Before rolling to hit, nominate one Close Combat Attack from a model part with Venomous Fangs. This attack gains Multiple Wounds (D3+1).

If the attack is turned into more than one hit (e.g. a hit with Battle Focus), only a single hit, chosen by the owner, gains the effect.

Weapon Master:

Wizard Apprentice: - Knows 1 spell.

- Can select between the Learned Spell 1 of its chosen Path and the Hereditary Spell of its army.

The Wizard selects its spells as described in Spell Selection

Qr codes of your army

You can print this page to have all your army's units qrcode and cut them to stick them on your units, with them you can directly access to the unit's profile with your phone.

Orc Warlord #1



Goblin Hexendoktor #1



Ork-Schamane #1



Goblin King #1



Ork-Eberreiter #1



Orc 'Eadbashers



Goblins #1



Iron Orcs #1



Goblin Raiders #2



Trolls #1



Great Green Idol #1



Gargantula #1

