



VAMPIRE COVENANT

LIST CONCLAVES VAMPIRIQUES #12 - 3 983 POINTS



1425 pts (36.00 %) 1038 pts (26.00 %) 200 pts (5.00 %) **1320 pts (33.00 %)** 0 pts (0.00 %)
Characters **Core** **Special** **Swift Death** **The Suffering**
 (40 Max) (20 Least) (0 NoLimit) (30 Max) (20 Max)

Characters



VAMPIRE COURTIER #1
 Vampire Courtier - Large - Construct - 60x100

685 POINTS



Global	Adv	Mar	Dis	Rea	Model Rules	
	6"	12"	8	1	Fear, Fearless, Awaken, Autonomous, Undead	
Defensive	HP	Def	Res	Arm		
	3	6	4	0		
Offensive	Att	Off	Str	Ap	Agi	
Vampire Courtier	4	6	5	2	6	Vampiric (6+), Hand Weapon



MOUNT COURT OF THE DAMNED

Global	Adv	Mar	Dis	Rea	Model Rules	
	8"	8"	C		Ghost Step, Fear, Towering Presence, Chill of the Grave, War Platform, Autonomous	
Defensive	HP	Def	Res	Arm		
	5	C	5	C		
Offensive	Att	Off	Str	Ap	Agi	
Paramours (2)	2	5	5	2	6	Vampiric (6+)
Spectral Pallbearers	8	2	3	0	2	Harnessed, Magical Attacks
Chassis	D6		5	2	Inanimate, Impact Hits (D6, D6)	

Options Wizard Adept • Light Armour • Paired Weapons • Court of the Damned • Alchemist's Alloy • Blessed Inscriptions



VAMPIRE COURTIER #2
 Vampire Courtier - Large - Construct - 60x100

740 POINTS



Global	Adv	Mar	Dis	Rea	Model Rules	
	6"	12"	8	1	Fear, Fearless, Awaken, Autonomous, Undead	
Defensive	HP	Def	Res	Arm		
	3	6	4	0		
Offensive	Att	Off	Str	Ap	Agi	
Vampire Courtier	4	6	5	2	6	Vampiric (6+), Hand Weapon



MOUNT COURT OF THE DAMNED

Global	Adv	Mar	Dis	Rea	Model Rules	
	8"	8"	C		Ghost Step, Fear, Towering Presence, Chill of the Grave, War Platform, Autonomous	
Defensive	HP	Def	Res	Arm		
	5	C	5	C		
Offensive	Att	Off	Str	Ap	Agi	
Paramours (2)	2	5	5	2	6	Vampiric (6+)
Spectral Pallbearers	8	2	3	0	2	Harnessed, Magical Attacks

<i>Offensive</i>	<i>Att</i>	<i>Off</i>	<i>Str</i>	<i>Ap</i>	<i>Agi</i>	
Chassis	D6		5	2		Inanimate, Impact Hits (D6, D6)

Options Battle Standard Bearer • Wizard Adept • Light Armour • Paired Weapons • Court of the Damned • Cursed Medallion • King Slayer

Core



GHOULS #2
Ghouls **x33** - Standard - Infantry - 20x20

503 POINTS



<i>Global</i>	<i>Adv</i>	<i>Mar</i>	<i>Dis</i>	<i>Rea</i>	<i>Model Rules</i>	
	4"	8"	6	D6+4	Scoring, Fearless, Undead, Ashes to Ashes, First Raised	
<i>Defensive</i>	<i>HP</i>	<i>Def</i>	<i>Res</i>	<i>Arm</i>		
	1	3	4	0		
<i>Offensive</i>	<i>Att</i>	<i>Off</i>	<i>Str</i>	<i>Ap</i>	<i>Agi</i>	
Ghouls	2	3	3	0	4	Unholy Appetite, Poison Attacks

Options Champion



GHOULS #1
Ghouls **x35** - Standard - Infantry - 20x20

535 POINTS



<i>Global</i>	<i>Adv</i>	<i>Mar</i>	<i>Dis</i>	<i>Rea</i>	<i>Model Rules</i>	
	4"	8"	6	D6+4	Scoring, Fearless, Undead, Ashes to Ashes, First Raised	
<i>Defensive</i>	<i>HP</i>	<i>Def</i>	<i>Res</i>	<i>Arm</i>		
	1	3	4	0		
<i>Offensive</i>	<i>Att</i>	<i>Off</i>	<i>Str</i>	<i>Ap</i>	<i>Agi</i>	
Ghouls	2	3	3	0	4	Unholy Appetite, Poison Attacks

Options Champion

Special



GREAT BATS #2
Great Bats **x2** - Standard - Beast - 40x40

100 POINTS



<i>Global</i>	<i>Adv</i>	<i>Mar</i>	<i>Dis</i>	<i>Rea</i>	<i>Model Rules</i>
	1"	2"	3	D3+1	Light Troops, Fearless, Skirmisher, Undead, Ashes to Ashes, Fly (9", 18", 9", 18")
	9"	18"			
<i>Defensive</i>	<i>HP</i>	<i>Def</i>	<i>Res</i>	<i>Arm</i>	
	2	3	3	0	Hard Target (1, 1)
<i>Offensive</i>	<i>Att</i>	<i>Off</i>	<i>Str</i>	<i>Ap</i>	<i>Agi</i>
Great Bats	2	3	3	0	3



GREAT BATS #3
Great Bats **x2** - Standard - Beast - 40x40



100 POINTS





<i>Global</i>	<i>Adv</i>	<i>Mar</i>	<i>Dis</i>	<i>Rea</i>	<i>Model Rules</i>
	1"	2"	3	D3+1	Light Troops, Fearless, Skirmisher, Undead, Ashes to Ashes, Fly (9", 18", 9", 18")
	9"	18"			

<i>Defensive</i>	<i>HP</i>	<i>Def</i>	<i>Res</i>	<i>Arm</i>	
	2	3	3	0	Hard Target (1, 1)
<i>Offensive</i>	<i>Att</i>	<i>Off</i>	<i>Str</i>	<i>Ap</i>	<i>Agi</i>
Great Bats	2	3	3	0	3

Swift Death

	SHRIEKING HORROR #1 Shrieking Horror - Gigantic - Beast - 150x100	500 POINTS			
<i>Global</i>	<i>Adv</i>	<i>Mar</i>	<i>Dis</i>	<i>Rea</i>	<i>Model Rules</i>
	6"	12"	4	1	Light Troops, Fearless, Undead, Ashes to Ashes, Fly (8", 16", 8", 16")
	8"	16"			
<i>Defensive</i>	<i>HP</i>	<i>Def</i>	<i>Res</i>	<i>Arm</i>	
	6	4	6	0	Fortitude (6+)
<i>Offensive</i>	<i>Att</i>	<i>Off</i>	<i>Str</i>	<i>Ap</i>	<i>Agi</i>
Shrieking Horror	4	4	5	2	2 Chilling Shriek

	SHRIEKING HORROR #2 Shrieking Horror - Gigantic - Beast - 150x100	500 POINTS			
<i>Global</i>	<i>Adv</i>	<i>Mar</i>	<i>Dis</i>	<i>Rea</i>	<i>Model Rules</i>
	6"	12"	4	1	Light Troops, Fearless, Undead, Ashes to Ashes, Fly (8", 16", 8", 16")
	8"	16"			
<i>Defensive</i>	<i>HP</i>	<i>Def</i>	<i>Res</i>	<i>Arm</i>	
	6	4	6	0	Fortitude (6+)
<i>Offensive</i>	<i>Att</i>	<i>Off</i>	<i>Str</i>	<i>Ap</i>	<i>Agi</i>
Shrieking Horror	4	4	5	2	2 Chilling Shriek

	WINGED REAPERS #1 Winged Reapers x2 - Large - Infantry - 50x75	320 POINTS			
<i>Global</i>	<i>Adv</i>	<i>Mar</i>	<i>Dis</i>	<i>Rea</i>	<i>Model Rules</i>
	6"	12"	10	D3	Fear, Light Troops, Fearless, Swiftstride, Necromantic Aura, Undead, Ashes to Ashes, Fly (6", 12", 6", 12")
	6"	12"			
<i>Defensive</i>	<i>HP</i>	<i>Def</i>	<i>Res</i>	<i>Arm</i>	
	4	5	5	2	
<i>Offensive</i>	<i>Att</i>	<i>Off</i>	<i>Str</i>	<i>Ap</i>	<i>Agi</i>
Winged Reapers	4	5	5	2	4 Lethal Strike

Options	Halberd
---------	---------

Magics			
Racial Trait Spell			
This spell has a second Boosted version, which is shown using {{this colour-coding}}			
<i>Casting</i>	<i>Range</i>	<i>Type</i>	<i>Duration</i>
Arise!			

	<i> Casting </i>	<i> Range </i>	<i> Type </i>	<i> Duration </i>
<i> Mf </i>	4+ [8+] {11+}	18" [6" Aura] {12" Aura}	Translation missing: en.magic_spell.type_target.Augment	Instant
<p><i>When resolving the spell, choose one of the following effects for each target:</i></p> <ul style="list-style-type: none"> ● <i>The R&F part of the target Raises a number of Health Points equal to its Reanimated value.</i> ● <i>Up to one Character within the target Recovers a number of Health Points equal to its Reanimated value.</i> <p><i>Models with Towering Presence cannot Recover more than 2 Health Points from this spell in a single Magic Phase.</i></p>				

Magic items

Alchemist's Alloy: The wearer gains +1 Armour and suffers -2 Offensive Skill.

Blessed Inscriptions: Attacks made with this enchanted weapon become Divine Attacks and Magical Attacks, and failed to wound rolls must be rerolled.

Cursed Medallion: Right before the battle (during step 7 of the Deployment Phase Sequence), choose a Character, Champion, or a single model unit in the opponent's Army List. The bearer must reroll failed to-hit and to-wound rolls against the chosen model.

King Slayer: The wielder of this enchanted weapon gains +X Strength, +X Armour Penetration, +X Attack Value, and Magical Attacks while using it, where X is equal to the number of enemy Characters in base contact with the wielder's unit. This bonus is calculated at the Initiative Step when the attacks are made.

Model Rules

Ashes to Ashes: At the end of any phase in which the Master is removed as a casualty, every unit in the army with one or more models with Ashes to Ashes must pass a Discipline Test or lose a number of Health Points equal to the amount by which the test was failed, with no saves of any kind allowed. These Health Point losses are allotted following the rules for Unstable, except that they can never be allotted to models that do not have Ashes to Ashes. The number of Health Points lost is reduced by 1 if the unit is within range of Rally Around the Flag.

At the end of the Player Turn in which the Master was removed as a casualty, a new Master may be selected. In order to do so, nominate a friendly Wizard Character that either has Vampiric or has chosen Evocation. This Character becomes the new Master.

At the start of each friendly Player Turn after the army's Master has been removed as a casualty and no new Master has been selected, every unit with Ashes to Ashes must once again pass a Discipline Test or lose Health Points as described above.

Autonomous: Undead units consisting entirely of models with Autonomous may perform March Moves as normal, even when outside the range of friendly models' Commanding Presence. The unit must still pass a Discipline Test in order to do so if within 8" of non-Fleeing enemy units.

Awaken: The model can Raise Health Points above a unit's starting size for the units stated within brackets. However, units cannot be increased beyond twice their starting size or beyond the maximum unit size written in their unit entry. A unit's starting size is the size of the unit as written on the Army List or the size of the unit when it is Summoned.

Chilling Shriek: Special Attack.

A model with this Special Attack can use it as 1. a Shooting Attack, and as 2. a Special Attack when Engaged in Combat.

1. Choose a target using the normal rules for Shooting Attacks. The attack has Range 8" and March and Shoot.

2. The attack is made at the model part's Agility. Declare that you are using Chilling Shriek when allocating attacks. If used, the model part cannot perform any Close Combat Attacks. Choose a single unit in base contact as the target.

Regardless of whether it is used as a Shooting or Melee Attack, the Chilling Shriek inflicts 1 hit for each Health Point the model with Chilling Shriek currently has. These hits always have Strength 10, Armour Penetration 10, and Magical Attacks. When rolling to wound with this attack, use the enemy's Discipline instead of its Resilience.

Fear: Units in base contact with one or more enemy models with Fear suffer -1 Discipline. At the start of each Round of Combat, such units must take a Discipline Test, called a Fear Test. If this test is failed, the models in the unit are Shaken until the end of the Round of Combat. Models that have Fear themselves are immune to the effects of Fear.

Fearless: If more than half of a unit's models are Fearless, the unit automatically passes Panic Tests and Decimated Tests and cannot declare a Flee Charge Reaction (unless already Fleeing). Models that are Fearless are also immune to the effects of Fear.

First Raised: As long as the unit has a Champion, it can perform Swift Reforms as if it had a Musician.

Fly: The model gains Light Troops and Swiftstride. Units composed entirely of models with Fly may make Flying Movements when performing a Move Chargers move, an Advance Move, or a March Move. When a unit makes a Flying Movement, substitute its models' Advance Rate with the first value given in brackets (X), and their March Rate with the second value given in brackets (Y). All modifiers to ground movement values are also applied to the flying values of a model. Units using Flying Movement ignore all Terrain Features and units during the Flying Movement (from their starting to their ending position), but must abide by the Unit Spacing rule at the end of the move (unless charging, when the normal exceptions to the Unit Spacing rule apply). They are still affected by the effects of the Terrain Features from which they take off and in which they land.

Fortitude: Fortitude is a Special Save. Fortitude Saves cannot be taken against attacks with Lethal Strike that rolled a natural 6+ to wound, or against attacks with Flaming Attacks

Hand Weapon: All models come equipped with a Hand Weapon as their default equipment. If a model has any Close Combat Weapon other than a Hand Weapon, it cannot choose to use the Hand Weapon (unless specifically stated). Hand Weapons wielded by models on foot can be used alongside a Shield, then giving Parry

Hard Target:

Lethal Strike: If the attack wounds with a natural to-wound roll of 6+, its Armour Penetration is set to 10 and the target of the attack cannot take a Regeneration save against it.

Light Troops: Units composed entirely of models with Light Troops are allowed to make any number of Reforms when performing Advance Moves or March Moves. They are allowed to shoot even if they Marched or Reformed. No model can end its movement with its centre further away than its March Rate from its starting position, around any obstructions (including the Unit Spacing rule). This means that when checking the distance travelled by a model, check the path the model would have taken if it was alone, with the exception that the unit as a whole cannot break the Unit Spacing rule while performing the move. If a model performed any action during the movement (such as a Sweeping Attack), the distance moved is counted from its starting position to the point on the Battlefield where it performed that action and then to its final position.

If more than half the models in a unit have Light Troops, the unit always counts as having 0 Full Ranks. Characters with Light Troops that are joined to units with one or more models without Light Troops, lose this rule for as long as they remain with the unit. An Infantry Character joined to an Infantry unit with both Light Troops and the same Size as the Character gains Light Troops for as long as it remains with the unit.

Necromantic Aura: All friendly units within 6" of one or more models with Necromantic Aura reduce the number of Health Point losses caused by Ashes to Ashes and Unstable by 1.

Poison Attacks: If the attack successfully hits with a natural to-hit roll of '6', it automatically wounds with no to-wound roll needed. Shooting Attacks using the Hopeless Shot can only automatically wound if the first to-hit roll is a natural '6'. Note that the second to-hit roll must still be successful in order to hit the target. If the attack can be turned into more than one hit (e.g. a hit with Area Attack, Battle Focus, or Penetrating), only a single hit, chosen by the attacker, automatically wounds. All other hits must roll to wound as normal.

Scoring: Units with at least one model with Scoring are considered to be Scoring Units, which are used for winning Secondary Objectives (see section XVI.2 "Scoring Secondary Objectives", page 67). Every army needs a few Scoring units to be able to complete Secondary Objectives, which is why units with Scoring are marked in the Army Books with a special pennant icon:

Scoring can be lost during the game:

- A unit that is Fleeing loses Scoring for as long as it is Fleeing.
- An Ambushing unit that enters the Battlefield on Game Turn 4 or later loses Scoring.
- A unit that has performed a Post-Combat Reform loses Scoring until the start of the following Player Turn.

Skirmisher: The model can draw Lines of Sight in any direction (i.e. it is not limited by the Front Arc) from any point on its base (remember that Charge Moves are limited by a single Wheel of no more than 90°, and that Stand and Shoot Charge Reactions can only be done against enemies in the Front Arc) and can always use Shooting Attacks from any rank (they are not limited to shooting from first and second rank).

Units with at least one R&F model with Skirmisher are formed into a skirmish formation. They are not placed in base to base contact with each other. Instead, models are placed with a 12.5 mm distance between them. This gap is considered part of the unit for Cover purposes, and will have the same Size as the models in the unit. Other than this gap between models, units with Skirmisher follow the normal rules for forming units and therefore have a Front, two Flanks, a Rear, can perform Supporting Attacks, and so on. Units in skirmish formation gain Hard Target and Light Troops, never block Line of Sight, and when units in skirmish formation would contribute to Hard Cover, they contribute to Soft Cover instead.

Swiftstride: When a unit composed entirely of models with Swiftstride rolls Charge Range, Flee Distance, Pursuit Distance or Overrun Distance, it rolls an additional D6 (normally this will lead to rolling 3D6) and discards the lowest D6 rolled.

Undead: The model gains Unstable. Models with Undead cannot perform March Moves, unless their unit starts the March Move within the range of a friendly model's Commanding Presence. The only Charge Reaction a unit with one or more models with Undead can make is Hold.

When units consisting entirely of models with Undead lose Health Points due to Unstable, the number of lost Health Points can be reduced in some situations. Apply the modifiers in the following order:

1. If the unit is Stubborn, halve the number of lost Health Points (round fractions up).
2. If the unit is Steadfast, reduce all lost Health Points above 12 to 12.
3. If the unit receives Rally Around the Flag, reduce the number of lost Health Points with the unit's current Rank Bonus. Units with no Rank Bonus reduce the number of Health Points lost by 1 instead.
4. Apply all other modifiers (from Special Equipment, Model Rules, spells, etc.) afterwards.

Unholy Appetite: After a Round of Combat in which attacks with Unholy Appetite caused an enemy model to lose one or more Health Points, all attacks with Unholy Appetite from models in the same unit must reroll failed to-hit rolls until the end of the next Player Turn.

Vampiric: At the end of each Melee Phase, check and resolve the following effects for all models with Vampiric:

- Character – If at least one attack with Vampiric made by the Character caused an unsaved wound against enemy units, the Character can make a single Vampiric roll. If successful, the Character Recovers a single Health Point.
- R&F model – If at least one attack with Vampiric made by a R&F model in the unit caused an unsaved wound against enemy units, the unit can make a single Vampiric roll. If successful, the unit Raises a single Health Point.

A Vampiric roll is successful if the D6 scores X+, where X is the number stated within brackets. Use only the best value if a unit or Character has multiple parts with this Attack Attribute that each caused unsaved wounds. A roll of '1' on a Vampiric roll is always a failure and a '6' is always a success. Models with Towering Presence suffer a -2 modifier to their Vampiric rolls.

Qr codes of your army

You can print this page to have all your army's units qrcode and cut them to stick them on your units, with them you can directly access to the unit's profil with your phone.

Vampire Courtier #1



Vampire Courtier #2



Ghouls #2



Ghouls #1



Great Bats #2



Great Bats #3



Shrieking Horror #1



Shrieking Horror #2



Winged Reapers #1

