



VAMPIRE COVENANT


KASPER FORSLAG - 4 500 POINTS



1575 pts (35.00 %) 1133 pts (25.00 %) 687 pts (15.00 %) 0 pts (0.00 %) 1105 pts (25.00 %)

Characters (40 Max) **Core** (25 Least) **Special** (0 NoLimit) **The Suffering** (20 Max) **Swift Death** (30 Max)


Characters



VAMPIRE COUNT #1


Vampire Count - Standard - Infantry - 20x20mm

815 POINTS



Global	Adv	Mar	Dis	Model Rules	
	6"	12"	9	Fear, Fearless, Undead, Autonomous, Awaken, Strigoi Bloodline	
Defensive	HP	Def	Res	Arm	Fortitude
	3 (4)	7	5	0	
Offensive	Att	Off	Str	Ap	Agi
Vampire Count	5	7	5	2	7
Hatred, Vampiric, Hand Weapon					


Options | General • The Dead Arise • Wizard Master • Strigoi Bloodline • Ghoul Lord • Bestial Bulk • Shamanism • True Thirst



NECROMANCER #1

Necromancer - Large - Construct - 60x100mm

605 POINTS




Global	Adv	Mar	Dis	Model Rules	
	4"	8"	7	Fearless, Undead, Wizard Apprentice, Gates of the Netherworld	
Defensive	HP	Def	Res	Arm	Fortitude
	3	3	3	0	
Offensive	Att	Off	Str	Ap	Agi
Necromancer	1	3	3	0	3
Hand Weapon					

MOUNT CADAVER WAGON

Global	Adv	Mar	Dis	Model Rules		
	4"	8"	C	War Platform, Necromantic Aura, No Rest for the Wicked		
Defensive	HP	Def	Res	Arm	Fortitude	
	4	C	4	C+2		
Offensive	Att	Off	Str	Ap	Agi	
Shambling Horde	8	1	3	0	1	
Harnessed						
Chassis				4	1	Impact Hits, Inanimate


Options | Wizard Master • Cadaver Wagon • Evocation



BANSHEE #1

Banshee - Standard - Infantry - 20x20mm



155 POINTS



Global	Adv	Mar	Dis	Model Rules	
	6"	12"	5	Fear, Fearless, Light Troops, Not a Leader, Terror, Undead, Ashes to Ashes, Ghostly Form	
Defensive	HP	Def	Res	Arm	Fortitude



<i>Defensive</i>	<i>HP</i>	<i>Def</i>	<i>Res</i>	<i>Arm</i>	
	3	3	3	0	Aegis
<i>Offensive</i>	<i>Att</i>	<i>Off</i>	<i>Str</i>	<i>Ap</i>	<i>Agi</i>
Banshee	1	3	3	0	3 Reaper, Wail of Woe, Hand Weapon

Core

	ZOMBIES #1 Zombies x24 - <i>Standard - Infantry - 20x20mm</i>	156 POINTS	
--	--	-------------------	---



<i>Global</i>	<i>Adv</i>	<i>Mar</i>	<i>Dis</i>	<i>Rea</i>	<i>Model Rules</i>
	4"	8"	2	2D6+4	Fearless, Scoring, Undead, Ashes to Ashes
<i>Defensive</i>	<i>HP</i>	<i>Def</i>	<i>Res</i>	<i>Arm</i>	
	1	1	3	0	
<i>Offensive</i>	<i>Att</i>	<i>Off</i>	<i>Str</i>	<i>Ap</i>	<i>Agi</i>
Zombie	1	1	3	0	1

Options	Musician • Standard Bearer
----------------	----------------------------

	SKELETONS #1 Skeletons x40 - <i>Standard - Infantry - 20x20mm</i>	365 POINTS	
--	--	-------------------	---



<i>Global</i>	<i>Adv</i>	<i>Mar</i>	<i>Dis</i>	<i>Rea</i>	<i>Model Rules</i>
	4"	8"	4	D6+4	Fearless, Scoring, Undead, Ashes to Ashes
<i>Defensive</i>	<i>HP</i>	<i>Def</i>	<i>Res</i>	<i>Arm</i>	
	1	2	3	0	Light Armour, Shield
<i>Offensive</i>	<i>Att</i>	<i>Off</i>	<i>Str</i>	<i>Ap</i>	<i>Agi</i>
Skeleton	1	2	3	0	2 Halberd

Options	Halberd • Champion • Musician • Standard Bearer • Banner of Speed
----------------	---

	SKELETONS #2 Skeletons x38 - <i>Standard - Infantry - 20x20mm</i>	336 POINTS	
--	--	-------------------	---

<i>Global</i>	<i>Adv</i>	<i>Mar</i>	<i>Dis</i>	<i>Rea</i>	<i>Model Rules</i>
	4"	8"	4	D6+4	Fearless, Scoring, Undead, Ashes to Ashes
<i>Defensive</i>	<i>HP</i>	<i>Def</i>	<i>Res</i>	<i>Arm</i>	
	1	2	3	0	Light Armour, Shield
<i>Offensive</i>	<i>Att</i>	<i>Off</i>	<i>Str</i>	<i>Ap</i>	<i>Agi</i>
Skeleton	1	2	3	0	2 Spear

Options	Spear • Champion • Musician • Standard Bearer • Stalker's Standard
----------------	--

	DIRE WOLVES #1 Dire Wolves x8 - <i>Standard - Beast - 25x50mm</i>	138 POINTS	
--	--	-------------------	---

<i>Global</i>	<i>Adv</i>	<i>Mar</i>	<i>Dis</i>	<i>Rea</i>	<i>Model Rules</i>
	9"	18"	3	D3+4	Fearless, Undead, Vanguard, Ashes to Ashes
<i>Defensive</i>	<i>HP</i>	<i>Def</i>	<i>Res</i>	<i>Arm</i>	
	1	3	3	0	

<i>Offensive</i>	<i>Att</i>	<i>Off</i>	<i>Str</i>	<i>Ap</i>	<i>Agi</i>	
Dire Wolf	1	3	3	0	3	Devastating Charge

Options	Champion
----------------	----------



DIRE WOLVES #1
Dire Wolves x8 - Standard - Beast - 25x50mm

138 POINTS




<i>Global</i>	<i>Adv</i>	<i>Mar</i>	<i>Dis</i>	<i>Rea</i>	<i>Model Rules</i>
	9"	18"	3	D3+4	Fearless, Undead, Vanguard, Ashes to Ashes

<i>Defensive</i>	<i>HP</i>	<i>Def</i>	<i>Res</i>	<i>Arm</i>	
	1	3	3	0	

<i>Offensive</i>	<i>Att</i>	<i>Off</i>	<i>Str</i>	<i>Ap</i>	<i>Agi</i>	
Dire Wolf	1	3	3	0	3	Devastating Charge


Options	Champion
----------------	----------

Special



GHASTS #1
Ghasts x9 - Large - Infantry - 40x40mm

687 POINTS



<i>Global</i>	<i>Adv</i>	<i>Mar</i>	<i>Dis</i>	<i>Rea</i>	<i>Model Rules</i>
	6"	12"	5	D3+1	Fear, Fearless, Undead, Ashes to Ashes

<i>Defensive</i>	<i>HP</i>	<i>Def</i>	<i>Res</i>	<i>Arm</i>	
	3	3	5	0	Fortitude

<i>Offensive</i>	<i>Att</i>	<i>Off</i>	<i>Str</i>	<i>Ap</i>	<i>Agi</i>	
Ghast	3	3	4	1	2	Poison Attacks, Unholy Appetite

Options	Champion
----------------	----------

Swift Death



SHRIEKING HORROR #1
Shrieking Horror - Gigantic - Beast - 150x100mm


510 POINTS



<i>Global</i>	<i>Adv</i>	<i>Mar</i>	<i>Dis</i>	<i>Rea</i>	<i>Model Rules</i>
	6"	12"	4	1	Fearless, Fly, Light Troops, Undead, Ashes to Ashes


	8"	16"			
<i>Defensive</i>	<i>HP</i>	<i>Def</i>	<i>Res</i>	<i>Arm</i>	
	6	4	6	0	Fortitude

<i>Offensive</i>	<i>Att</i>	<i>Off</i>	<i>Str</i>	<i>Ap</i>	<i>Agi</i>	
Shrieking Horror	4	4	5	2	2	Harnessed, Chilling Shriek



VARKOLAK #1
Varkolak - Large - Beast - 50x50mm

325 POINTS



<i>Global</i>	<i>Adv</i>	<i>Mar</i>	<i>Dis</i>	<i>Rea</i>	<i>Model Rules</i>
	8"	16"	7	1	Fear, Fearless, Undead, Vanguard, Autonomous

<i>Defensive</i>	<i>HP</i>	<i>Def</i>	<i>Res</i>	<i>Arm</i>	
	4	5	5	0	Fortitude
<i>Offensive</i>	<i>Att</i>	<i>Off</i>	<i>Str</i>	<i>Ap</i>	<i>Agi</i>
Varkolak	5	5	6	3	4 Hatred, Vampiric



VAMPIRE KNIGHTS #1
Vampire Knights x3 - Standard - Cavalry - 25x50mm

270 POINTS



<i>Global</i>	<i>Adv</i>	<i>Mar</i>	<i>Dis</i>	<i>Rea</i>	<i>Model Rules</i>
	7"	14"	7	1	Fear, Fearless, Scoring, Undead, Autonomous
<i>Defensive</i>	<i>HP</i>	<i>Def</i>	<i>Res</i>	<i>Arm</i>	
	2	5	4	2	Heavy Armour, Shield
<i>Offensive</i>	<i>Att</i>	<i>Off</i>	<i>Str</i>	<i>Ap</i>	<i>Agi</i>
Knight	2	5	5	2	5 Devastating Charge (+1 Att), Vampiric (6+), Lance
Undead Mount	1	2	3	0	2 Harnessed, Magical Attacks

Options	Champion
---------	----------

Magics

Racial Trait Spell

This spell has a second Boosted version, which is shown using {{this colour-coding}}.

	<i>Casting</i>	<i>Range</i>	<i>Type</i>	<i>Duration</i>
H rep Arise!				
<i>Mf</i>	(4+) {8+ / 11+}	(18") {6" aura / 12" aura}	Augment	Instant
<p><i>When resolving the spell, choose one of the following effects for each target:</i></p> <ul style="list-style-type: none"> • The R&F part of the target Raises a number of Health Points equal to its Reanimated value. • Up to one Character within the target Recovers a number of Health Points equal to its Reanimated value. <p><i>Models with Towering Presence cannot Recover more than 2 Health Points from this spell in a single Magic Phase.</i></p>				



Evocation

		<i>Casting</i>	<i>Range</i>	<i>Type</i>	<i>Duration</i>	<i>Effect</i>
4	Spectral Blades	5+ [9+]	18"	Augment	Last one Turn	The target must reroll failed to-wound rolls with its Melee Attacks and gains Lethal Strike .
3	Hasten the Hour	7+ [10+]	24" [18"]	Hex, Damage, Direct	Instant	Choose 1 {up to 3 different} models in the target unit (which may be Characters or Champions). Each of them suffers 1 hit that wounds automatically with Armour Penetration 10 and Magical Attacks.
2	Whispers of the Veil	8+	24"	Hex	Last one Turn	The target suffers -1 Resilience. In addition, a unit with at least one model affected by one or more instances of the spell suffers -1 Discipline.
4	Evocation of Souls				Instant	If your Veil Token pool contains less than 3 Veil Tokens, you gain one Veil Token. No more than 1 Veil Token can be gained from this spell each Phase.
5	Touch of the Reaper	<7+> [9+]	<24"> [18"]	Hex, Missile, Damage, Focused, Direct	Instant	The target suffers 1D3 hits with Strength 10, Armour Penetration 10, and Magical Attacks . When rolling to wound with this attack, use the target's Discipline instead of the target's Resilience.
6	Danse Macabre	6+ [9+]	18" [9" Aura]	Augment	Instant	The target may perform a 12" [6"] Magical Move and gains Ghost Step during this move.
1	Ancestral Aid	6+ [7+]	12" [18"]	Augment	Last one Turn	The target must reroll failed to-hit rolls with its Close Combat Attacks.



Shamanism

		Casting Range	Type	Duration	Effect	
5	Totemic Summon	9+ [12+]	96"	Ground	Instant	Summon a Totemic Beast (profile below). It must be placed within 1" [10"] of the Board Edge. Totemic Beast (for Totemic Summon) single model Size Large Type Beast Base 40x40 mm Global Adv Mar Dis Model Rules 3D6" - 7 Fearless, Random Movement (3D6") Defensive HP Def Res Arm 3 3 5 - Offensive Att Off Str AP Agi 4 3 5 2 3 Breath Attack (Str 3, AP 0)
4	Chilling Howl	6+ [10+]	36"	Hex	Last one Turn	All units within 6" [12"] of the target when the spell is cast suffer a -1 to-wound modifier on their Shooting [Ranged] Attacks [including effects of spells cast while affected by spell effects].
3	Savage Fury	5+ [8+]	12" [24"]	Universal	Last one Turn	The target gains Frenzy and Battle Focus.
6	Break the Spirit	9+ [11+]	18" [36"]	Hex	Last one Turn	The target suffers a -1 to-hit modifier, and treats all Terrain (including Open Terrain) as Dangerous Terrain (2).
1	Awaken the Beast	5+ [7+]	18"	Augment	Last one Turn	The target gains +1 Strength and +1 Armour Penetration [+1 Resilience].
A	Scarification		Caster		Last one Turn	Melee Attacks against the target can never wound on better than 5+.
2	Swarm of Insects	5+ [8+]	24" [48"]	Hex, Missile, Damage	Permanent	Immediately after successfully casting this spell, the target suffers 5D6 hits with Strength 1, Armour Penetration 0, and Magical Attacks. If one or more unsaved wounds are caused, the target suffers -1 to hit with its Shooting Attacks. This spell is immediately ended when the target performs an Advance, March, Charge, Failed Charge, or Pursuit Move.

Magic items

True Thirst: Attacks made with this weapon gain +1 Strength, +1 Armour Penetration, and **Vampiric (3+)**, and become **Magical Attacks**. For each unsaved wound caused by this weapon during a Melee Phase, Raise 1 Health Point of R&F models in the wielder's unit at the end of the Melee Phase. The number of Raised Health Points in each phase cannot exceed the fixed component of the Reanimated value of the R&F models in the unit, disregarding any D3 or D6 parts (e.g. you can Raise 4 Zombies in a single phase).

Magic banners

Banner of Speed: A unit with one or more Banners of Speed gains +1" Advance Rate and +2" March Rate.

Stalker's Standard: The bearer's unit gains Strider.

Model Rules

Aegis:

Ashes to Ashes: At the end of any phase in which the Master is removed as a casualty, every unit in the army with one or more models with Ashes to Ashes **must** pass a Discipline Test or lose a number of Health Points equal to the amount by which the test was failed, with no saves of any kind allowed. These Health Point losses are allotted following the rules for Unstable, except that they can never be allotted to models that do not have Ashes to Ashes. The number of Health Points lost is reduced by 1 if the unit is within range of Rally Around the Flag. At the end of the Player Turn in which the Master was removed as a casualty, a new Master may be selected. In order to do so, nominate a friendly Wizard Character that either has Vampiric or has chosen Evocation. This Character becomes the new Master. At the start of each friendly Player Turn after the army's Master has been removed as a casualty and no new Master has been selected, every unit with Ashes to Ashes **must** once again pass a Discipline Test or lose Health Points as described above.

Autonomous: Undead units consisting entirely of models with Autonomous may perform March Moves as normal, even when outside the range of Commanding Presence of any friendly models. The unit **must** still pass a Discipline Test in order to do so if within 8" of non-Fleeing enemy units.

Awaken: The model can Raise Health Points above a unit's starting size for the units stated within brackets. However, units cannot be increased beyond twice their starting size or beyond the maximum unit size written in their unit entry. A unit's starting size is the size of the unit as written on the Army List or the size of the unit when it is Summoned.

Chilling Shriek: A model with this Special Attack can use it as 1. a Shooting Attack, and as 2. a Special Attack when Engaged in Combat. 1. Choose a target using the normal rules for Shooting Attacks. The attack has Range 8" and **March and Shoot**. 2. The attack is made at the model part's Agility. Declare that you are using Chilling Shriek when allocating attacks. If used, the model part cannot perform any Close Combat Attacks. Choose a single unit in base contact as the target. Regardless of whether it is used as a Shooting or Melee Attack, the Chilling Shriek inflicts 1 hit for each Health Point the

model with Chilling Shriek currently has. These hits **always** have Strength 10, Armour Penetration 10, and **Magical Attacks**. When rolling to wound with this attack, use the enemy's Discipline instead of its Resilience.

Devastating Charge: Attacks & Weapons, Melee

A charging model part with Devastating Charge, or using a weapon with Devastating Charge, gains the Model Rules and Characteristic modifiers stated in brackets. For example, a charging model part with Devastating Charge (+1 Strength, Poison Attacks) gains +1 Strength and Poison Attacks when it is charging. This rule is cumulative: a model part with several instances of Devastating Charge applies all Attack Attributes and Characteristics modifiers from all of them when charging.

Fear: Units in base contact with one or more enemy models with Fear suffer -1 Discipline. At the start of each Round of Combat, such units must take a Discipline Test, called a Fear Test. If this test is failed, the models in the unit are Shaken until the end of the Round of Combat. Models that have Fear themselves are immune to the effects of Fear.

Fearless: If more than half of a unit's models are Fearless, the unit automatically passes Panic Tests and Decimated Tests and cannot declare a Flee Charge Reaction (unless already Fleeing). Models that are Fearless are also immune to the effects of Fear.

Fly: The model gains Light Troops and Swiftstride. Units composed entirely of models with Fly may make Flying Movements when performing a Move Chargers move, an Advance Move, or a March Move. When a unit makes a Flying Movement, substitute its models' Advance Rate with the first value given in brackets (X), and their March Rate with the second value given in brackets (Y). All modifiers to ground movement values are also applied to the flying values of a model. Units using Flying Movement ignore all Terrain Features and units during the Flying Movement (from their starting to their ending position), but must abide by the Unit Spacing rule at the end of the move (unless charging, when the normal exceptions to the Unit Spacing rule apply). They are still affected by the effects of the Terrain Features from which they take off and in which they land.

Fortitude: Fortitude is a Special Save. Fortitude Saves cannot be taken against attacks with Lethal Strike that rolled a natural 6+ to wound, or against attacks with Flaming Attacks

Gates of the Netherworld: Whenever a model with Gates of the Netherworld successfully casts Arise!, after resolving the spell's effect, choose a friendly unit with a Reanimated value and within 12" of the Caster. This unit, or a single Character inside the unit, Raises 1 Health Point. No unit can be chosen more than twice per Magic Phase by Gates of the Netherworld.

Ghostly Form: The model gains **Ghost Step** and **Magical Attacks**. R&F models with Ghostly Form can only be joined by Characters with Ghostly Form.

Halberd: Attacks made with a Halberd gain +1 Strength and +1 Armour Penetration. A model using this weapon cannot simultaneously use a Shield against Melee Attacks.

Hand Weapon: All models come equipped with a Hand Weapon as their default equipment. If a model has any Close Combat Weapon other than a Hand Weapon, it cannot choose to use the Hand Weapon (unless specifically stated). Hand Weapons wielded by models on foot can be used alongside a Shield, then giving Parry

Harnessed: Model parts with Harnessed cannot make Supporting Attacks and cannot use Weapons. Shooting Weapons carried by model parts with Harnessed can be used by other model parts of the same model (as long as they do not have Harnessed or Inanimate). A model with with at least one model part with Harnessed is considered to be mounted.

Hatred: During the first Round of Combat, failed to-hit rolls from attacks with Hatred must be rerolled.

Heavy Armour: +2 Armor

Lance: Attacks made with a Lance and allocated toward models in the wielders' Front Facing gain Devastating Charge (+2 Strength, +2 Armour Penetration). Infantry cannot use Lances.

Light Armour: Armor +1

Light Troops: Units composed entirely of models with Light Troops are allowed to make any number of Reforms when performing Advance Moves or March Moves. They are allowed to shoot even if they Marched or Reformed. No model can end its movement with its centre further away than its March Rate from its starting position, around any obstructions (including the Unit Spacing rule). This means that when checking the distance travelled by a model, check the path the model would have taken if it was alone, with the exception that the unit as a whole cannot break the Unit Spacing rule while performing the move. If a model performed any action during the movement (such as a Sweeping Attack), the distance moved is counted from its starting position to the point on the Battlefield where it performed that action and then to its final position.

If more than half the models in a unit have Light Troops, the unit always counts as having 0 Full Ranks. Characters with Light Troops that are joined to units with one or more models without Light Troops, lose this rule for as long as they remain with the unit. An Infantry Character joined to an Infantry unit with both Light Troops and the same Size as the Character gains Light Troops for as long as it remains with the unit.

Magical Attacks: The attack doesn't have any special effects. However, it interacts with other rules, such as Otherworldly. Model parts with Magical Attacks apply it also to their Special Attacks (such as Stomp Attacks, Impact Hits and Breath Attack).

Not a Leader: The model cannot be the General.

Poison Attacks: If the attack successfully hits with a natural to-hit roll of '6', it automatically wounds with no to-wound roll needed. Shooting Attacks using the Hopeless Shot can only automatically wound if the first to-hit roll is a natural '6'. Note that the second to-hit roll must still be successful in order to hit the target. If the attack can be turned into more than one hit (e.g. a hit with Area Attack, Battle Focus, or Penetrating), only a single hit, chosen by the attacker, automatically wounds. All other hits must roll to wound as normal.

Reaper: A unit consisting entirely of models on foot with Reaper: • Ignores all other units during Advance Moves and March Moves, but it **must** follow the Unit Spacing rule at the end of its move. • Can make a Sweeping Attack. The enemy unit suffers 1 hit with Strength 5, Armour Penetration 10, and Magical Attacks for each model with Reaper in the unit.

Scoring: Units with at least one model with Scoring are considered to be Scoring Units, which are used for winning Secondary Objectives (see section XVI.2 "Scoring Secondary Objectives", page 67). Every army needs a few Scoring units to be able to complete Secondary Objectives, which is why units with Scoring are marked in the Army Books with a special pennant icon:

Scoring can be lost during the game:

- A unit that is Fleeing loses Scoring for as long as it is Fleeing.

- An Ambushing unit that enters the Battlefield on Game Turn 4 or later loses Scoring.
- A unit that has performed a Post-Combat Reform loses Scoring until the start of the following Player Turn.

Shield: +1 Armour Hand Weapons wielded by models on foot can be used alongside a Shield, then giving Parry.

Spear:

Strigoi Bloodline:

Terror: The model gains Fear and is immune to the effects of Terror. When a unit with one or more models with Terror Declares a Charge, its target must take a Panic Test. If the test is failed, the target of the charge must declare a Flee Charge Reaction, if able to do so.

Undead: The model gains Unstable. Models with Undead cannot perform March Moves, unless their unit starts the March Move within the range of a friendly model's Commanding Presence. The only Charge Reaction a unit with one or more models with Undead can make is Hold.

When units consisting entirely of models with Undead lose Health Points due to Unstable, the number of lost Health Points can be reduced in some situations. Apply the modifiers in the following order:

1. If the unit is Stubborn, halve the number of lost Health Points (round fractions up).
2. If the unit is Steadfast, reduce all lost Health Points above 12 to 12.
3. If the unit receives Rally Around the Flag, reduce the number of lost Health Points with the unit's current Rank Bonus. Units with no Rank Bonus reduce the number of Health Points lost by 1 instead.
4. Apply all other modifiers (from Special Equipment, Model Rules, spells, etc.) afterwards.

Unholy Appetite: After a Round of Combat in which at least one attack with Unholy Appetite caused an unsaved wound, all attacks with Unholy Appetite from models in the same unit **must** reroll failed to-hit rolls until the end of the next Player Turn.

Vampiric: At the end of each Melee Phase, check and resolve the following effects for all models with Vampiric: • **Character** - If at least one attack with Vampiric made by the Character caused an unsaved wound against enemy units, the Character can make a single Vampiric roll. If successful, the Character Recovers a single Health Point. • **R&F model** - If at least one attack with Vampiric made by a R&F model in the unit caused an unsaved wound against enemy units, the unit can make a single Vampiric roll. If successful, the unit Raises a single Health Point. A Vampiric roll is successful if the D6 scores X+, where X is the number stated within brackets. Use only the best value if a unit or Character has multiple parts with this Attack Attribute that each caused unsaved wounds. A roll of '1' on a Vampiric roll is always a failure and a '6' is always a success. Models with Towering Presence suffer a -2 modifier to their Vampiric rolls.

Vanguard: After Deployment (including units with Scout), models with Vanguard may perform a 12" move. The move is performed as an Advance Move in the Movement Phase, including any actions and restrictions the unit would normally have (such as Wheeling, Reforming, joining units, leaving units and so on). The 12" distance is used instead of the unit's Advance Rate and March Rate. This move cannot be used to move within 12" of enemy units. This is decreased to 6" for enemy units which have either Scouted or Vanguarded. Units that have moved in this way may not Declare Charges in the first Player Turn (if their side has the first turn). If both players have units with Vanguard, alternate moving units one at a time, starting with the player that finished deploying last. Instead of moving a unit, a player may declare to not move any more Vanguarding units.

Wail of Woe: A model with this Special Attack can use it as 1. a Shooting Attack, and as 2. a Special Attack when Engaged in Combat. 1. Choose a target using the normal rules for Shooting Attacks. The attack has Range " , **March and Shoot**, and inflicts D6+2 hits with Strength 4, Armour Penetration 1, and **Magical Attacks**. 2. The attack is made at the model part's Agility. Declare that you are using Wail of Woe when allocating attacks. If used, the model part cannot perform any Close Combat Attacks. Choose a single unit in base contact as the target. The target unit suffers D3+1 hits with Strength 4, Armour Penetration 1, and **Magical Attacks**.

Wizard Apprentice: - Knows 1 spell.

- Can select between the Learned Spell 1 of its chosen Path and the Hereditary Spell of its army.
- The Wizard selects its spells as described in Spell Selection

Qr codes of your army

Your can print this page to have all your army's units qrcode and cut them to stick them on your units, with them you can directly access to the unit's profil with your phone.

Vampire Count #1



Necromancer #1



Zombies #1



Skeletons #1



Skeletons #2



Dire Wolves #1



Dire Wolves #1



Ghasts #1



Shrieking Horror #1



Varkolak #1



Vampire Knights #1



Banshee #1

