



VAMPIRE COVENANT

ULTIMATE VAMPIRE LIST - 4 430 POINTS



1515 pts (34.00 %) **1020 pts (23.00 %)** 1025 pts (23.00 %) 500 pts (11.00 %) 370 pts (8.00 %)
Characters **Core** **Special** **Swift Death** **The Suffering**
 (40 Max) (25 Least) (0 NoLimit) (30 Max) (20 Max)

Characters



VAMPIRE COUNT #1

Vampire Count - Standard - Infantry - 20x20mm

655 POINTS



Global	Adv	Mar	Dis	Rea	Model Rules	
	6"	12"	9	1	Fear, Fearless, Awaken, Autonomous, Undead	
Defensive	HP	Def	Res	Arm	Fortitude	
	3+1	7	5	0		
Offensive	Att	Off	Str	Ap	Agi	
Vampire Count	5	7	5	2	7	Vampiric (6+), Hatred, Hand Weapon

Options | Wizard Apprentice • Great Weapon • The Dead Arise • General • Strigoi • Bestial Bulk • Shamanism • Eternity Gem



VAMPIRE COURTIER #1


Vampire Courtier - Standard - Infantry - 20x20mm

450 POINTS



Global	Adv	Mar	Dis	Rea	Model Rules	
	6"	12"	8	1	Fear, Fearless, Awaken, Autonomous, Undead	
Defensive	HP	Def	Res	Arm	Fortitude	
	3+1	6	4	0		
Offensive	Att	Off	Str	Ap	Agi	
Vampire Courtier	4	6	5	2	6	Vampiric (6+), Hatred, Hand Weapon


Options | Wizard Apprentice • Strigoi • Ghoul Lord • Shamanism • Dragon Staff • True Thirst



NECROMANCER #1


Necromancer - Standard - Infantry - 20x20mm

205 POINTS



Global	Adv	Mar	Dis	Rea	Model Rules	
	4"	8"	7	1	Wizard Apprentice, Fearless, Gates of the Netherworld, Awaken, Undead	
Defensive	HP	Def	Res	Arm	Fortitude	
	3	3	3	0		
Offensive	Att	Off	Str	Ap	Agi	
Necromancer	1	3	3	0	3	Hand Weapon


Options | Alchemy • Wizard Adept



NECROMANCER #2

Necromancer - Standard - Infantry - 20x20mm

205 POINTS




Global	Adv	Mar	Dis	Rea	Model Rules

<i>Global</i>	<i>Adv</i>	<i>Mar</i>	<i>Dis</i>	<i>Rea</i>	<i>Model Rules</i>
	4"	8"	7	1	Wizard Apprentice, Fearless, Gates of the Netherworld, Awaken, Undead
<i>Defensive</i>	<i>HP</i>	<i>Def</i>	<i>Res</i>	<i>Arm</i>	
	3	3	3	0	
<i>Offensive</i>	<i>Att</i>	<i>Off</i>	<i>Str</i>	<i>Ap</i>	<i>Agi</i>
Necromancer	1	3	3	0	3 Hand Weapon

Options	Evocation • Wizard Adept
----------------	--------------------------


Core



GHOULS #1


Ghouls **x40** - Standard - Infantry - 20x20mm

615 POINTS



<i>Global</i>	<i>Adv</i>	<i>Mar</i>	<i>Dis</i>	<i>Rea</i>	<i>Model Rules</i>
	4"	8"	6	D6+4	Scoring, Fearless, Undead, Ashes to Ashes, First Raised
<i>Defensive</i>	<i>HP</i>	<i>Def</i>	<i>Res</i>	<i>Arm</i>	
	1	3	4	0	
<i>Offensive</i>	<i>Att</i>	<i>Off</i>	<i>Str</i>	<i>Ap</i>	<i>Agi</i>
Ghouls	2	3	3	0	4 Unholy Appetite, Poison Attacks


Options	Champion
----------------	----------




BAT SWARM #1

Bat Swarms **x2** - Standard - Beast - 40x40mm

110 POINTS




<i>Global</i>	<i>Adv</i>	<i>Mar</i>	<i>Dis</i>	<i>Rea</i>	<i>Model Rules</i>
	1"	2"	3	D6+4	Light Troops, Fearless, Skirmisher, Undead, Ashes to Ashes, Storm of Wings
	6"	12"			
<i>Defensive</i>	<i>HP</i>	<i>Def</i>	<i>Res</i>	<i>Arm</i>	
	4	3	2	0	Distracting, Hard Target (1, 1)
<i>Offensive</i>	<i>Att</i>	<i>Off</i>	<i>Str</i>	<i>Ap</i>	<i>Agi</i>
Bat Swarm	4	3	2	0	3




BAT SWARM #2

Bat Swarms **x2** - Standard - Beast - 40x40mm

110 POINTS




<i>Global</i>	<i>Adv</i>	<i>Mar</i>	<i>Dis</i>	<i>Rea</i>	<i>Model Rules</i>
	1"	2"	3	D6+4	Light Troops, Fearless, Skirmisher, Undead, Ashes to Ashes, Storm of Wings
	6"	12"			
<i>Defensive</i>	<i>HP</i>	<i>Def</i>	<i>Res</i>	<i>Arm</i>	
	4	3	2	0	Distracting, Hard Target (1, 1)
<i>Offensive</i>	<i>Att</i>	<i>Off</i>	<i>Str</i>	<i>Ap</i>	<i>Agi</i>
Bat Swarm	4	3	2	0	3



ZOMBIES #1

Zombies **x30** - Standard - Infantry - 20x20mm

185 POINTS



<i>Global</i>	<i>Adv</i>	<i>Mar</i>	<i>Dis</i>	<i>Rea</i>	<i>Model Rules</i>
	4"	8"	2	2D6+4	Scoring, Fearless, Undead, Ashes to Ashes
<i>Defensive</i>	<i>HP</i>	<i>Def</i>	<i>Res</i>	<i>Arm</i>	

<i>Defensive</i>	<i>HP</i>	<i>Def</i>	<i>Res</i>	<i>Arm</i>	
	1	1	3	0	
<i>Offensive</i>	<i>Att</i>	<i>Off</i>	<i>Str</i>	<i>Ap</i>	<i>Agi</i>
Zombies	1	1	3	0	1

Options	Musician
<h2>Special</h2>	

	GHASTS #1 Ghasts x10 - Large - Infantry - 40x40mm	765 POINTS	
--	---	-------------------	--

<i>Global</i>	<i>Adv</i>	<i>Mar</i>	<i>Dis</i>	<i>Rea</i>	<i>Model Rules</i>	
	6"	12"	5	D3+1	Fear, Fearless, Undead, Ashes to Ashes	
<i>Defensive</i>	<i>HP</i>	<i>Def</i>	<i>Res</i>	<i>Arm</i>		
	3	3	5	0	Fortitude (5+)	
<i>Offensive</i>	<i>Att</i>	<i>Off</i>	<i>Str</i>	<i>Ap</i>	<i>Agi</i>	
Ghast	3	3	4	1	2	Unholy Appetite, Poison Attacks

Options	Champion
----------------	----------

	CADAVER WAGON #1 Cadaver Wagon - Large - Construct - 60x100mm	260 POINTS	
--	---	-------------------	--

<i>Global</i>	<i>Adv</i>	<i>Mar</i>	<i>Dis</i>	<i>Rea</i>	<i>Model Rules</i>	
	4"	8"	5	2	Fearless, Not a Leader, Necromantic Aura, Undead, War Platform, No Rest for the Wicked, Ashes to Ashes	
<i>Defensive</i>	<i>HP</i>	<i>Def</i>	<i>Res</i>	<i>Arm</i>		
	4	3	4	2	Fortitude (4+)	
<i>Offensive</i>	<i>Att</i>	<i>Off</i>	<i>Str</i>	<i>Ap</i>	<i>Agi</i>	
Cadaver Master	1	3	3	0	3	
Shambling Horde	8	1	3	0	3	Harnessed
Chassis			4	1		Inanimate, Impact Hits (1, 1)

The Suffering

	WRAITHS #1 Wraiths x5 - Standard - Infantry - 20x20mm	185 POINTS	
--	---	-------------------	--

<i>Global</i>	<i>Adv</i>	<i>Mar</i>	<i>Dis</i>	<i>Rea</i>	<i>Model Rules</i>	
	6"	12"	5	1	Fear, Light Troops, Fearless, Undead, Ashes to Ashes, Terror, Wizard Conclave, Ghostly form	
<i>Defensive</i>	<i>HP</i>	<i>Def</i>	<i>Res</i>	<i>Arm</i>		
	1	3	3	0	Aegis (5+ 3+, against non-Magical Attacks)	
<i>Offensive</i>	<i>Att</i>	<i>Off</i>	<i>Str</i>	<i>Ap</i>	<i>Agi</i>	
Wraiths	2	3	3	10	2	Reaper, Great Weapon



WRAITHS #2
Wraiths x5 - Standard - Infantry - 20x20mm

185 POINTS



<i>Global</i>	<i>Adv</i>	<i>Mar</i>	<i>Dis</i>	<i>Rea</i>	<i>Model Rules</i>	
	6"	12"	5	1	Fear, Light Troops, Fearless, Undead, Ashes to Ashes, Terror, Wizard Conclave, Ghostly form	
<i>Defensive</i>	<i>HP</i>	<i>Def</i>	<i>Res</i>	<i>Arm</i>		
	1	3	3	0	Aegis (5+ [3+], [against non-Magical Attacks])	
<i>Offensive</i>	<i>Att</i>	<i>Off</i>	<i>Str</i>	<i>Ap</i>	<i>Agi</i>	
Wraiths	2	3	3	10	2	Reaper, Great Weapon

Swift Death



SHRIEKING HORROR #1
Shrieking Horror - Gigantic - Beast - 150x100mm

500 POINTS



<i>Global</i>	<i>Adv</i>	<i>Mar</i>	<i>Dis</i>	<i>Rea</i>	<i>Model Rules</i>	
	6"	12"	4	1	Light Troops, Fearless, Undead, Ashes to Ashes, Fly (8", 16", 8", 16")	
	8"	16"				
<i>Defensive</i>	<i>HP</i>	<i>Def</i>	<i>Res</i>	<i>Arm</i>		
	6	4	6	0	Fortitude (6+)	
<i>Offensive</i>	<i>Att</i>	<i>Off</i>	<i>Str</i>	<i>Ap</i>	<i>Agi</i>	
Shrieking Horror	4	4	5	2	2	Chilling Shriek

Magics

Racial Trait Spell

This spell has a second Boosted version, which is shown using {{this colour-coding}}

	<i>Casting</i>	<i>Range</i>	<i>Type</i>	<i>Duration</i>
Arise!				
<i>Mf</i>	4+ [8+] {11+}	18" [6" Aura] {12" Aura}	Augment	Instant
<p><i>When resolving the spell, choose one of the following effects for each target:</i></p> <ul style="list-style-type: none"> • The R&F part of the target Raises a number of Health Points equal to its Reanimated value. • Up to one Character within the target Recovers a number of Health Points equal to its Reanimated value. <p><i>Models with Towering Presence cannot Recover more than 2 Health Points from this spell in a single Magic Phase.</i></p>				



		<i>Casting</i>	<i>Range</i>	<i>Type</i>	<i>Duration</i>	<i>Effect</i>
5	Corruption of Tin	8+	36"	Hex	Permanent	The target suffers -1 Armour.
2	Word of Iron	5+ [9+]	24"	Augment	Last one Turn	The target gains +1[+2] to its Armour.
3	Glory of Gold	8+	18"	Augment	Last one Turn	The target gains +1 Armour Penetration, Flaming Attacks and Magical Attacks.
4	Silver Spike	(6+){9+}	(18"){36"}	Hex, Missile, Damage	Instant	The target suffers 1 hit with Strength 4 [6], Armour Penetration 10, Magical Attacks, [Multiple Wounds (D3)], and Area Attack (1x5).
6	Molter Copper	7+	24"	Hex, Missile, Damage	Instant	The target suffers D3+3 hits with Strength X, Armour Penetration 4, Flaming Attacks, and Magical Attacks, where X is equal to the target's Armour.

		<i>Casting</i>	<i>Range</i>	<i>Type</i>	<i>Duration</i>	<i>Effect</i>
A	Alchemical Fire		18"	Hex	Last one Turn	The target gains Flammable against Melee Attacks.
1	Quicksilver Lash	7+	24"	Hex, Missile, Damage	Instant	The target suffers D3+1 hits with Flaming Attacks, Magical Attacks, and Armour Penetration 10. These hits always wound on a roll equal to or greater than "7 minus the target's Armour". An unmodified '6' always wounds and an unmodified '1' always fails to wound.



Evocation

		<i>Casting</i>	<i>Range</i>	<i>Type</i>	<i>Duration</i>	<i>Effect</i>
5	Touch of the Reaper	7+ [9+]	(24") [18"]	Hex, Missile, Damage, Focused, Direct	Instant	The target suffers D3 hits with Strength 10, Armour Penetration 10, and Magical Attacks. When rolling to wound with this attack, use the target's Discipline instead of the target's Resilience.
3	Hasten the Hour	7+ [10+]	24" [18"]	Hex, Damage, Direct	Instant	Choose 1 {up to 3 different} models in the target unit (which may be Characters or Champions). Each of them suffers 1 hit that wounds automatically with Armour Penetration 10 and Magical Attacks.
4	Ancestral Aid	6+ [7+]	12" [18"]	Augment	Last one Turn	The target must reroll failed to-hit rolls with its Close Combat Attacks.
6	Danse Macabre	5+ [9+]	12" [9"Aura]	Augment	Instant	The target may perform a 8" [6"] Magical Move and gains Ghost Step during this move.
1	Spectral Blades	5+ [9+]	18"	Augment	Last one Turn	The target must reroll failed to-wound rolls with its Melee Attacks [and gains Lethal Strike].
A	Evocation of Souls				Instant	If your Veil Token pool contains less than 3 Veil Tokens, you gain one Veil Token. No more than 1 Veil Token can be gained from this spell each Phase.
2	Whispers of the Veil	8+	24"	Hex	Last one Turn	The target suffers -1 Resilience. In addition, a unit with at least one model affected by one or more instances of the spell suffers -1 Discipline.



Shamanism

		<i>Casting</i>	<i>Range</i>	<i>Type</i>	<i>Duration</i>	<i>Effect</i>
6	Break the Spirit	9+ [11+]	18" [36"]	Hex	Last one Turn	The target suffers a -1 to-hit modifier, and treats all Terrain (including Open Terrain) as Dangerous Terrain (2).
1	Awaken the Beast	5+ [7+]	18"	Augment	Last one Turn	The target gains +1 Strength and +1 Armour Penetration [+1 Resilience].
3	Savage Fury	5+ [8+]	12" [24"]	Universal	Last one Turn	The target gains Frenzy and Battle Focus.
2	Swarm of Insects	5+ [8+]	24" [48"]	Hex, Missile, Damage	Permanent	Immediately after successfully casting this spell, the target suffers 5D6 hits with Strength 1, Armour Penetration 0, and Magical Attacks. If one or more unsaved wounds are caused, the target suffers -1 to hit with its Shooting Attacks. This spell is immediately ended when the target performs an Advance, March, Charge, Failed Charge, or Pursuit Move.
A	Scarification		Caster		Last one Turn	Melee Attacks against the target can never wound on better than 5+.
5	Totemic Summon	10+ [12+]	96"	Ground	Instant	Summon a Totemic Beast (profile below). It must be placed within 1" [10"] of the Board Edge. Totemic Beast (for Totemic Summon) single model Size Large Type Beast Base 40x40 mm Global Adv Mar Dis Model Rules 3D6" - 7 Fearless, Random Movement (3D6") Defensive HP Def Res Arm 3 3 5 - Offensive Att Off Str AP Agi 4 3 5 2 3 Breath Attack (Str 3, AP 0)
4	Chilling Howl	6+ [10+]	36"	Hex	Last one Turn	All units within 6" [12"] of the target when the spell is cast suffer a -1 to-wound modifier on their Shooting [Ranged] Attacks [including effects of spells cast while affected by spell effects].

Magic items

Eternity Gem: Attacks against the bearer's model with Lethal Strike and/or Multiple Wounds lose these Attack Attributes. One use only: Must be activated when the bearer's model suffers the first wound in the game after Armour Saves. The bearer's model gains Aegis (2+) against this wound.

Dragon Staff: The bearer gains Breath Attack (Str 3, AP 0, Flaming Attacks).

True Thirst: Attacks made with this weapon gain +1 Strength, +1 Armour Penetration, and become Magical Attacks, and Vampiric (3+). For each unsaved wound caused by this weapon during a Melee Phase, Raise 1 Health Point of R&F models in the wielder's unit at the end of the Melee Phase. The number of Raised Health Points in each phase cannot exceed the fixed component of the Reanimated value of the R&F models in the unit, disregarding any D3 or D6 parts (e.g. you can Raise 4 Zombies in a single phase).

Model Rules

Aegis:

Ashes to Ashes: At the end of any phase in which the Master is removed as a casualty, every unit in the army with one or more models with Ashes to Ashes must pass a Discipline Test or lose a number of Health Points equal to the amount by which the test was failed, with no saves of any kind allowed. These Health Point losses are allotted following the rules for Unstable, except that they can never be allotted to models that do not have Ashes to Ashes. The number of Health Points lost is reduced by 1 if the unit is within range of Rally Around the Flag.

At the end of the Player Turn in which the Master was removed as a casualty, a new Master may be selected. In order to do so, nominate a friendly Wizard Character that either has Vampiric or has chosen Evocation. This Character becomes the new Master.

At the start of each friendly Player Turn after the army's Master has been removed as a casualty and no new Master has been selected, every unit with Ashes to Ashes must once again pass a Discipline Test or lose Health Points as described above.

Autonomous: Undead units consisting entirely of models with Autonomous may perform March Moves as normal, even when outside the range of friendly models' Commanding Presence. The unit must still pass a Discipline Test in order to do so if within 8" of non-Fleeing enemy units.

Awaken: The model can Raise Health Points above a unit's starting size for the units stated within brackets. However, units cannot be increased beyond twice their starting size or beyond the maximum unit size written in their unit entry. A unit's starting size is the size of the unit as written on the Army List or the size of the unit when it is Summoned.

Chilling Shriek: Special Attack.

A model with this Special Attack can use it as 1. a Shooting Attack, and as 2. a Special Attack when Engaged in Combat.

1. Choose a target using the normal rules for Shooting Attacks. The attack has Range 8" and March and Shoot.

2. The attack is made at the model part's Agility. Declare that you are using Chilling Shriek when allocating attacks. If used, the model part cannot perform any Close Combat Attacks. Choose a single unit in base contact as the target.

Regardless of whether it is used as a Shooting or Melee Attack, the Chilling Shriek inflicts 1 hit for each Health Point the model with Chilling Shriek currently has. These hits always have Strength 10, Armour Penetration 10, and Magical Attacks. When rolling to wound with this attack, use the enemy's Discipline instead of its Resilience.

Distracting: Close Combat Attacks allocated towards a model with Distracting suffer a -1 to-hit modifier. This to-hit modifier cannot be combined with any other negative to-hit modifiers.

Fear: Units in base contact with one or more enemy models with Fear suffer -1 Discipline. At the start of each Round of Combat, such units must take a Discipline Test, called a Fear Test. If this test is failed, the models in the unit are Shaken until the end of the Round of Combat. Models that have Fear themselves are immune to the effects of Fear.

Fearless: If more than half of a unit's models are Fearless, the unit automatically passes Panic Tests and Decimated Tests and cannot declare a Flee Charge Reaction (unless already Fleeing). Models that are Fearless are also immune to the effects of Fear.

First Raised: As long as the unit has a Champion, it can perform Swift Reforms as if it had a Musician.

Fly: The model gains Light Troops and Swiftstride. Units composed entirely of models with Fly may make Flying Movements when performing a Move Chargers move, an Advance Move, or a March Move. When a unit makes a Flying Movement, substitute its models' Advance Rate with the first value given in brackets (X), and their March Rate with the second value given in brackets (Y). All modifiers to ground movement values are also applied to the flying values of a model. Units using Flying Movement ignore all Terrain Features and units during the Flying Movement (from their starting to their ending position), but must abide by the Unit Spacing rule at the end of the move (unless charging, when the normal exceptions to the Unit Spacing rule apply). They are still affected by the effects of the Terrain Features from which they take off and in which they land.

Fortitude: Fortitude is a Special Save. Fortitude Saves cannot be taken against attacks with Lethal Strike that rolled a natural 6+ to wound, or against attacks with Flaming Attacks.

Gates of the Netherworld: Whenever a model with Gates of the Netherworld successfully casts Arise!, after resolving the spell's effect, choose a friendly unit with a Reanimated value and within 12" of the Caster. This unit, or a single Character inside the unit, Raises 1 Health Point. No unit can be chosen more than twice per Magic Phase by Gates of the Netherworld.

Ghostly form: The model gains Ghost Step and Magical Attacks. R&F models with Ghostly Form can only be joined by Characters with Ghostly Form.

Great Weapon: Attacks made with a Great Weapon gain +2 Strength, +2 Armour Penetration and always strike at Initiative Step 0 (regardless of the wielder's Agility). A model using this weapon cannot simultaneously use a Shield against Melee Attacks.

Hand Weapon: All models come equipped with a Hand Weapon as their default equipment. If a model has any Close Combat Weapon other than a Hand Weapon, it cannot choose to use the Hand Weapon (unless specifically stated). Hand Weapons wielded by models on foot can be used alongside a Shield, then giving Parry.

Hard Target:

Harnessed: Model parts with Harnessed cannot make Supporting Attacks and cannot use Weapons. Shooting Weapons carried by model parts with

Harnessed can be used by other model parts of the same model (as long as they do not have Harnessed or Inanimate). A model with with at least one model part with Harnessed is considered to be mounted.

Hatred: During the first Round of Combat, failed to-hit rolls from attacks with Hatred must be rerolled.

Impact Hits: At Initiative Step 10, a charging model part with Impact Hits must choose an enemy unit that is in base contact with the attacking model's Front Facing. This unit suffers a number of hits equal to the value stated in brackets (X). These hits are resolved with the attacking model part's Strength and Armour Penetration.

If a model has both Grind Attacks and Impact Hits, it may only use one of these rules in the same Round of Combat (its controlling player may choose which). In multipart models, only model parts that also have Harnessed or Inanimate can use their Impact Hits. When several models in the same unit have Impact Hits, and when X is a random number (e.g. Impact Hits (D6)), roll for the number of hits separately for each model part.

Inanimate: Inanimate - Melee

Model parts with Inanimate cannot make Close Combat Attacks and cannot use Shooting Weapons. Shooting Weapons carried by model parts with Inanimate can be used by other model parts of the same model (as long as they do not have Harnessed or Inanimate).

Light Troops: Units composed entirely of models with Light Troops are allowed to make any number of Reforms when performing Advance Moves or March Moves. They are allowed to shoot even if they Marched or Reformed. No model can end its movement with its centre further away than its March Rate from its starting position, around any obstructions (including the Unit Spacing rule). This means that when checking the distance travelled by a model, check the path the model would have taken if it was alone, with the exception that the unit as a whole cannot break the Unit Spacing rule while performing the move. If a model performed any action during the movement (such as a Sweeping Attack), the distance moved is counted from its starting position to the point on the Battlefield where it performed that action and then to its final position.

If more than half the models in a unit have Light Troops, the unit always counts as having 0 Full Ranks. Characters with Light Troops that are joined to units with one or more models without Light Troops, lose this rule for as long as they remain with the unit. An Infantry Character joined to an Infantry unit with both Light Troops and the same Size as the Character gains Light Troops for as long as it remains with the unit.

Necromantic Aura: All friendly units within 6" of one or more models with Necromantic Aura reduce the number of Health Point losses caused by Ashes to Ashes and Unstable by 1.

No Rest for the Wicked: Universal Rule.

All R&F models in friendly units within 6" gain Fortitude (6+). Ghosts in friendly units within 6" gain Fortitude (4+) instead. In addition, all R&F models in friendly units that count towards Core within 6" of one or more Cadaver Wagons gain Fortitude (+1, max. 5+) during their First Round of Combat.

Not a Leader: The model cannot be the General.

Poison Attacks: If the attack successfully hits with a natural to-hit roll of '6', it automatically wounds with no to-wound roll needed. Shooting Attacks using the Hopeless Shot can only automatically wound if the first to-hit roll is a natural '6'. Note that the second to-hit roll must still be successful in order to hit the target. If the attack can be turned into more than one hit (e.g. a hit with Area Attack, Battle Focus, or Penetrating), only a single hit, chosen by the attacker, automatically wounds. All other hits must roll to wound as normal.

Reaper: A unit consisting entirely of models on foot with Reaper ignores all other units during Advance Moves and March Moves, but it must follow the Unit Spacing rule at the end of its move.

The unit can make a Sweeping Attack. The enemy unit suffers 1 hit with Strength 5 and Armour Penetration 10 for each model part with Reaper in the unit.

Scoring: Units with at least one model with Scoring are considered to be Scoring Units, which are used for winning Secondary Objectives (see section XVI.2 "Scoring Secondary Objectives", page 67). Every army needs a few Scoring units to be able to complete Secondary Objectives, which is why units with Scoring are marked in the Army Books with a special pennant icon:

Scoring can be lost during the game:

- A unit that is Fleeing loses Scoring for as long as it is Fleeing.
- An Ambushing unit that enters the Battlefield on Game Turn 4 or later loses Scoring.
- A unit that has performed a Post-Combat Reform loses Scoring until the start of the following Player Turn.

Skirmisher: The model can draw Lines of Sight in any direction (i.e. it is not limited by the Front Arc) from any point on its base (remember that Charge Moves are limited by a single Wheel of no more than 90°, and that Stand and Shoot Charge Reactions can only be done against enemies in the Front Arc) and can always use Shooting Attacks from any rank (they are not limited to shooting from first and second rank).

Units with at least one R&F model with Skirmisher are formed into a skirmish formation. They are not placed in base to base contact with each other. Instead, models are placed with a 12.5 mm distance between them. This gap is considered part of the unit for Cover purposes, and will have the same Size as the models in the unit. Other than this gap between models, units with Skirmisher follow the normal rules for forming units and therefore have a Front, two Flanks, a Rear, can perform Supporting Attacks, and so on. Units in skirmish formation gain Hard Target and Light Troops, never block Line of Sight, and when units in skirmish formation would contribute to Hard Cover, they contribute to Soft Cover instead.

Storm of Wings: Enemy units in base contact with one or more Bat Swarms suffer -1 Offensive Skill and -1 Defensive Skill, both to a minimum of 1.

Terror: The model gains Fear and is immune to the effects of Terror. When a unit with one or more models with Terror Declares a Charge, its target must take a Panic Test. If the test is failed, the target of the charge must declare a Flee Charge Reaction, if able to do so.

Undead: The model gains Unstable. Models with Undead cannot perform March Moves, unless their unit starts the March Move within the range of a friendly model's Commanding Presence. The only Charge Reaction a unit with one or more models with Undead can make is Hold.

When units consisting entirely of models with Undead lose Health Points due to Unstable, the number of lost Health Points can be reduced in some situations. Apply the modifiers in the following order:

1. If the unit is Stubborn, halve the number of lost Health Points (round fractions up).
2. If the unit is Steadfast, reduce all lost Health Points above 12 to 12.
3. If the unit receives Rally Around the Flag, reduce the number of lost Health Points with the unit's current Rank Bonus. Units with no Rank Bonus reduce the number of Health Points lost by 1 instead.
4. Apply all other modifiers (from Special Equipment, Model Rules, spells, etc.) afterwards.

Unholy Appetite: After a Round of Combat in which attacks with Unholy Appetite caused an enemy model to lose one or more Health Points, all attacks with Unholy Appetite from models in the same unit must reroll failed to-hit rolls until the end of the next Player Turn.

Vampiric: At the end of each Melee Phase, check and resolve the following effects for all models with Vampiric:

- Character – If at least one attack with Vampiric made by the Character caused an unsaved wound against enemy units, the Character can make a single Vampiric roll. If successful, the Character Recovers a single Health Point.
- R&F model – If at least one attack with Vampiric made by a R&F model in the unit caused an unsaved wound against enemy units, the unit can make a single Vampiric roll. If successful, the unit Raises a single Health Point.

A Vampiric roll is successful if the D6 scores X+, where X is the number stated within brackets. Use only the best value if a unit or Character has multiple parts with this Attack Attribute that each caused unsaved wounds. A roll of '1' on a Vampiric roll is always a failure and a '6' is always a success. Models with Towering Presence suffer a -2 modifier to their Vampiric rolls.

War Platform: Unless selected as a mount for a Character, a model with War Platform gains Not a Leader and Character, with the following exceptions:

- It does not count towards the Character's category (for Army List creation).
- It cannot issue Duels, Accept Duels or Make Way.
- It can perform Swirling Melee.
- It does not count as a Character regarding Bodyguard and Multiple Wounds.

The model can join units even if it has Towering Presence, and having Chariot does not prevent it from joining units without Chariot. When joined to a unit, it must always be placed in the centre of the front rank, possibly pushing back other models with Front Rank, and must keep its position in the centre of the front rank at all times (as long as it is joined to the unit). If two positions are equally central (e.g. in a unit with an even number of models in the first rank and a War Platform replacing an uneven number of models per rank), the War Platform can be placed in either of these positions. If the War Platform cannot be placed in the centre of the front rank (e.g. due to Mismatching Bases or the front rank being too narrow), the model cannot join the unit. This means that a War Platform can never join a unit with Mismatching Bases and that only a single War Platform can be in the same unit unless noted otherwise.

Wizard Apprentice: - Knows 1 spell.

- Can select between the Learned Spell 1 of its chosen Path and the Hereditary Spell of its army.

The Wizard selects its spells as described in Spell Selection

Wizard Conclave: The Champion of a unit with Wizard Conclave gains +1 Health Point in addition to the normal Characteristics increases associated with being a Champion, and is a Wizard Adept.

This Champion may select up to two spells from predetermined spells given in brackets after Wizard Conclave.

This overrides the Spell Selection rules connected to being a Wizard Adept.

Qr codes of your army

You can print this page to have all your army's units qrcode and cut them to stick them on your units, with them you can directly access to the unit's profil with your phone.

Vampire Count #1



Vampire Courtier #1



Necromancer #1



Necromancer #2



Ghouls #1



Bat Swarm #1



Bat Swarm #2



Zombies #1



Ghosts #1



Cadaver Wagon #1



Shrieking Horror #1



Wraiths #1



Wraiths #2

