




ORCS AND GOBLINS

GENERICA 1v1 - 3 457 POINTS




735 pts (16.00 %) **1102 pts (24.00 %)** 970 pts (22.00 %) 280 pts (6.00 %) 370 pts (8.00 %)
Characters **Core** **Special** **Death from Above** **Big 'n Nasty**
 (40 Max) (25 Least) (0 NoLimit) (15 Max) (30 Max)

Characters




IRON ORC WARLORD #1
Orc Warlord - Standard - Infantry - 25x25mm

490 POINTS




Global	Adv	Mar	Dis			Model Rules
	4"	8"	9			Fearless, Frenzy
Defensive	HP	Def	Res	Arm		
	3	7	5	0	Aegis, Plate Armour	
Offensive	Att	Off	Str	Ap	Agi	
Orc Warlord	4	6	5	2	4	Battle Focus, Born to Fight, Hand Weapon

Options | Shield • General • Iron Orc • Talisman of Shielding • Omen of the Apocalypse • Willow's Ward



COMMON GOBLIN CHIEF #1
Goblin Chief - Standard - Infantry - 20x20mm


245 POINTS



Global	Adv	Mar	Dis			Model Rules
	4"	8"	7			Insignificant
Defensive	HP	Def	Res	Arm		
	2	4	4	0	Light Armour, Shield	
Offensive	Att	Off	Str	Ap	Agi	
Common Goblin Chief	3	4	4	1	4	Common Goblin, Hand Weapon


Options | Battle Standard Bearer • Great Weapon • Aether Icon x2 • Crown of the Cavern King

Core



CROSSBOW ORCS #1
Crossbow Orcs x20 - Standard - Infantry - 25x25mm

320 POINTS



Global	Adv	Mar	Dis			Model Rules
	4"	8"	7			Scoring
Defensive	HP	Def	Res	Arm		
	1	3	4	0	Heavy Armour	
Offensive	Att	Off	Str	Ap	Agi	
Crossbow Orcs	1	3	3	0	2	Born to Fight, Common Orc, Crossbow (4+, 4+)

Options | Shield • Champion • Musician • Standard Bearer • Aether Icon



FOREST GOBLINS #1

Forest Goblins x38 - Standard - Infantry - 20x20mm

417 POINTS



Global	Adv	Mar	Dis	Model Rules	
	4"	8"	6	Strider, Scoring, Insignificant	
Defensive	HP	Def	Res	Arm	
	1	2	3	0	
Offensive	Att	Off	Str	Ap	Agi
Common Goblin	1	2	3	0	2

Poison Attacks, Forest Goblin

Options	Shield and Spear • Champion • Musician • Standard Bearer • Rending Banner
----------------	---



CAVE GOBLINS #1

Cave Goblins x30 - Standard - Infantry - 20x20mm

365 POINTS



Global	Adv	Mar	Dis	Model Rules	
	4"	8"	5	Scoring, Insignificant	
Defensive	HP	Def	Res	Arm	
	1	2	3	0	
Offensive	Att	Off	Str	Ap	Agi
Cave Goblin	1	2	3	0	3

Cave Goblin



MOUNT MAD GIT

Global	Adv	Mar	Dis	Model Rules	
	2D6"	-"	5	Fearless, Shambolic, Running Amok!!, Surprise! , Random Movement (2D6, 2D6), Ricochet (D6, D6), Insignificant	
Defensive	HP	Def	Res	Arm	
	1	0	3	0	
Offensive	Att	Off	Str	Ap	Agi
Mad Git	-	0	5	3	3

Hard Target (1, 1)
Cave Goblin

Options	Shield and Spear • Champion • Musician • Standard Bearer • Mad Git x1 • Nets • Banner of the Relentless Company
----------------	---

Special



IRON ORCS #1

Iron Orcs x25 - Standard - Infantry - 25x25mm

620 POINTS



Global	Adv	Mar	Dis	Model Rules	
	4"	8"	8	Scoring, Fearless, Bodyguard	
Defensive	HP	Def	Res	Arm	
	1	5	4	0	
Offensive	Att	Off	Str	Ap	Agi
Iron Orcs	1	5	4	1	2

Plate Armour, Shield
Born to Fight, Weapon Master, Iron Orc, Paired Weapons, Great Weapon

Options	Champion • Musician • Standard Bearer • Green Tide
----------------	--



GNASHER HERD #1

Gnasher Herd x20 - Standard - Beast - 20x20mm

270 POINTS



<i>Global</i>	<i>Adv</i>	<i>Mar</i>	<i>Dis</i>	<i>Model Rules</i>		
	5"	10"	5	Fearless, Oi it bites!, Insignificant		
<i>Defensive</i>	<i>HP</i>	<i>Def</i>	<i>Res</i>	<i>Arm</i>		
	1	4	3	0		
<i>Offensive</i>	<i>Att</i>	<i>Off</i>	<i>Str</i>	<i>Ap</i>	<i>Agi</i>	
Gnasher	2	4	5	2	4	They're Everywhere!



SCRAP WAGON #1


Scrap Wagon - Large - Construct - 60x100mm

80 POINTS



<i>Global</i>	<i>Adv</i>	<i>Mar</i>	<i>Dis</i>	<i>Model Rules</i>		
	3D6"	-"	4	Random Movement (3D6, 3D6), Fearless, Shambolic, Insignificant, Unstable, Pursuit Mode		
<i>Defensive</i>	<i>HP</i>	<i>Def</i>	<i>Res</i>	<i>Arm</i>		
	4	2	4	1		
<i>Offensive</i>	<i>Att</i>	<i>Off</i>	<i>Str</i>	<i>Ap</i>	<i>Agi</i>	
Grotling Crew	5	2	2	0	2	Throwing Weapons (5+, 5+)
Chassis			4	3		Harnessed, Impact Hits (2D6, 2D6)


Death from Above




CATAPULTS GIT LAUNCHER #1

Greenhide Catapult - Standard - Construct - 75mm round

140 POINTS




<i>Global</i>	<i>Adv</i>	<i>Mar</i>	<i>Dis</i>	<i>Model Rules</i>		
	4"	4"	6	War Machine, Insignificant		
<i>Defensive</i>	<i>HP</i>	<i>Def</i>	<i>Res</i>	<i>Arm</i>		
	5	1	4	0	Light Armour	
<i>Offensive</i>	<i>Att</i>	<i>Off</i>	<i>Str</i>	<i>Ap</i>	<i>Agi</i>	
Goblin Crew	3	2	3	0	2	Move or Fire, Common Goblin, Git Launcher (4+, 4+)
Orc Overseer	1	3	3	0	2	Move or Fire



CATAPULTS GIT LAUNCHER #2

Greenhide Catapult - Standard - Construct - 75mm round

140 POINTS



<i>Global</i>	<i>Adv</i>	<i>Mar</i>	<i>Dis</i>	<i>Model Rules</i>		
	4"	4"	6	War Machine, Insignificant		
<i>Defensive</i>	<i>HP</i>	<i>Def</i>	<i>Res</i>	<i>Arm</i>		
	5	1	4	0	Light Armour	
<i>Offensive</i>	<i>Att</i>	<i>Off</i>	<i>Str</i>	<i>Ap</i>	<i>Agi</i>	
Goblin Crew	3	2	3	0	2	Move or Fire, Common Goblin, Git Launcher (4+, 4+)
Orc Overseer	1	3	3	0	2	Move or Fire

Big 'n Nasty



GREAT GREEN IDOL #2

Great Green Idol - Gigantic - Infantry - 100x100mm

370 POINTS



Global	Adv	Mar	Dis	Model Rules	
	6"	12"	8	Fearless, Supernal, Smash 'Em Flat	
Defensive	HP	Def	Res	Arm	
	6	2	8	3	
Offensive	Att	Off	Str	Ap	Agi
Great Green Idol	3	2	6	3	2

Impact Hits (D3, D3), Crush Attack

Magics

Racial Trait Spell

	Casting	Range	Type	Duration
Bring the Pain				
Mf	8+	18"	Hex	Last one Turn
Failed to-hit rolls with Close Combat Attacks against the target must be rerolled.				

Magic items

Omen of the Apocalypse: Roll a single D3 at the Initiative Step in which the wielder is attacking. During this Initiative Step, the wielder gains a modifier equal to the result of the D3 roll to its Attack Value, Strength, and Armour Penetration while using this weapon. Attacks made with this weapon become Magical Attacks.

Talisman of Shielding: The bearer gains Aegis (5+).

Willow's Ward: While using this Shield, the bearer cannot use Parry, gains +1 Armour, and Impact Hits distributed onto the bearer suffer -2 Armour Penetration.

Crown of the Cavern King: Cannot be taken by models with Towering Presence.

All models in the bearer's unit that have at least one model part of the Greenhide Races Common Goblin, Cave Goblin, or Forest Goblin gain Vanguard and Feigned Flight.

If the bearer is Common Goblin, Cave Goblin, or Forest Goblin, its Commanding Presence and Rally Around the Flag range (if available) is increased by 6".

Magic banners

Aether Icon: The bearer gains Magic Resistance (1). If the unit contains a model with another instance of Magic Resistance, it increases that model's Magic Resistance value by 1 instead.

Rending Banner: One use only. May be activated at the start of a Round of Combat. Close Combat Attacks from R&F models in the bearer's unit gain +1 Armour Penetration until the bearer's unit is no longer Engaged in Combat. A model can only be affected by a single Rending Banner at the same time.

Banner of the Relentless Company: One use only. May be activated during the owner's Movement Phase. All Infantry models in the bearer's unit always have March Rate 15", until the end of the Player Turn. Only a single Banner of the Relentless Company may be activated during the same phase.

Green Tide: 0-3 Banners per Army.

The bearer's unit gains Fight in Extra Rank.

Model Rules

Aegis:

Battle Focus: If the attack hits with a natural to-hit roll of '6', the attack causes two hits instead of one.

Bodyguard: When a Character is joined to a unit in which at least one model has Bodyguard, that Character gains Stubborn. When Characters or Character types are stated in brackets, Bodyguard only works for the specified Characters or Character types.

Born to Fight: Close Combat.

The model part's Close Combat Attacks gain +1 Strength and +1 Armour Penetration during a Round of Combat

- If it is the First Round of Combat.
- Or if the model part's unit is Steadfast at the start of the Round of Combat.

Cave Goblin: The model gains Insignificant.

Common Goblin: The model gains Insignificant.

Common Orc: The model part gains Born to Fight.

Crossbow: Range 30" Shots 1 Strength 4 Armour Penetration 1 Unwieldy

Crush Attack:

Fearless: If more than half of a unit's models are Fearless, the unit automatically passes Panic Tests and Decimated Tests and cannot declare a Flee Charge Reaction (unless already Fleeing). Models that are Fearless are also immune to the effects of Fear.

Forest Goblin: The model gains Insignificant and Strider (Forest).

Frenzy: A unit with at least half its models with Frenzy cannot choose Flee as Charge Reaction, and when taking Discipline Tests, apply the following:

- If it is a Panic Test, Decimated Test or Fear Test: the unit gains +2 Discipline.

- If it is a Break Test, roll the test as normal.

- If it is anyother Discipline Test, the unit suffers -2Discipline.

At the start of the Charge Phase, each of your units with at least one model with Frenzy that could Declare a Charge against an enemy unit within the unit's Advance Rate +7" (using the lowest Advance Rate among the unit's models; if a model has more than 1 Advance Rate available, use the highest one) must take a Discipline Test, called a Frenzy Test. If the test is failed, the whole unit must Declare a Charge this Player Turn. Note that Characters are never forced to charge out of their units.

Git Launcher: Catapult Artillery Weapon.

Range 12-60", Shots 1, Str 5, AP 4.

This weapon follows the rules for Catapult Artillery Weapons with the following exceptions: if the weapon hits (including with a Partial Hit), instead of causing a hit with Area Attack, the unit suffers D3+1 hits with the weapon's profile. In case of a Partial Hit, neither the number of hits nor their Strength and Armour Penetration are reduced.

Great Weapon: Attacks made with a Great Weapon gain +2 Strength, +2 Armour Penetration and always strike at Initiative Step 0 (regardless of the wielder's Agility). A model using this weapon cannot simultaneously use a Shield against Melee Attacks

Hand Weapon: All models come equipped with a Hand Weapon as their default equipment. If a model has any Close Combat Weapon other than a Hand Weapon, it cannot choose to use the Hand Weapon (unless specifically stated). Hand Weapons wielded by models on foot can be used alongside a Shield, then giving Parry

Harnessed: Model parts with Harnessed cannot make Supporting Attacks and cannot use Weapons. Shooting Weapons carried by model parts with Harnessed can be used by other model parts of the same model (as long as they do not have Harnessed or Inanimate). A model with with at least one model part with Harnessed is considered to be mounted.

Heavy Armour: +2 Armor

Impact Hits: At Initiative Step 10, a charging model part with Impact Hits must choose an enemy unit that is in base contact with the attacking model's Front Facing. This unit suffers a number of hits equal to the value stated in brackets (X). These hits are resolved with the attacking model part's Strength and Armour Penetration.

If a model has both Grind Attacks and Impact Hits, it may only use one of these rules in the same Round of Combat (its controlling player may choose which). In multipart models, only model parts that also have Harnessed or Inanimate can use their Impact Hits. When several models in the same unit have Impact Hits, and when X is a random number (e.g. Impact Hits (D6)), roll for the number of hits separately for each model part.

Insignificant:

Iron Orc: The model part gains Born to Fight and Weapon Master. The model gains Fearless.

Light Armour: Armor +1

Move or Fire: The attack may not be used if the attacking model has made an Advance Move, March Move, Reform or Pivot during the current Player Turn.

Oi it bites!: Units with model with Oi it bites! cannot be joined by Characters.

Paired Weapons: The wielder gains +1 Attack Value when using Paired Weapons. Attacks made with Paired Weapons gain +1 Offensive Skill and ignore Parry. A model using this weapon cannot simultaneously use a Shield against Melee Attacks.

Plate Armour: +3 Armor

Poison Attacks: If the attack successfully hits with a natural to-hit roll of '6', it automatically wounds with no to-wound roll needed. Shooting Attacks using the Hopeless Shot can only automatically wound if the first to-hit roll is a natural '6'. Note that the second to-hit roll must still be successful in order to hit the target. If the attack can be turned into more than one hit (e.g. a hit with Area Attack, Battle Focus, or Penetrating), only a single hit, chosen by the attacker, automatically wounds. All other hits must roll to wound as normal.

Pursuit Mode: Universal Rule.

The roll for the distance moved with Random Movement in the Movement Phase is subject to Maximised Roll (consider only the used 3 dice for the purpose of Shambolic).

Random Movement: The unit cannot Declare Charges and cannot move normally (Advance, March, Reform) in the Movement Phase (which also means they cannot perform Magical Moves). The model loses Swiftstride (and can never gain it), but always charges, Flees, Pursues and Overruns the distance stated in brackets.

In the Movement Phase, at the end of step 2 of the the it with Random Movement moves using the rules for Pursuing units, except that they can freely choose which direction to rotate towards before rolling the Pursuit Distance, cannot move off the Board Edge and only take Dangerous Terrain Tests if they actually charge an enemy unit (they still test as normal when Fleeing, Pursuing a Broken enemy or Overrunning).

Whenever a unit with Random Movement needs a March Rate (e.g. when Post-Combat Reforming), use the potential maximum value of X as its March Rate.

Characters with Random Movement can only join units with Random Movement (by moving into contact with them during the Movement Phase or by being deployed inside), and units with Random Movement can only be joined by Characters with Random Movement. Units with Random Movement

cannot enter Buildings. If a unit has several sets of Random Movement, use the one with the lowest average (in case of a tie, you may choose which version to use). A model with Random Movement cannot move in the same phase as it arrives on the Battlefield as Reinforcement (Dawn Assault) or Ambusher.

Scoring: Units with at least one model with Scoring are considered to be Scoring Units, which are used for winning Secondary Objectives (see section XVI.2 "Scoring Secondary Objectives", page 67). Every army needs a few Scoring units to be able to complete Secondary Objectives, which is why units with Scoring are marked in the Army Books with a special pennant icon:

Scoring can be lost during the game:

- A unit that is Fleeing loses Scoring for as long as it is Fleeing.
- An Ambushing unit that enters the Battlefield on Game Turn 4 or later loses Scoring.
- A unit that has performed a Post-Combat Reform loses Scoring until the start of the following Player Turn.

Shambolic: Units with Shambolic models cannot be joined by Characters. When rolling the distance of a Random Movement move with a Shambolic unit, if all the dice show the same result, the unit loses D3 Health Points (with no saves of any kind allowed), and then moves in a random direction instead of the chosen direction. When units with Shambolic touch the Board Edge, stop 1" away from Impassable Terrain, or come into contact with or move inside any Terrain Feature other than Open Terrain or Hills, all models in the unit must take a Dangerous Terrain (2) Test.

Shield: +1 Armour Hand Weapons wielded by models on foot can be used alongside a Shield, then giving Parry.

Smash 'Em Flat: Universal Rule.

Natural to-wound rolls of '1' with Melee Attacks from units within 6" of a friendly Great Green Idol must be rerolled.

Break Tests taken by units within 6" of one or more friendly Engaged Great Green Idols are subject to Minimised Roll.

Strider: The model automatically passes Dangerous Terrain Tests taken due to Terrain.

If more than half of a unit's models have Strider, the unit never loses their Steadfast or Rank Bonus due to Terrain.

Sometimes Strider is linked to a specific type of Terrain, stated in brackets.

In this case, models with Strider are considered Striders only when interacting with such type of Terrain.

Supernal:

They're Everywhere!: Special Attack.

When a Gnasher Herd Breaks from Combat, it is removed as a casualty at the end of step 7 of the Round of Combat Sequence (after taking Break Tests), and all units within 6" suffer 1 hit for every 5 Gnashers in the Gnasher Herd, rounding fractions down. Hits are resolved with Strength 5 and Armour Penetration 2.

Throwing Weapons: Range 8", Shots 2, FO Same as user, AP Same as user, Accurate, Quick to Fire

Unstable:

War Machine: The model cannot Pursue, Declare Charges or Declare Flee as Charge Reaction. Characters can never join units with War Machines, and Characters with War Machine cannot join units at all.

When a War Machine fails a Panic Test, instead of Fleeing it is Shaken until the end of the next Player Turn. War Machines that fail a Break Test are automatically destroyed. War Machines and units Engaged in Combat with them cannot make Combat Reforms.

When a unit charges a War Machine, it can move into base contact by having its Front Facing contact any point of the War Machine's base (it must still maximise the number of models in base contact, see subsection II.1.A "Bases and Base Contact", page 4 and Figure 1 page 4). No Align Move is allowed. Ignore the War Machine's Facing, as it does not have any due to its round base.

Weapon Master:

Qr codes of your army

You can print this page to have all your army's units qrcode and cut them to stick them on your units, with them you can directly access to the unit's profil with your phone.

Iron Orc Warlord #1



Common Goblin Chief #1



Crossbow Orcs #1



Forest Goblins #1



Cave Goblins #1



Iron Orcs #1



Gnasher Herd #1



Scrap Wagon #1



Catapults Git Launcher #1



Catapults Git Launcher #2



Great Green Idol #2

