




HIGHBORN ELVES

TEST PHOENIX - 3 668 POINTS



1595 pts (35.00 %) **Characters** (40 Max)
 1127 pts (25.00 %) **Core** (25 Least)
 571 pts (13.00 %) **Special** (0 NoLimit)
 855 pts (19.00 %) **The Ancient Allies** (20 Max)
 0 pts (0.00 %) **Naval Ordnance** (15 Max)
 857 pts (19.00 %) **Queen's Bows** (30 Max)


Characters





MAGE #1

Mage - Gigantic - Beast - 50x100mm


895 POINTS



Global	Adv	Mar	Dis	Model Rules		
	5"	10"	9	Wizard Adept, Martial Discipline, Master of Spellcrafting		
Defensive	HP	Def	Res	Arm		
	3	4	3	0		
Offensive	Att	Off	Str	Ap	Agi	
Mage	1	4	3	0	5	Flaming Attacks, Lightning Reflexes, Hand Weapon





MOUNT DRAGON



Global	Adv	Mar	Dis	Model Rules		
	6"	12"	C	Fly (7",14", 7",14"), Light Troops		
	7"	14"				
Defensive	HP	Def	Res	Arm		
	6	5	6	4		
Offensive	Att	Off	Str	Ap	Agi	
Dragon	5	5	6	3	3	Harnessed, Breath Attack


Options | Wizard Master • Order of the Fiery Heart • Dragon • Obsidian Rock



HIGH PRINCE #1


High Prince - Standard - Infantry - 20x20mm

430 POINTS



Global	Adv	Mar	Dis	Model Rules		
	5"	10"	10	Fearless, Martial Discipline		
Defensive	HP	Def	Res	Arm		
	3	7	3	0	Aegis, Magic Resistance, Light Armour	
Offensive	Att	Off	Str	Ap	Agi	
High Prince	4	7	4	1	8	Flaming Attacks, Lightning Reflexes, Hand Weapon


Options | Spear • General • High Warden of the Flame • Sliver of the Blazing Dawn



COMMANDER #1

Commander - Standard - Infantry - 20x20mm



270 POINTS



Global	Adv	Mar	Dis	Model Rules		
	5"	10"	9	Martial Discipline		
Defensive	HP	Def	Res	Arm		
	3	6	3	0	Light Armour	
Offensive	Att	Off	Str	Ap	Agi	



<i>Offensive</i>	<i>Att</i>	<i>Off</i>	<i>Str</i>	<i>Ap</i>	<i>Agi</i>	
Commander	3	6	4	1	7	Lightning Reflexes, Hand Weapon

Options	Battle Standard Bearer • Longbow (1+) • Queen's Companion • Moonlight Arrows
Core	

	SEA GUARD #1 Sea Guard x28 - Standard - Infantry - 20x20mm	672 POINTS 
--	---	---


<i>Global</i>	<i>Adv</i>	<i>Mar</i>	<i>Dis</i>	<i>Model Rules</i>		
	5"	10"	8	Scoring, Martial Discipline		
<i>Defensive</i>	<i>HP</i>	<i>Def</i>	<i>Res</i>	<i>Arm</i>		
	1	5	3	0	Light Armour, Shield	
<i>Offensive</i>	<i>Att</i>	<i>Off</i>	<i>Str</i>	<i>Ap</i>	<i>Agi</i>	
Sea Guard	1	4	3	0	5	Lightning Reflexes, Steady Aim, Cover Volley, Spear, Bow (3+, 3+)

Options	Champion • Musician • Standard Bearer • Banner of Speed
----------------	---

	ELEIN REAVERS #1 Elein Reavers x5 - Standard - Cavalry - 25x50mm	185 POINTS 
--	---	---

<i>Global</i>	<i>Adv</i>	<i>Mar</i>	<i>Dis</i>	<i>Model Rules</i>		
	9"	18"	8	Feigned Flight, Vanguard, Light Troops, Martial Discipline		
<i>Defensive</i>	<i>HP</i>	<i>Def</i>	<i>Res</i>	<i>Arm</i>		
	1	4	3	1	Light Armour	
<i>Offensive</i>	<i>Att</i>	<i>Off</i>	<i>Str</i>	<i>Ap</i>	<i>Agi</i>	
Elein Reaver	1	4	3	0	5	Lightning Reflexes, Light Lance
Elven Horse	1	3	3	0	4	Harnessed



Options	Bow (3+)
----------------	----------

	CITIZEN SPEARS #1 Citizen Spears x20 - Standard - Infantry - 20x20mm	270 POINTS 
--	---	---

<i>Global</i>	<i>Adv</i>	<i>Mar</i>	<i>Dis</i>	<i>Model Rules</i>		
	5"	10"	8	Scoring, Martial Discipline		
<i>Defensive</i>	<i>HP</i>	<i>Def</i>	<i>Res</i>	<i>Arm</i>		
	1	4	3	0	Light Armour, Shield	
<i>Offensive</i>	<i>Att</i>	<i>Off</i>	<i>Str</i>	<i>Ap</i>	<i>Agi</i>	
Citizen Spear	1	4	3	0	5	Lightning Reflexes, Fight in Extra Rank, Spear


Options	Musician • Standard Bearer
----------------	----------------------------

Special

	FLAME WARDENS #1 Flame Wardens x23 - Standard - Infantry - 20x20mm	571 POINTS 
--	---	---


<i>Global</i>	<i>Adv</i>	<i>Mar</i>	<i>Dis</i>	<i>Model Rules</i>	
	5"	10"	9	Scoring, Fearless, Martial Discipline	
<i>Defensive</i>	<i>HP</i>	<i>Def</i>	<i>Res</i>	<i>Arm</i>	
	1	5	3	0	Aegis (4+), Heavy Armour
<i>Offensive</i>	<i>Att</i>	<i>Off</i>	<i>Str</i>	<i>Ap</i>	<i>Agi</i>
Flame Warden	1	5	3	0	6 Lightning Reflexes, Fight in Extra Rank, Halberd

Options	Champion • Musician • Standard Bearer • Flaming Standard
<h2>The Ancient Allies</h2>	



PHOENIX #1
Phoenix - Gigantic - Beast - 50x100mm

375 POINTS



<i>Global</i>	<i>Adv</i>	<i>Mar</i>	<i>Dis</i>	<i>Model Rules</i>	
	2"	4"	8	Light Troops, Light Troops, Fearless, Supernal, Fly (9", 18", 9", 18") , Rebirth (5+)	
	9"	18"			
<i>Defensive</i>	<i>HP</i>	<i>Def</i>	<i>Res</i>	<i>Arm</i>	
	5	5	5	3	Aegis (5+)
<i>Offensive</i>	<i>Att</i>	<i>Off</i>	<i>Str</i>	<i>Ap</i>	<i>Agi</i>
Phoenix	4	5	5	2	4 Flaming Attacks, Frost, Grind Attacks

Options	Fire Phoenix
----------------	--------------

Magics

Racial Trait Spell

	Casting	Range	Type	Duration
<h2 style="color: #c08040;">Favour of Meladys</h2>				
<i>Mf</i>	10+	Caster		Last one Turn
<p><i>Immediately after successfully casting the spell, add one Veil Token to your Veil Token pool.</i></p> <p><i>When a friendly unit within 18" of the Caster suffers a wound before Special Saves, you may discard a Veil Token from your Veil Token pool instead and the wound is ignored. An attack with Multiple Wounds will inflict one wound less than usual instead. For Standard Infantry, up to 2 wounds are ignored per token provided they are suffered simultaneously. A maximum of two Veil Tokens may be discarded each phase for this purpose. Characters and Gigantic models can only ignore a single wound this way per phase.</i></p>				

Magic items

Obsidian Rock: The bearer gains Magic Resistance (2).

Sliver of the Blazing Dawn: Attacks made with this weapon gain +1Strength, +2 Armour Penetration, and become **Magical Attacks**. Each successful to-hit roll with this weapon causes two hits instead of one.

Magic banners

Banner of Speed: A unit with one or more Banners of Speed gains +1" Advance Rate and +2" March Rate.

Flaming Standard: One use only. May be activated at the start of a Round of Combat or before shooting with the bearer's unit. The bearer's unit gains Flaming Attacks. If activated when Engaged in Combat, the effect lasts until the bearer's unit is no longer Engaged in Combat. If activated before shooting with the bearer's unit, the effect lasts until the end of the phase.

Model Rules

Aegis:

Bow:

Cover Volley: Attack Attribute - Shooting.
When an enemy unit declares a Charge against another unit containing one or more models with Martial Discipline in the Charge Phase, a single friendly

unit containing one or more models with Cover Volley may immediately perform a Stand and Shoot Charge Reaction with the following conditions and restrictions:

- The distance between the Charger and the Charged unit must be greater than the Charger's Advance Rate (using the lowest value among the Charging models if there is more than one).
- The unit with Cover Volley is within 12" of the Charged unit.
- Only model parts with Cover Volley may shoot, and they may only shoot once per Charge Phase.
- The unit must use Stand and Shoot before the Charged unit declares its Charge Reaction. If the Charge is no longer possible after the unit's Stand and Shoot (e.g. due to the Charging unit being destroyed or failing a Panic Test), the Charged unit does not declare any Charge Reaction.
- The Stand and Shoot Charge Reaction is performed as if the enemy had declared the Charge against the unit with Cover Volley in their current position (apply the normal rules for the Stand and Shoot Charge Reaction, i.e. the Charging unit must be Located in the Front Arc of the unit with Cover Volley, the unit with Cover Volley cannot be Shaken or Fleeing, etc.).

Fearless: If more than half of a unit's models are Fearless, the unit automatically passes Panic Tests and Decimated Tests and cannot declare a Flee Charge Reaction (unless already Fleeing). Models that are Fearless are also immune to the effects of Fear.

Feigned Flight: A unit consisting solely of models with Feigned Flight that voluntarily chooses to Flee as a Charge Reaction, and subsequently passes a Rally Test in its next Player Turn, doesn't become Shaken. Furthermore, the Reform that is made after Rallying in this case doesn't prevent the unit from moving nor from shooting (but it still counts as having moved for shooting purposes). This rule cannot be applied if a unit fails to rally on the next friendly Player Turn or involuntarily Flees, such as a result of a failed Panic Test or if it was already Fleeing when being charged.

Fight in Extra Rank:

Flaming Attacks: The attack doesn't have any special effect. However, it interacts with other rules, such as Flammable and Regeneration.

Fly: The model gains Light Troops and Swiftstride. Units composed entirely of models with Fly may make Flying Movements when performing a Move Chargers move, an Advance Move, or a March Move. When a unit makes a Flying Movement, substitute its models' Advance Rate with the first value given in brackets (X), and their March Rate with the second value given in brackets (Y). All modifiers to ground movement values are also applied to the flying values of a model. Units using Flying Movement ignore all Terrain Features and units during the Flying Movement (from their starting to their ending position), but must abide by the Unit Spacing rule at the end of the move (unless charging, when the normal exceptions to the Unit Spacing rule apply). They are still affected by the effects of the Terrain Features from which they take off and in which they land.

Frost: The model gains Aegis (5+), Fearless, and Supernal. Enemy units in base contact with one or more Frost Phoenixes suffer -2 Agility, -2 Offensive Skill, and -2 Defensive Skill.

Grind Attacks: A model part with Grind Attacks resolves these attacks at its own Agility. It must choose an enemy unit in base contact with it. The chosen enemy unit suffers a number of hits equal to the value stated in brackets (X). These hits are resolved with the model part's own Strength and Armour Penetration.

If a model has both Grind Attacks and Impact Hits

, it may only use one of these rules in the same Round of Combat

(its controlling player may choose which). When several model parts in the same unit have Grind Attacks and when X is a random number (e.g. Grind Attacks (2D3)), roll for the number of hits separately for each model part.

Halberd: Attacks made with a Halberd gain +1 Strength and +1 Armour Penetration. A model using this weapon cannot simultaneously use a Shield against Melee Attacks.

Hand Weapon: All models come equipped with a Hand Weapon as their default equipment. If a model has any Close Combat Weapon other than a Hand Weapon, it cannot choose to use the Hand Weapon (unless specifically stated). Hand Weapons wielded by models on foot can be used alongside a Shield, then giving Parry

Harnessed: Model parts with Harnessed cannot make Supporting Attacks and cannot use Weapons. Shooting Weapons carried by model parts with Harnessed can be used by other model parts of the same model (as long as they do not have Harnessed or Inanimate). A model with with at least one model part with Harnessed is considered to be mounted.

Heavy Armour: +2 Armor

Light Armour: Armor +1

Light Lance:

Light Troops: Units composed entirely of models with Light Troops are allowed to make any number of Reforms when performing Advance Moves or March Moves. They are allowed to shoot even if they Marched or Reformed. No model can end its movement with its centre further away than its March Rate from its starting position, around any obstructions (including the Unit Spacing rule). This means that when checking the distance travelled by a model, check the path the model would have taken if it was alone, with the exception that the unit as a whole cannot break the Unit Spacing rule while performing the move. If a model performed any action during the movement (such as a Sweeping Attack), the distance moved is counted from its starting position to the point on the Battlefield where it performed that action and then to its final position.

If more than half the models in a unit have Light Troops, the unit always counts as having 0 Full Ranks. Characters with Light Troops that are joined to units with one or more models without Light Troops, lose this rule for as long as they remain with the unit. An Infantry Character joined to an Infantry unit with both Light Troops and the same Size as the Character gains Light Troops for as long as it remains with the unit.

Lightning Reflexes:

Magic Resistance:

Martial Discipline: If more than half of a unit's models have Martial Discipline, their Discipline Tests are subject to Minimised Roll except for Panic and Break Tests.

Master of Spellcrafting: The Wizard's spells have their Casting Value reduced by 1. When performing a Casting Attempt with a single Magic Dice, a natural roll of '1' or '2' is always a failed Casting Attempt, regardless of any modifiers.

Rebirth: Universal Rule.

The first time a Phoenix loses its last Health Point, the owner must roll a D6. The roll is successful on a roll of 5+

(or 3+ if the model has Warden's Bond):

- Remove the model as a casualty as usual, but place a marker on the centre of the model's final position.
- In the next Player Turn, at the start of step 3 of the Movement Phase Sequence (after Rallying Fleeing units), the Phoenix model is placed back on the Battlefield. The centre of the model must be placed within 3" of the marker and the model must be placed more than 1" away from other units and Impassable Terrain, facing any direction.
- If the model cannot be placed following these rules, it cannot return for the rest of the game.
- The returned model is the same model that left the game, including any and all ongoing effects (such as spells affecting the model), with the exception that it always returns with only 1 Health Point left and counts as Rallied in case it was Fleeing when it lost its last Health Point (and thus is Shaken until the end of the Player Turn).
- The model does not grant Victory Point for being Destroyed if it still has Health Points left at the end of the game.

If the roll fails, follow the normal rules (i.e the model is removed as a casualty)

Scoring: Units with at least one model with Scoring are considered to be Scoring Units, which are used for winning Secondary Objectives (see section XVI.2 "Scoring Secondary Objectives", page 67). Every army needs a few Scoring units to be able to complete Secondary Objectives, which is why units with Scoring are marked in the Army Books with a special pennant icon:

Scoring can be lost during the game:

- A unit that is Fleeing loses Scoring for as long as it is Fleeing.
- An Ambushing unit that enters the Battlefield on Game Turn 4 or later loses Scoring.
- A unit that has performed a Post-Combat Reform loses Scoring until the start of the following Player Turn.

Shield: +1 Armour Hand Weapons wielded by models on foot can be used alongside a Shield, then giving Parry.

Spear:

Steady Aim: Attack Attribute - Shooting.

The model can shoot from the third rank (in addition to the 1st and 2nd) and it does not suffer to-hit penalties for Stand and Shoot Charge Reactions.

Supernal:

Vanguard: After Deployment (including units with Scout), models with Vanguard may perform a 12" move. The move is performed as an Advance Move in the Movement Phase, including any actions and restrictions the unit would normally have (such as Wheeling, Reforming, joining units, leaving units and so on). The 12" distance is used instead of the unit's Advance Rate and March Rate. This move cannot be used to move within 12" of enemy units. This is decreased to 6" for enemy units which have either Scouted or Vanguarded. Units that have moved in this way may not Declare Charges in the first Player Turn (if their side has the first turn). If both players have units with Vanguard, alternate moving units one at a time, starting with the player that finished deploying last. Instead of moving a unit, a player may declare to not move any more Vanguarding units.

Wizard Adept: - Knows 2 spells.

- Can select from the Learned Spells 1, 2, 3, and 4 of its chosen Path and the Hereditary Spell of its army.

The Wizard gains Channel (1) and selects its spells as described in Spell Selection.

Qr codes of your army

You can print this page to have all your army's units qrcode and cut them to stick them on your units, with them you can directly access to the unit's profile with your phone.

Mage #1



High Prince #1



Commander #1



Sea Guard #1



Elein Reavers #1



Citizen Spears #1



Flame Wardens #1



Phoenix #1

