



VAMPIRE COVENANT

REVENANT X3 (NOSFERATU) - 4 440 POINTS



1725 pts (38.00 %) 1125 pts (25.00 %) 1090 pts (24.00 %) 875 pts (19.00 %) 0 pts (0.00 %)

Characters **Core** **Special** **Swift Death** **The Suffering**

(40 Max) (20 Least) (0 NoLimit) (30 Max) (20 Max)

Characters



VAMPIRE COURTIER NOSFERATU #1

Vampire Courtier Nosferatu - Large - Cavalry - 50x50mm

640 POINTS



Global	Adv	Mar	Dis	Rea	Model Rules	
	6"	12"	8	1	Fear, Gates of the Netherworld, Awaken, Autonomous, Undead, Blood Ties	
Defensive	HP	Def	Res	Arm		
	3	6	4	0		
Offensive	Att	Off	Str	Ap	Agi	
Nosferatu Courtier	3	4	5	2	6	Vampiric (6+), Hand Weapon



MOUNT MONSTROUS REVENANT

Global	Adv	Mar	Dis	Rea	Model Rules	
	6"	12"	C		Fear, Towering Presence, Fly (8", 16", 8", 16"), Light Troops	
	8"	16"				
Defensive	HP	Def	Res	Arm		
	4	C	5	C		
Offensive	Att	Off	Str	Ap	Agi	
Monstrous Revenant	4	4	5	2	2	Harnessed, Poison Attacks, Lethal Strike

Options | Light Armour • Halberd • Monstrous Revenant • Evocation • General • Wizard Master • Death Cheater



VAMPIRE COURTIER NOSFERATU #2

Vampire Courtier Nosferatu - Large - Cavalry - 50x50mm

435 POINTS



Global	Adv	Mar	Dis	Rea	Model Rules	
	6"	12"	8	1	Fear, Gates of the Netherworld, Awaken, Autonomous, Undead, Blood Ties	
Defensive	HP	Def	Res	Arm		
	3	6	4	0		
Offensive	Att	Off	Str	Ap	Agi	
Nosferatu Courtier	3	4	5	2	6	Vampiric (6+), Hand Weapon



MOUNT MONSTROUS REVENANT

Global	Adv	Mar	Dis	Rea	Model Rules	
	6"	12"	C		Fear, Towering Presence, Fly (8", 16", 8", 16"), Light Troops	
	8"	16"				
Defensive	HP	Def	Res	Arm		
	4	C	5	C		
Offensive	Att	Off	Str	Ap	Agi	
Monstrous Revenant	4	4	5	2	2	Harnessed, Poison Attacks, Lethal Strike

Options | Wizard Adept • Halberd • Monstrous Revenant • Cosmology • Talisman of Shielding



FELL WRAITH ON REVENANT #1

Fell Wraith on Revenant - Large - Cavalry - 50x50mm

270 POINTS



Global	Adv	Mar	Dis	Rea	Model Rules	
	6"	12"	5	1	Fear, Light Troops, Fearless, Not a Leader, Undead, Ashes to Ashes, Terror, Ghostly form	
	8"	16"				
Defensive	HP	Def	Res	Arm		
	4	4	5	0	Aegis (5+)	
Offensive	Att	Off	Str	Ap	Agi	
Fell Wraith	3	4	3	10	2	Reaper, Hand Weapon



MOUNT MONSTROUS REVENANT

Global	Adv	Mar	Dis	Rea	Model Rules	
	6"	12"	C		Fear, Towering Presence, Fly (8", 16", 8", 16"), Light Troops	
	8"	16"				
Defensive	HP	Def	Res	Arm		
	4	C	5	C		
Offensive	Att	Off	Str	Ap	Agi	
Monstrous Revenant	4	4	5	2	2	Harnessed, Poison Attacks, Lethal Strike

Options

Great Weapon • Monstrous Revenant



BARROW KING #1

Barrow King - Standard - Cavalry - 25x50mm

380 POINTS



Global	Adv	Mar	Dis	Rea	Model Rules	
	4"	8"	8	1	Fearless, Not a Leader, Undead, Ashes to Ashes, Unliving Shield	
Defensive	HP	Def	Res	Arm		
	4	5	5	0	Heavy Armour, Shield	
Offensive	Att	Off	Str	Ap	Agi	
Barrow King	3	5	4	1	4	Lethal Strike, Multiple Wounds (2, against Standard), Magical Attacks, Hand Weapon



MOUNT SKELETAL STEED

Global	Adv	Mar	Dis	Rea	Model Rules	
	8"	16"	C		Ghost Step	
Defensive	HP	Def	Res	Arm		
	C	C	C	C+2		
Offensive	Att	Off	Str	Ap	Agi	
Skeletal Steed	1	2	3	0	2	Harnessed, Magical Attacks

Options

Battle Standard Bearer • Skeletal Steed • Basalt Infusion • Dusk Forged

Core



SKELETONS #1

Skeletons x45 - Standard - Infantry - 20x20mm



460 POINTS





Global	Adv	Mar	Dis	Rea	Model Rules
	4"	8"	4	D6+4	Scoring, Fearless, Undead, Ashes to Ashes

<i>Defensive</i>	<i>HP</i>	<i>Def</i>	<i>Res</i>	<i>Arm</i>	
	1	2	3	0	Light Armour, Shield
<i>Offensive</i>	<i>Att</i>	<i>Off</i>	<i>Str</i>	<i>Ap</i>	<i>Agi</i>
Skeletons	1	2	3	0	2



Options	Spear • Champion • Musician • Standard Bearer • Flaming Standard
----------------	--

	ZOMBIES #2 Zombies x24 - Standard - Infantry - 20x20mm	145 POINTS	
--	--	-------------------	---

<i>Global</i>	<i>Adv</i>	<i>Mar</i>	<i>Dis</i>	<i>Rea</i>	<i>Model Rules</i>
	4"	8"	2	2D6+4	Scoring, Fearless, Undead, Ashes to Ashes
<i>Defensive</i>	<i>HP</i>	<i>Def</i>	<i>Res</i>	<i>Arm</i>	
	1	1	3	0	
<i>Offensive</i>	<i>Att</i>	<i>Off</i>	<i>Str</i>	<i>Ap</i>	<i>Agi</i>
Zombies	1	1	3	0	1

	ZOMBIES #1 Zombies x20 - Standard - Infantry - 20x20mm	125 POINTS	
--	--	-------------------	---

<i>Global</i>	<i>Adv</i>	<i>Mar</i>	<i>Dis</i>	<i>Rea</i>	<i>Model Rules</i>
	4"	8"	2	2D6+4	Scoring, Fearless, Undead, Ashes to Ashes
<i>Defensive</i>	<i>HP</i>	<i>Def</i>	<i>Res</i>	<i>Arm</i>	
	1	1	3	0	
<i>Offensive</i>	<i>Att</i>	<i>Off</i>	<i>Str</i>	<i>Ap</i>	<i>Agi</i>
Zombies	1	1	3	0	1

	ZOMBIES #3 Zombies x20 - Standard - Infantry - 20x20mm	125 POINTS	
--	--	-------------------	---

<i>Global</i>	<i>Adv</i>	<i>Mar</i>	<i>Dis</i>	<i>Rea</i>	<i>Model Rules</i>
	4"	8"	2	2D6+4	Scoring, Fearless, Undead, Ashes to Ashes
<i>Defensive</i>	<i>HP</i>	<i>Def</i>	<i>Res</i>	<i>Arm</i>	
	1	1	3	0	
<i>Offensive</i>	<i>Att</i>	<i>Off</i>	<i>Str</i>	<i>Ap</i>	<i>Agi</i>
Zombies	1	1	3	0	1

	DIRE WOLVES #1 Dire Wolves x8 - Standard - Beast - 25x50mm	135 POINTS	
--	--	-------------------	---

<i>Global</i>	<i>Adv</i>	<i>Mar</i>	<i>Dis</i>	<i>Rea</i>	<i>Model Rules</i>
	9"	18"	3	D3+4	Vanguard, Fearless, Undead, Ashes to Ashes
<i>Defensive</i>	<i>HP</i>	<i>Def</i>	<i>Res</i>	<i>Arm</i>	
	1	3	3	0	
<i>Offensive</i>	<i>Att</i>	<i>Off</i>	<i>Str</i>	<i>Ap</i>	<i>Agi</i>
Dire Wolves	1	3	3	0	3
Devastating Charge					

Options	Champion
----------------	----------



DIRE WOLVES #2
Dire Wolves x8 - Standard - Beast - 25x50mm

135 POINTS



Global	Adv	Mar	Dis	Rea	Model Rules	
	9"	18"	3	D3+4	Vanguard, Fearless, Undead, Ashes to Ashes	
Defensive	HP	Def	Res	Arm		
	1	3	3	0		
Offensive	Att	Off	Str	Ap	Agi	
Dire Wolves	1	3	3	0	3	Devastating Charge

Options

Champion

Special



DARK COACH #1
Dark Coach - Large - Construct - 50x100mm

465 POINTS



Global	Adv	Mar	Dis	Rea	Model Rules	
	8"	8"	7	1	Fear, Fearless, Swiftstride, Undead, Ghost Step, Unholy Conduit	
Defensive	HP	Def	Res	Arm		
	5	3	5	4	Aegis (4+)	
Offensive	Att	Off	Str	Ap	Agi	
Coachman	2	3	3	10	2	Magical Attacks, Great Weapon
Vampire	4	6	5	2	6	Vampiric (3+)
Undead Mounts (2)	1	3	4	1	2	Harnessed
Chassis			5	2		Inanimate, Impact Hits (D6+1, D6+1)



DARK COACH #2
Dark Coach - Large - Construct - 50x100mm

465 POINTS



Global	Adv	Mar	Dis	Rea	Model Rules	
	8"	8"	7	1	Fear, Fearless, Swiftstride, Undead, Ghost Step, Unholy Conduit	
Defensive	HP	Def	Res	Arm		
	5	3	5	4	Aegis (4+)	
Offensive	Att	Off	Str	Ap	Agi	
Coachman	2	3	3	10	2	Magical Attacks, Great Weapon
Vampire	4	6	5	2	6	Vampiric (3+)
Undead Mounts (2)	1	3	4	1	2	Harnessed
Chassis			5	2		Inanimate, Impact Hits (D6+1, D6+1)



GHASTS #1
Ghasts x3 - Large - Infantry - 40x40mm

160 POINTS



Global	Adv	Mar	Dis	Rea	Model Rules
	6"	12"	5	D3+1	Fear, Fearless, Undead, Ashes to Ashes
Defensive	HP	Def	Res	Arm	

<i>Defensive</i>	<i>HP</i>	<i>Def</i>	<i>Res</i>	<i>Arm</i>		
	3	3	5	0	Fortitude (5+)	
<i>Offensive</i>	<i>Att</i>	<i>Off</i>	<i>Str</i>	<i>Ap</i>	<i>Agi</i>	
Ghast	3	3	4	1	2	Unholy Appetite, Poison Attacks

Swift Death



SHRIEKING HORROR #1
Shrieking Horror - Gigantic - Beast - 150x100mm

500 POINTS



<i>Global</i>	<i>Adv</i>	<i>Mar</i>	<i>Dis</i>	<i>Rea</i>	<i>Model Rules</i>	
	6"	12"	4	1	Light Troops, Fearless, Undead, Ashes to Ashes, Fly (8", 16", 8", 16")	
	8"	16"				
<i>Defensive</i>	<i>HP</i>	<i>Def</i>	<i>Res</i>	<i>Arm</i>		
	6	4	6	0	Fortitude (6+)	
<i>Offensive</i>	<i>Att</i>	<i>Off</i>	<i>Str</i>	<i>Ap</i>	<i>Agi</i>	
Shrieking Horror	4	4	5	2	2	Chilling Shriek

Magics

Racial Trait Spell

This spell has a second Boosted version, which is shown using {{this colour-coding}}

	<i>Casting</i>	<i>Range</i>	<i>Type</i>	<i>Duration</i>
	<i>Arise!</i>			
<i>Mf</i>	4+ [8+] {11+}	18" [6" Aura] {12" Aura}	Augment	Instant
<p><i>When resolving the spell, choose one of the following effects for each target:</i></p> <ul style="list-style-type: none"> ● <i>The R&F part of the target Raises a number of Health Points equal to its Reanimated value.</i> ● <i>Up to one Character within the target Recovers a number of Health Points equal to its Reanimated value.</i> <p><i>Models with Towering Presence cannot Recover more than 2 Health Points from this spell in a single Magic Phase.</i></p>				



Cosmology

Duality: All Cosmology spells are divided into two versions, representing opposing aspects; Cosmos and Chaos. When casting Cosmology spells, always declare which version of the spell you are using. Whenever the Caster successfully casts a non-Bound Cosmology spell, the next Cosmology spell it attempts to cast has its Casting Value reduced by 1, provided this spell is a Cosmology spell of the opposing aspect.

		<i>Casting</i>	<i>Range</i>	<i>Type</i>	<i>Duration</i>	<i>Effect</i>
1	Altered Sight Cosmos	5+	24"	Augment	Last one Turn	The target gains +1 Offensive Skill and +1 Defensive Skill, and has its weapons' Aim improved by 1.
1	Altered Sight Chaos	5+	24"	Hex	Last one Turn	The target suffers -1 Offensive Skill and -1 Defensive Skill, and has its weapons' Aim worsened by 1.
2	Truth of Time Cosmos	5+	24"	Augment	Last one Turn	Rolls for Charge Range, Flee Distance, Pursuit Distance, and Overrun Distance of units with at least one model affected by the spell are subject to two instances of Maximised Roll.
2	Truth of Time Chaos	5+	24"	Hex	Last one Turn	Rolls for Charge Range, Flee Distance, Pursuit Distance, and Overrun Distance of units with at least one model affected by the spell are subject to two instances of Minimised Roll.
3	Ice and Fire Cosmos	7+	24"	Hex, Missile, Damage	Instant	The target suffers 2D6 hits with Strength 4, Armour Penetration 0, and Magical Attacks . Successful Special Saves against wounds caused by this spell must be rerolled.
3	Ice and Fire Chaos	7+	24"	Hex, Damage, Augment	Instant	The target suffers 2D6 hits with Strength 4 and Armour Penetration 0, and Magical Attacks . Successful Armour Saves against wounds caused by this spell must be rerolled.

		<i> Casting </i>	<i> Range </i>	<i> Type </i>	<i> Duration </i>	<i> Effect </i>
4	Perception of Strength Cosmos	8+	24"	Augment	Last one Turn	The target gains +1 Strength and +1 Armour Penetration.
4	Perception of Strength Chaos	8+	24"	Hex	Last one Turn	The target suffers -1 Strength and -1 Armour Penetration.
5	Unity in Divergence Cosmos	10+	24"	Augment	Last one Turn	All models in the target unit gain Aegis (5+) .
5	Unity in Divergence Chaos	10+	24"	Hex, Damage, Direct	Instant	Each model in the target unit suffers a hit with Strength 3, Armour Penetration 0, and Magical Attacks .
6	Truth of Time Cosmos	7+	24"	Augment, Focused	Instant	The target Recovers 1 Health Point
6	Touch the Heart chaos	7+	24"	Hex, Missile, Damage, Focused	Instant	The target suffers 1 hit that wounds automatically with Armour Penetration 10 and Magical Attacks.



		<i> Casting </i>	<i> Range </i>	<i> Type </i>	<i> Duration </i>	<i> Effect </i>
A	Evocation of Souls				Instant	If your Veil Token pool contains less than 3 Veil Tokens, you gain one Veil Token. No more than 1 Veil Token can be gained from this spell each Phase.
1	Spectral Blades	5+ [9+]	18"	Augment	Last one Turn	The target must reroll failed to-wound rolls with its Melee Attacks [and gains Lethal Strike] .
2	Whispers of the Veil	8+	24"	Hex	Last one Turn	The target suffers -1 Resilience. In addition, a unit with at least one model affected by one or more instances of the spell suffers -1 Discipline.
3	Hasten the Hour	7+ [10+]	24" [18"]	Hex, Damage, Direct	Instant	Choose 1 {up to 3 different} models in the target unit (which may be Characters or Champions). Each of them suffers 1 hit that wounds automatically with Armour Penetration 10 and Magical Attacks.
4	Ancestral Aid	6+ [7+]	12" [18"]	Augment	Last one Turn	The target must reroll failed to-hit rolls with its Close Combat Attacks.
5	Touch of the Reaper	7+ [9+]	(24") [18"]	Hex, Missile, Damage, Focused, Direct	Instant	The target suffers D3 hits with Strength 10, Armour Penetration 10, and Magical Attacks. When rolling to wound with this attack, use the target's Discipline instead of the target's Resilience.
6	Danse Macabre	5+ [9+]	12" [9"Aura]	Augment	Instant	The target may perform a 8" [6"] Magical Move and gains Ghost Step during this move.

Magic items

Death Cheater: The wearer gains +1 Armour and Fortitude (4+).

Talisman of Shielding: The bearer gains Aegis (5+).

Basalt Infusion: The wearer gains +1 Armour and Aegis (3+, against Flaming Attacks). The wearer automatically fails all Fortitude Saves.

Dusk Forged: The bearer may choose to reroll its failed Armour Saves while using this Shield. If it does, it automatically fails all Special Saves.

Magic banners

Flaming Standard: One use only. May be activated at the start of a Round of Combat or before shooting with the bearer's unit. The bearer's unit gains Flaming Attacks. If activated when Engaged in Combat, the effect lasts until the bearer's unit is no longer Engaged in Combat. If activated before shooting with the bearer's unit, the effect lasts until the end of the phase.

Model Rules

Aegis:

Ashes to Ashes: At the end of any phase in which the Master is removed as a casualty, every unit in the army with one or more models with Ashes to Ashes must pass a Discipline Test or lose a number of Health Points equal to the amount by which the test was failed, with no saves of any kind allowed. These Health Point losses are allotted following the rules for Unstable, except that they can never be allotted to models that do not have Ashes to Ashes. The number of Health Points lost is reduced by 1 if the unit is within range of Rally Around the Flag.

At the end of the Player Turn in which the Master was removed as a casualty, a new Master may be selected. In order to do so, nominate a friendly Wizard Character that either has Vampiric or has chosen Evocation. This Character becomes the new Master.

At the start of each friendly Player Turn after the army's Master has been removed as a casualty and no new Master has been selected, every unit with Ashes to Ashes must once again pass a Discipline Test or lose Health Points as described above.

Autonomous: Undead units consisting entirely of models with Autonomous may perform March Moves as normal, even when outside the range of friendly models' Commanding Presence. The unit must still pass a Discipline Test in order to do so if within 8" of non-Fleeing enemy units.

Awaken: The model can Raise Health Points above a unit's starting size for the units stated within brackets. However, units cannot be increased beyond twice their starting size or beyond the maximum unit size written in their unit entry. A unit's starting size is the size of the unit as written on the Army List or the size of the unit when it is Summoned.

Blood Ties: Certain unit entries in this Army Book include the term Blood Ties, followed by the name of a Bloodline in brackets. If the army includes at least one Vampire Count or Vampire Courtier matching the Bloodline written in brackets in a unit entry, this unit gains access to the associated Blood Ties upgrade.

Chilling Shriek: Special Attack.

A model with this Special Attack can use it as 1. a Shooting Attack, and as 2. a Special Attack when Engaged in Combat.

1. Choose a target using the normal rules for Shooting Attacks. The attack has Range 8" and March and Shoot.

2. The attack is made at the model part's Agility. Declare that you are using Chilling Shriek when allocating attacks. If used, the model part cannot perform any Close Combat Attacks. Choose a single unit in base contact as the target.

Regardless of whether it is used as a Shooting or Melee Attack, the Chilling Shriek inflicts 1 hit for each Health Point the model with Chilling Shriek currently has. These hits always have Strength 10, Armour Penetration 10, and Magical Attacks. When rolling to wound with this attack, use the enemy's Discipline instead of its Resilience.

Devastating Charge: Attacks & Weapons, Melee

A charging model part with Devastating Charge, or using a weapon with Devastating Charge, gains the Model Rules and Characteristic modifiers stated in brackets. For example, a charging model part with Devastating Charge (+1 Strength, Poison Attacks) gains +1 Strength and Poison Attacks when it is charging. This rule is cumulative: a model part with several instances of Devastating Charge applies all Attack Attributes and Characteristics modifiers from all of them when charging.

Fear: Units in base contact with one or more enemy models with Fear suffer -1 Discipline. At the start of each Round of Combat, such units must take a Discipline Test, called a Fear Test. If this test is failed, the models in the unit are Shaken until the end of the Round of Combat. Models that have Fear themselves are immune to the effects of Fear.

Fearless: If more than half of a unit's models are Fearless, the unit automatically passes Panic Tests and Decimated Tests and cannot declare a Flee Charge Reaction (unless already Fleeing). Models that are Fearless are also immune to the effects of Fear.

Fly: The model gains Light Troops and Swiftstride. Units composed entirely of models with Fly may make Flying Movements when performing a Move Chargers move, an Advance Move, or a March Move. When a unit makes a Flying Movement, substitute its models' Advance Rate with the first value given in brackets (X), and their March Rate with the second value given in brackets (Y). All modifiers to ground movement values are also applied to the flying values of a model. Units using Flying Movement ignore all Terrain Features and units during the Flying Movement (from their starting to their ending position), but must abide by the Unit Spacing rule at the end of the move (unless charging, when the normal exceptions to the Unit Spacing rule apply). They are still affected by the effects of the Terrain Features from which they take off and in which they land.

Fortitude: Fortitude is a Special Save. Fortitude Saves cannot be taken against attacks with Lethal Strike that rolled a natural 6+ to wound, or against attacks with Flaming Attacks

Gates of the Netherworld: Whenever a model with Gates of the Netherworld successfully casts Arise!, after resolving the spell's effect, choose a friendly unit with a Reanimated value and within 12" of the Caster. This unit, or a single Character inside the unit, Raises 1 Health Point. No unit can be chosen more than twice per Magic Phase by Gates of the Netherworld.

Ghost Step: The model treats all Terrain Features as Open Terrain for movement purposes, but must abide by the Unit Spacing rule upon the completion of its moves.

Ghostly form: The model gains Ghost Step and Magical Attacks. R&F models with Ghostly Form can only be joined by Characters with Ghostly Form.

Great Weapon: Attacks made with a Great Weapon gain +2 Strength, +2 Armour Penetration and always strike at Initiative Step 0 (regardless of the wielder's Agility). A model using this weapon cannot simultaneously use a Shield against Melee Attacks

Hand Weapon: All models come equipped with a Hand Weapon as their default equipment. If a model has any Close Combat Weapon other than a Hand Weapon, it cannot choose to use the Hand Weapon (unless specifically stated). Hand Weapons wielded by models on foot can be used alongside a Shield, then giving Parry

Harnessed: Model parts with Harnessed cannot make Supporting Attacks and cannot use Weapons. Shooting Weapons carried by model parts with Harnessed can be used by other model parts of the same model (as long as they do not have Harnessed or Inanimate). A model with with at least one model part with Harnessed is considered to be mounted.

Heavy Armour: +2 Armor

Impact Hits: At Initiative Step 10, a charging model part with Impact Hits must choose an enemy unit that is in base contact with the attacking model's Front Facing. This unit suffers a number of hits equal to the value stated in brackets (X). These hits are resolved with the attacking model part's Strength and Armour Penetration.

If a model has both Grind Attacks and Impact Hits, it may only use one of these rules in the same Round of Combat (its controlling player may choose which). In multipart models, only model parts that also have Harnessed or Inanimate can use their Impact Hits. When several models in the same unit have Impact Hits, and when X is a random number (e.g. Impact Hits (D6)), roll for the number of hits separately for each model part.

Inanimate: Inanimate - Melee

Model parts with Inanimate cannot make Close Combat Attacks and cannot use Shooting Weapons. Shooting Weapons carried by model parts with Inanimate can be used by other model parts of the same model (as long as they do not have Harnessed or Inanimate).

Lethal Strike: If the attack wounds with a natural to-wound roll of 6+, its Armour Penetration is set to 10 and the target of the attack cannot take a Regeneration save against it.

Light Armour: Armor +1

Light Troops: Units composed entirely of models with Light Troops are allowed to make any number of Reforms when performing Advance Moves or March Moves. They are allowed to shoot even if they Marched or Reformed. No model can end its movement with its centre further away than its March Rate from its starting position, around any obstructions (including the Unit Spacing rule). This means that when checking the distance travelled by a model, check the path the model would have taken if it was alone, with the exception that the unit as a whole cannot break the Unit Spacing rule while performing the move. If a model performed any action during the movement (such as a Sweeping Attack), the distance moved is counted from its starting position to the point on the Battlefield where it performed that action and then to its final position. If more than half the models in a unit have Light Troops, the unit always counts as having 0 Full Ranks. Characters with Light Troops that are joined to units with one or more models without Light Troops, lose this rule for as long as they remain with the unit. An Infantry Character joined to an Infantry unit with both Light Troops and the same Size as the Character gains Light Troops for as long as it remains with the unit.

Magical Attacks: The attack doesn't have any special effects. However, it interacts with other rules, such as Otherworldly. Model parts with Magical Attacks apply it also to their Special Attacks (such as Stomp Attacks, Impact Hits and Breath Attack).

Multiple Wounds: Attacks & Weapons, Melee

Unsaved wounds caused by the attacks are multiplied into the value given in brackets (X). If the value is a dice (e.g. Multiple Wounds (D3)), roll one dice for each unsaved wound with Multiple Wounds. The amount of wounds that the attack is multiplied into can never be higher than the Health Points Characteristic of the target (excluding Health Points lost previously in the battle). For example, if a Multiple Wounds (D6) attack wounds a unit of Trolls (HP 3) and rolls a '5' for the multiplier, the number of unsaved wounds is reduced to 3, even if the Troll unit has already lost one or two Health Points previously in battle.

If Clipped Wings is stated after the X value in brackets, any unsaved wound caused by the attack against a model with Fly is multiplied into X+1 instead of X.

Not a Leader: The model cannot be the General.

Poison Attacks: If the attack successfully hits with a natural to-hit roll of '6', it automatically wounds with no to-wound roll needed. Shooting Attacks using the Hopeless Shot can only automatically wound if the first to-hit roll is a natural '6'. Note that the second to-hit roll must still be successful in order to hit the target. If the attack can be turned into more than one hit (e.g. a hit with Area Attack, Battle Focus, or Penetrating), only a single hit, chosen by the attacker, automatically wounds. All other hits must roll to wound as normal.

Reaper: A unit consisting entirely of models on foot with Reaper ignores all other units during Advance Moves and March Moves, but it must follow the Unit Spacing rule at the end of its move.

The unit can make a Sweeping Attack. The enemy unit suffers 1 hit with Strength 5 and Armour Penetration 10 for each model part with Reaper in the unit.

Scoring: Units with at least one model with Scoring are considered to be Scoring Units, which are used for winning Secondary Objectives (see section XVI.2 "Scoring Secondary Objectives", page 67). Every army needs a few Scoring units to be able to complete Secondary Objectives, which is why units with Scoring are marked in the Army Books with a special pennant icon:

Scoring can be lost during the game:

- A unit that is Fleeing loses Scoring for as long as it is Fleeing.
- An Ambushing unit that enters the Battlefield on Game Turn 4 or later loses Scoring.
- A unit that has performed a Post-Combat Reform loses Scoring until the start of the following Player Turn.

Shield: +1 Armour Hand Weapons wielded by models on foot can be used alongside a Shield, then giving Parry.

Swiftstride: When a unit composed entirely of models with Swiftstride rolls Charge Range, Flee Distance, Pursuit Distance or Overrun Distance, it rolls an additional D6 (normally this will lead to rolling 3D6) and discards the lowest D6 rolled.

Terror: The model gains Fear and is immune to the effects of Terror. When a unit with one or more models with Terror Declares a Charge, its target must take a Panic Test. If the test is failed, the target of the charge must declare a Flee Charge Reaction, if able to do so.

Undead: The model gains Unstable. Models with Undead cannot perform March Moves, unless their unit starts the March Move within the range of a friendly model's Commanding Presence. The only Charge Reaction a unit with one or more models with Undead can make is Hold.

When units consisting entirely of models with Undead lose Health Points due to Unstable, the number of lost Health Points can be reduced in some situations. Apply the modifiers in the following order:

1. If the unit is Stubborn, halve the number of lost Health Points (round fractions up).
2. If the unit is Steadfast, reduce all lost Health Points above 12 to 12.
3. If the unit receives Rally Around the Flag, reduce the number of lost Health Points with the unit's current Rank Bonus. Units with no Rank Bonus reduce the number of Health Points lost by 1 instead.
4. Apply all other modifiers (from Special Equipment, Model Rules, spells, etc.) afterwards.

Unholy Appetite: After a Round of Combat in which attacks with Unholy Appetite caused an enemy model to lose one or more Health Points, all attacks with Unholy Appetite from models in the same unit must reroll failed to-hit rolls until the end of the next Player Turn.

Unholy Conduit: Universal Rule.

Friendly units within 6" of the model gain Autonomous

Unliving Shield: Enemy models cannot allocate Close Combat Attacks towards a Necromancer as long as they can allocate attacks towards a model with Unliving Shield in the same unit as the Necromancer. This rule cannot be used if there are also models with Vampiric in the same unit.

Vampiric: At the end of each Melee Phase, check and resolve the following effects for all models with Vampiric:

- Character – If at least one attack with Vampiric made by the Character caused an unsaved wound against enemy units, the Character can make a single Vampiric roll. If successful, the Character Recovers a single Health Point.
- R&F model – If at least one attack with Vampiric made by a R&F model in the unit caused an unsaved wound against enemy units, the unit can make a single Vampiric roll. If successful, the unit Raises a single Health Point.

A Vampiric roll is successful if the D6 scores X+, where X is the number stated within brackets. Use only the best value if a unit or Character has multiple parts with this Attack Attribute that each caused unsaved wounds. A roll of '1' on a Vampiric roll is always a failure and a '6' is always a success. Models with Towering Presence suffer a -2 modifier to their Vampiric rolls.

Vanguard: After Deployment (including units with Scout), models with Vanguard may perform a 12" move. The move is performed as an Advance Move in the Movement Phase, including any actions and restrictions the unit would normally have (such as Wheeling, Reforming, joining units, leaving units and so on). The 12" distance is used instead of the unit's Advance Rate and March Rate. This move cannot be used to move within 12" of enemy units. This is decreased to 6" for enemy units which have either Scouted or Vanguarded. Units that have moved in this way may not Declare Charges in the first Player Turn (if their side has the first turn). If both players have units with Vanguard, alternate moving units one at a time, starting with the player that finished deploying last. Instead of moving a unit, a player may declare to not move any more Vanguarding units.

Qr codes of your army

You can print this page to have all your army's units qrcode and cut them to stick them on your units, with them you can directly access to the unit's profil with your phone.

Skeletons #1



Vampire Courtier Nosferatu #1



Zombies #2



Vampire Courtier Nosferatu #2



Zombies #1



Fell Wraith on Revenant #1



Barrow King #1



Zombies #3



Dire Wolves #1



Dire Wolves #2



Dark Coach #1



Dark Coach #2



Ghosts #1



Shrieking Horror #1

