



# ORCS AND GOBLINS

## LISTE LIGUE BERNARD V2 - 2 843 POINTS



1030 pts (34.00 %) Characters (40 Max)  
 750 pts (25.00 %) Core (25 Least)  
 1063 pts (35.00 %) Special (0 NoLimit)  
 0 pts (0.00 %) Death from Above (15 Max)  
 0 pts (0.00 %) Big 'n Nasty (30 Max)

### Characters



#### ORC CHIEF

Orc Chief - Large - Construct - 50x100mm

210 POINTS



Global	Adv	Mar	Dis	Model Rules		
	4"	8"	8			
Defensive	HP	Def	Res	Arm		
	3	5	5	0	Heavy Armour	
Offensive	Att	Off	Str	Ap	Agi	
Common Orc Chief	3	5	4	1	3	Hand Weapon



#### MOUNT ORC BOAR CHARIOT

Global	Adv	Mar	Dis	Model Rules		
	7"	7"	C	Swiftstride		
Defensive	HP	Def	Res	Arm		
	4	C	5	C+2		
Offensive	Att	Off	Str	Ap	Agi	
Eadbasher	1	4	4	1	2	Common Orc, Lance
War Boars (2)	1	3	4	1	3	Harnessed, Devastating Charge
Chassis			5	2		Inanimate, Impact Hits (D6+1, D6+1)

Options	Shield • Lance • Orc Boar Chariot • Common Orc
---------	--



#### GOBLIN WITCH DOCTOR

Goblin Witch Doctor - Standard - Infantry - 20x20mm

225 POINTS



Global	Adv	Mar	Dis	Model Rules		
	4"	8"	6	Wizard Apprentice, Insignificant, Power 'Shroom		
Defensive	HP	Def	Res	Arm		
	2	2	3	0		
Offensive	Att	Off	Str	Ap	Agi	
Common Goblin Witch Doctor	1	2	3	0	3	Common Goblin, Cave Goblin, Hand Weapon

Options	Thaumaturgy • Wizard Adept • Cave Goblin
---------	--



#### GOBLIN WITCH DOCTOR

Goblin Witch Doctor - Standard - Infantry - 20x20mm


225 POINTS



Global	Adv	Mar	Dis	Model Rules	
	4"	8"	6	Wizard Apprentice, Insignificant, Power 'Shroom	
Defensive	HP	Def	Res	Arm	
	2	2	3	0	
Offensive	Att	Off	Str	Ap	Agi

<i>Offensive</i>	<i>Att</i>	<i>Off</i>	<i>Str</i>	<i>Ap</i>	<i>Agi</i>	
<b>Common Goblin Witch Doctor</b>	1	2	3	0	3	<b>Common Goblin, Cave Goblin, Hand Weapon</b>


<b>Options</b>	Pyromancy • Wizard Adept • Cave Goblin
----------------	--



### ORC CHIEF

Orc Chief - *Standard - Infantry - 25x25mm*

## 180 POINTS



<i>Global</i>	<i>Adv</i>	<i>Mar</i>	<i>Dis</i>	<i>Model Rules</i>		
	4"	8"	8			
<i>Defensive</i>	<i>HP</i>	<i>Def</i>	<i>Res</i>	<i>Arm</i>		
	3	5	5	0	<b>Plate Armour</b>	
<i>Offensive</i>	<i>Att</i>	<i>Off</i>	<i>Str</i>	<i>Ap</i>	<i>Agi</i>	
<b>Common Orc Chief</b>	3	5	4	1	3	<b>Hand Weapon</b>

<b>Options</b>	Shield • Great Weapon • General • Iron Orc
----------------	--




### GOBLIN CHIEF #1

Goblin Chief - *Standard - Cavalry - 25x50mm*

## 190 POINTS



<i>Global</i>	<i>Adv</i>	<i>Mar</i>	<i>Dis</i>	<i>Model Rules</i>		
	4"	8"	7	<b>Insignificant</b>		
<i>Defensive</i>	<i>HP</i>	<i>Def</i>	<i>Res</i>	<i>Arm</i>		
	2	4	4	0	<b>Light Armour, Shield</b>	
<i>Offensive</i>	<i>Att</i>	<i>Off</i>	<i>Str</i>	<i>Ap</i>	<i>Agi</i>	
<b>Common Goblin Chief</b>	3	4	4	1	4	<b>Common Goblin, Hand Weapon</b>



### MOUNT WOLF

<i>Global</i>	<i>Adv</i>	<i>Mar</i>	<i>Dis</i>	<i>Model Rules</i>		
	9"	18"	C	<b>Feigned Flight, Light Troops, Vanguard</b>		
<i>Defensive</i>	<i>HP</i>	<i>Def</i>	<i>Res</i>	<i>Arm</i>		
	C	C	C	C+1		
<i>Offensive</i>	<i>Att</i>	<i>Off</i>	<i>Str</i>	<i>Ap</i>	<i>Agi</i>	
<b>Wolf</b>	1	3	3	0	3	<b>Harnessed</b>

<b>Options</b>	Battle Standard Bearer • Lance • Wolf • Bow (3+) • Common Goblin
----------------	--

## Core




### GOBLINS #1

Goblins x30 - *Standard - Infantry - 20x20mm*

## 375 POINTS



<i>Global</i>	<i>Adv</i>	<i>Mar</i>	<i>Dis</i>	<i>Model Rules</i>		
	4"	8"	5	<b>Scoring, Insignificant</b>		
<i>Defensive</i>	<i>HP</i>	<i>Def</i>	<i>Res</i>	<i>Arm</i>		
	1	2	3	0		
<i>Offensive</i>	<i>Att</i>	<i>Off</i>	<i>Str</i>	<i>Ap</i>	<i>Agi</i>	
<b>Common Goblin</b>	1	2	3	0	2	




### MOUNT MAD GIT

<i>Global</i>	<i>Adv</i>	<i>Mar</i>	<i>Dis</i>	<i>Model Rules</i>		

Global	Adv	Mar	Dis	Model Rules		
	2D6"	-"	5	Fearless, Shambolic, Running Amok!!, Surprise! , Random Movement (2D6, 2D6), Ricochet (D6, D6), Insignificant		
Defensive	HP	Def	Res	Arm		
	1	0	3	0	Hard Target (1, 1)	
Offensive	Att	Off	Str	Ap	Agi	
Mad Git	-	0	5	3	3	Cave Goblin


<b>Options</b>	Musician • Standard Bearer • Bow (4+) • Cave Goblin • Mad Git x2
----------------	--




### GOBLINS #2

Goblins x30 - Standard - Infantry - 20x20mm

## 375 POINTS



Global	Adv	Mar	Dis	Model Rules	
	4"	8"	5	Scoring, Insignificant	
Defensive	HP	Def	Res	Arm	
	1	2	3	0	
Offensive	Att	Off	Str	Ap	Agi
Common Goblin	1	2	3	0	2




### MOUNT MAD GIT

Global	Adv	Mar	Dis	Model Rules		
	2D6"	-"	5	Fearless, Shambolic, Running Amok!!, Surprise! , Random Movement (2D6, 2D6), Ricochet (D6, D6), Insignificant		
Defensive	HP	Def	Res	Arm		
	1	0	3	0	Hard Target (1, 1)	
Offensive	Att	Off	Str	Ap	Agi	
Mad Git	-	0	5	3	3	Cave Goblin

<b>Options</b>	Musician • Standard Bearer • Bow (4+) • Cave Goblin • Mad Git x2
----------------	--


## Special



### IRON ORCS


Iron Orcs x22 - Standard - Infantry - 25x25mm

## 503 POINTS



Global	Adv	Mar	Dis	Model Rules		
	4"	8"	8	Scoring, Fearless, Bodyguard		
Defensive	HP	Def	Res	Arm		
	1	5	4	0	Plate Armour, Shield	
Offensive	Att	Off	Str	Ap	Agi	
Iron Orcs	1	5	4	1	2	Born to Fight, Weapon Master, Iron Orc, Paired Weapons, Great Weapon


<b>Options</b>	Champion • Musician • Standard Bearer
----------------	---------------------------------------



### GOBLIN RAIDERS

Goblin Raiders x5 - Standard - Cavalry - 25x50mm


## 120 POINTS



Global	Adv	Mar	Dis	Model Rules	
	7"	14"	6	Strider, Feigned Flight, Vanguard, Light Troops, Scout, Insignificant	
Defensive	HP	Def	Res	Arm	
	1	2	3	1	

<i>Offensive</i>	<i>Att</i>	<i>Off</i>	<i>Str</i>	<i>Ap</i>	<i>Agi</i>	
Goblin Raider	1	2	3	0	2	Forest Goblin
Wolf	1	3	3	0	3	Harnessed, Forest Goblin
Scuttler Spider	1	3	3	0	4	Harnessed, Poison Attacks, Forest Goblin


<b>Options</b>	Bow (4+) • Forest Goblin
----------------	--------------------------



### GOBLIN RAIDERS

Goblin Raiders x5 - Standard - Cavalry - 25x50mm

## 130 POINTS




<i>Global</i>	<i>Adv</i>	<i>Mar</i>	<i>Dis</i>	<i>Model Rules</i>
	9"	18"	6	Feigned Flight, Vanguard, Light Troops, Insignificant

<i>Defensive</i>	<i>HP</i>	<i>Def</i>	<i>Res</i>	<i>Arm</i>	
	1	2	3	1	Light Armour

<i>Offensive</i>	<i>Att</i>	<i>Off</i>	<i>Str</i>	<i>Ap</i>	<i>Agi</i>	
Goblin Raider	1	2	3	0	2	Common Goblin
Wolf	1	3	3	0	3	Harnessed, Common Goblin
Scuttler Spider	1	3	3	0	4	Harnessed, Poison Attacks, Common Goblin


<b>Options</b>	Bow (4+) • Common Goblin
----------------	--------------------------



### TROLLS #1

Trolls x5 - Large - Infantry - 40x40mm

## 310 POINTS



<i>Global</i>	<i>Adv</i>	<i>Mar</i>	<i>Dis</i>	<i>Model Rules</i>
	6"	12"	4	Strider, Fear, Fearless, Stupid

<i>Defensive</i>	<i>HP</i>	<i>Def</i>	<i>Res</i>	<i>Arm</i>	
	3	3	4	0	Fortitude (4+), Distracting

<i>Offensive</i>	<i>Att</i>	<i>Off</i>	<i>Str</i>	<i>Ap</i>	<i>Agi</i>	
Common Trolls	3	3	5	2	1	Troll Belch

<b>Options</b>	Bridge Troll
----------------	--------------

## Magics

Racial Trait Spell

	Casting	Range	Type	Duration
<h3>Bring the Pain</h3>				
<i>Mf</i>	8+	18"	Hex	Last one Turn
<i>Failed to-hit rolls with Close Combat Attacks against the target must be rerolled.</i>				



		Casting	Range	Type	Duration	Effect
<b>5</b>	Scorching Salvo	8+	24" Aura	Hex, Damage	Instant	The target suffers D3+1 hits with Strength 4, Armour Penetration 0, Flaming Attacks, and Magical Attacks.
<b>3</b>	Flaming Swords	8+ [11+]	18" [6" Aura]	Augment	Last one Turn	The target gains Flaming Attacks and Magical Attacks. In addition, the target's Melee and Shooting Attacks gain a +1 to-wound modifier.

		Casting	Range	Type	Duration	Effect
4	Pyroclastic Flow	7+ [10+]	24" [12"]	Hex, Missile, Damage	Instant	The target suffers 2D6 [3D6] hits with Strength 4, Armour Penetration 0, Flaming Attacks and Magical Attacks.
6	Enveloping Embers	10+	24"	Hex, Damage, Direct	Instant	Each model in the target unit suffers 1 hit with Strength 3, Armour Penetration 0, Flaming Attacks, and Magical Attacks.
2	Cascading Fire	5+ [8+]	24" [12"]	Hex	Last one Turn	The target suffers D6 [2D6] hits with Strength 4, Armour Penetration 0, Flaming Attacks, and Magical Attacks.
4	Blaze		18"	Hex, Missile, Damage	Instant	The target suffers 1 hit with Strength 6, Armour Penetration 2, Flaming Attacks, and Magical Attacks.
1	Fireball	4+	36"	Hex, Missile, Damage	Instant	The target suffers D6 hits with Strength 4, Armour Penetration 0, Flaming Attacks and Magical Attacks.



### Thaumaturgy

**Judgement on High:** When casting non-Bound Spells from this Path, all Magic Dice that result in '1' must be rerolled. Dice causing a Miscast cannot be rerolled. If a Caster Miscasts when casting a spell from this Path, add a +1 Miscast Modifier.

		Casting	Range	Type	Duration	Effect
5	Wrath of God	12+	96"	Ground	Permanent	Place a counter on the target point. At the end of each subsequent Magic Phase roll a D6; if 1-3 is rolled, add another counter on the same point. If 4-6 is rolled, each unit within (2D6+X)", where X is equal to the number of counters, suffers 2D6 hits with Strength 5, Armour Penetration 2, and Magical Attacks. If a unit fails a Panic Test forced by the spell, it flees directly away from the marked point. The spell then ends, remove all counters.
4	Cleansing Fire	5+ [8+]	Caster [18"]	[Augment], Focused	Instant	The target gains Breath Attack (Strength D3+2, Armour Penetration 1, Magical Attacks). (Roll the D3 immediately after successfully casting this spell.) [This spell may only target Characters, Champions, and single model units.]
6	Trial of Faith	7+ [10+]	12" [18"]	Hex, Missile, Damage, Focused, Direct	Instant	The Caster rolls D3+1 and the target rolls D3. If the Caster's roll is higher, the target suffers a number of hits equal to the difference between their respective rolls. These hits wound automatically with Armour Penetration 10 and Magical Attacks.
2	Smite the Unbeliever	6+ [9+]	24"	Hex	Last one Turn	Immediately after successfully casting this spell, roll a D6. [Choose which effect to apply when casting the spell.] - If 1-3 is rolled, the target suffers -1 Resilience. - If 4-6 is rolled, the target suffers -1 Strength and -1 Armour Penetration.
1	Hand of Heaven	5+ [8+]	24"	Hex, Missile, Damage	Last one Turn	The target suffers D6 [D6+1] hits with Strength D6 [D6+1], Armour Penetration 2 [3], and Magical Attacks.
3	Speaking in Tongues	7+ [7+]	18"	Hex	Last one Turn	Units with at least one model affected by the spell cannot benefit from Commanding Presence [Rally around the Flag].

## Model Rules

**Bodyguard:** When a Character is joined to a unit in which at least one model has Bodyguard, that Character gains Stubborn. When Characters or Character types are stated in brackets, Bodyguard only works for the specified Characters or Character types.

**Born to Fight:** Close Combat.

The model part's Close Combat Attacks gain +1 Strength and +1 Armour Penetration during a Round of Combat

- If it is the First Round of Combat.
- Or if the model part's unit is Steadfast at the start of the Round of Combat.

**Cave Goblin:** The model gains Insignificant.

**Common Goblin:** The model gains Insignificant.

**Distracting:** Close Combat Attacks allocated towards a model with Distracting suffer a -1 to-hit modifier. This to-hit modifier cannot be combined with any other negative to-hit modifiers.

**Fear:** Units in base contact with one or more enemy models with Fear suffer -1 Discipline. At the start of each Round of Combat, such units must take a Discipline Test, called a Fear Test. If this test is failed, the models in the unit are Shaken until the end of the Round of Combat. Models that have Fear themselves are immune to the effects of Fear.

**Fearless:** If more than half of a unit's models are Fearless, the unit automatically passes Panic Tests and Decimated Tests and cannot declare a Flee Charge Reaction (unless already Fleeing). Models that are Fearless are also immune to the effects of Fear.

**Feigned Flight:** A unit consisting solely of models with Feigned Flight that voluntarily chooses to Flee as a Charge Reaction, and subsequently passes a Rally Test in its next Player Turn, doesn't become Shaken. Furthermore, the Reform that is made after Rallying in this case doesn't prevent the unit from moving nor from shooting (but it still counts as having moved for shooting purposes). This rule cannot be applied if a unit fails to rally on the next friendly Player Turn or involuntarily Flees, such as a result of a failed Panic Test or if it was already Fleeing when being charged.

**Forest Goblin:** The model gains Insignificant and Strider (Forest).

**Fortitude:** Fortitude is a Special Save. Fortitude Saves cannot be taken against attacks with Lethal Strike that rolled a natural 6+ to wound, or against attacks with Flaming Attacks

**Great Weapon:** Attacks made with a Great Weapon gain +2 Strength, +2 Armour Penetration and always strike at Initiative Step 0 (regardless of the wielder's Agility). A model using this weapon cannot simultaneously use a Shield against Melee Attacks

**Hand Weapon:** All models come equipped with a Hand Weapon as their default equipment. If a model has any Close Combat Weapon other than a Hand Weapon, it cannot choose to use the Hand Weapon (unless specifically stated). Hand Weapons wielded by models on foot can be used alongside a Shield, then giving Parry

**Harnessed:** Model parts with Harnessed cannot make Supporting Attacks and cannot use Weapons. Shooting Weapons carried by model parts with Harnessed can be used by other model parts of the same model (as long as they do not have Harnessed or Inanimate). A model with at least one model part with Harnessed is considered to be mounted.

**Heavy Armour:** +2 Armor

**Insignificant:**

**Iron Orc:** The model part gains Born to Fight and Weapon Master. The model gains Fearless.

**Light Armour:** Armor +1

**Light Troops:** Units composed entirely of models with Light Troops are allowed to make any number of Reforms when performing Advance Moves or March Moves. They are allowed to shoot even if they Marched or Reformed. No model can end its movement with its centre further away than its March Rate from its starting position, around any obstructions (including the Unit Spacing rule). This means that when checking the distance travelled by a model, check the path the model would have taken if it was alone, with the exception that the unit as a whole cannot break the Unit Spacing rule while performing the move. If a model performed any action during the movement (such as a Sweeping Attack), the distance moved is counted from its starting position to the point on the Battlefield where it performed that action and then to its final position.

If more than half the models in a unit have Light Troops, the unit always counts as having 0 Full Ranks. Characters with Light Troops that are joined to units with one or more models without Light Troops, lose this rule for as long as they remain with the unit. An Infantry Character joined to an Infantry unit with both Light Troops and the same Size as the Character gains Light Troops for as long as it remains with the unit.

**Paired Weapons:** The wielder gains +1 Attack Value when using Paired Weapons. Attacks made with Paired Weapons gain +1 Offensive Skill and ignore Parry. A model using this weapon cannot simultaneously use a Shield against Melee Attacks.

**Plate Armour:** +3 Armor

**Poison Attacks:** If the attack successfully hits with a natural to-hit roll of '6', it automatically wounds with no to-wound roll needed. Shooting Attacks using the Hopeless Shot can only automatically wound if the first to-hit roll is a natural '6'. Note that the second to-hit roll must still be successful in order to hit the target. If the attack can be turned into more than one hit (e.g. a hit with Area Attack, Battle Focus, or Penetrating), only a single hit, chosen by the attacker, automatically wounds. All other hits must roll to wound as normal.

**Power 'Shroom:** Universal Rule.

Each instance of Power 'Shroom is One use only. Declare usage immediately before the model rolls to cast a non-Bound Spell. Any Dispelling Attempt made against this Casting Attempt suffers -D3 to the dispelling roll. Roll this dice directly when using the Power 'Shroom. If a natural '1' is rolled for this D3, the model using the Power 'Shroom suffers 1 hit with Toxic Attacks. This is an exception to the Casting and Dispelling Modifier rule (i.e. it is allowed to modify the dispelling roll by more than -2).

**Scoring:** Units with at least one model with Scoring are considered to be Scoring Units, which are used for winning Secondary Objectives (see section XVI.2 "Scoring Secondary Objectives", page 67). Every army needs a few Scoring units to be able to complete Secondary Objectives, which is why units with Scoring are marked in the Army Books with a special pennant icon:

Scoring can be lost during the game:

- A unit that is Fleeing loses Scoring for as long as it is Fleeing.
- An Ambushing unit that enters the Battlefield on Game Turn 4 or later loses Scoring.
- A unit that has performed a Post-Combat Reform loses Scoring until the start of the following Player Turn.

**Scout:** At step 8 of the Pre-Game Sequence (after Spell Selection) an army that includes units with Scout must state which of its units with Scout will use it, starting with the player that picked the Deployment Zone. Deploy your army as usual, but without deploying any of the Scouting units. These units are placed after all other non-Scouting units have been deployed. They can either be deployed in your Deployment Zone, using the normal rules, or they can be deployed outside the Deployment Zone, but must be more than 18" away from any enemy units. This is decreased to 12" if the Scouting unit is deployed entirely within a Forest, Ruins, Field, Building, or Water Terrain Feature. Scouting units that are deployed outside their player's Deployment Zone may not Declare Charges in the first Player Turn (if their side has the first turn). If both players have Scouting units, alternate deploying one unit at a time, starting with the player that finished deploying first.

**Shield:** +1 Armour Hand Weapons wielded by models on foot can be used alongside a Shield, then giving Parry.

**Strider:** The model automatically passes Dangerous Terrain Tests taken due to Terrain.

If more than half of a unit's models have Strider, the unit never loses their Steadfast or Rank Bonus due to Terrain.

Sometimes Strider is linked to a specific type of Terrain, stated in brackets.

In this case, models with Strider are considered Striders only when interacting with such type of Terrain.

**Stupid:** Universal Rule.

At the start of each friendly Player Turn, each unengaged non-fleeing unit with one or more models with Stupid must take a Discipline Test. If the test is failed, all models in the unit become Shaken until the end of the Player Turn, and in the Movement Phase, immediately after Rallying Fleeing units, the unit must move D6" directly forward, stopping 1" before Impassible Terrain or other units.

**Troll Belch:** Special Attack.

At the model part's Initiative Step, the owner may choose an enemy unit Engaged in Combat that the model part is able to attack with Close Combat Attacks.

If so, this unit suffers a hit, which is resolved with Strength 5 and Armour Penetration 10, and the model part may not perform any Close Combat Attacks.

**Vanguard:** After Deployment (including units with Scout), models with Vanguard may perform a 12" move. The move is performed as an Advance Move in the Movement Phase, including any actions and restrictions the unit would normally have (such as Wheeling, Reforming, joining units, leaving units and so on). The 12" distance is used instead of the unit's Advance Rate and March Rate. This move cannot be used to move within 12" of enemy units. This is decreased to 6" for enemy units which have either Scouted or Vanguarded. Units that have moved in this way may not Declare Charges in the first Player Turn (if their side has the first turn). If both players have units with Vanguard, alternate moving units one at a time, starting with the player that finished deploying last. Instead of moving a unit, a player may declare to not move any more Vanguarding units.

**Weapon Master:**

**Wizard Apprentice:** - Knows 1 spell.

- Can select between the Learned Spell 1 of its chosen Path and the Hereditary Spell of its army.  
The Wizard selects its spells as described in Spell Selection

### Qr codes of your army

Your can print this page to have all your army's units qrcode and cut them to stick them on your units, with them you can directly access to the unit's profil with your phone.

Orc Chief



Goblin Witch Doctor



Goblin Witch Doctor



Orc Chief



Goblin Chief #1



Goblins #1



Goblins #2



Iron Orcs



Goblin Raiders



Goblin Raiders



Trolls #1

