




# EMPIRE OF SONNSTAHL

## LIST EMPIRE OF SONNSTAHL #2 - 3 846 POINTS




1385 pts (31.00 %) **1101 pts (24.00 %)** 1040 pts (23.00 %) 320 pts (7.00 %) 400 pts (9.00 %) 0 pts (0.00 %)  
**Characters** **Core** **Special** **Imperial Armoury** **Imperial Auxiliaries** **Sunna's Fury**  
 (40 Max) (25 Least) (0 NoLimit) (20 Max) (35 Max) (30 Max)

### Characters




**MARSHAL #1**  
 Marshal - Standard - Infantry - 20x20mm

**250 POINTS**




Global	Adv	Mar	Dis	Model Rules		
	4"	8"	9	Orders		
Defensive	HP	Def	Res	Arm		
	3	5	4	0	Plate Armour	
Offensive	Att	Off	Str	Ap	Agi	
<b>Marshal</b>	3	5	4	1	5	Hand Weapon

<b>Options</b>	Banner of Unity • Death Warrant
----------------	---------------------------------




**PRELATE #1**  
 Prelate - Standard - Infantry - 20x20mm

**290 POINTS**




Global	Adv	Mar	Dis	Model Rules		
	4"	8"	8	Blessings, Channel (1, 1)		
Defensive	HP	Def	Res	Arm		
	3	5	4	0	Heavy Armour	
Offensive	Att	Off	Str	Ap	Agi	
<b>Prelate</b>	2	5	4	1	4	Divine Attacks, Hand Weapon

<b>Options</b>	Shield • Great Weapon • Plate Armour • General • Locket of Sunna
----------------	--




**WIZARD #1**  
 Wizard - Standard - Infantry - 20x20mm

**250 POINTS**




Global	Adv	Mar	Dis	Model Rules		
	4"	8"	7	Wizard Apprentice		
Defensive	HP	Def	Res	Arm		
	3	3	3	0		
Offensive	Att	Off	Str	Ap	Agi	
<b>Wizard</b>	1	3	3	0	3	Hand Weapon

<b>Options</b>	Alchemy • Wizard Adept • Talisman of the Void
----------------	---



**WIZARD #2**  
 Wizard - Large - Construct - 50x100mm

**595 POINTS**



Global	Adv	Mar	Dis	Model Rules	

<i>Global</i>	<i>Adv</i>	<i>Mar</i>	<i>Dis</i>	<i>Model Rules</i>	
	4"	8"	7	Wizard Apprentice	
<i>Defensive</i>	<i>HP</i>	<i>Def</i>	<i>Res</i>	<i>Arm</i>	
	3	3	3	0	
<i>Offensive</i>	<i>Att</i>	<i>Off</i>	<i>Str</i>	<i>Ap</i>	<i>Agi</i>
Wizard	1	3	3	0	3

Hand Weapon



### MOUNT ARCANE SHIELD ENGINE

<i>Global</i>	<i>Adv</i>	<i>Mar</i>	<i>Dis</i>	<i>Model Rules</i>	
	8"	8"	C	Channel (1, 1), Swiftstride, Towering Presence, Arcane Shield	
<i>Defensive</i>	<i>HP</i>	<i>Def</i>	<i>Res</i>	<i>Arm</i>	
	5	C	5	C+2	
<i>Offensive</i>	<i>Att</i>	<i>Off</i>	<i>Str</i>	<i>Ap</i>	<i>Agi</i>
Crew (2)	1	3	3	0	3
Horse (2)	1	3	3	0	3
Chassis		-	5	2	-

Inanimate, Impact Hits (D6, D6)

<b>Options</b>	Pyromancy • Wizard Master • Light Armour • Arcane Shield Engine • Talisman of Shielding
----------------	---

Core



### HEAVY INFANTRY #1

Heavy Infantry x34 - Standard - Infantry - 20x20mm

321 POINTS



<i>Global</i>	<i>Adv</i>	<i>Mar</i>	<i>Dis</i>	<i>Model Rules</i>	
	4"	8"	7	Scoring, Parent Unit	
<i>Defensive</i>	<i>HP</i>	<i>Def</i>	<i>Res</i>	<i>Arm</i>	
	1	3	3	0	Light Armour, Shield
<i>Offensive</i>	<i>Att</i>	<i>Off</i>	<i>Str</i>	<i>Ap</i>	<i>Agi</i>
HeavyInfantry	1	3	3	0	3

<b>Options</b>	Spear • Champion • Musician • Standard Bearer
----------------	---



### LIGHT INFANTRY #1

Light Infantry x15 - Standard - Infantry - 20x20mm

200 POINTS



<i>Global</i>	<i>Adv</i>	<i>Mar</i>	<i>Dis</i>	<i>Model Rules</i>	
	4"	8"	7	Scoring, Support Unit	
<i>Defensive</i>	<i>HP</i>	<i>Def</i>	<i>Res</i>	<i>Arm</i>	
	1	3	3	0	
<i>Offensive</i>	<i>Att</i>	<i>Off</i>	<i>Str</i>	<i>Ap</i>	<i>Agi</i>
Light Infantry	1	3	3	0	3

<b>Options</b>	Handgun (4+)
----------------	--------------



### LIGHT INFANTRY #2

Light Infantry x15 - Standard - Infantry - 20x20mm

200 POINTS



<i>Global</i>	<i>Adv</i>	<i>Mar</i>	<i>Dis</i>	<i>Model Rules</i>	
	4"	8"	7	Scoring, Support Unit	
<i>Defensive</i>	<i>HP</i>	<i>Def</i>	<i>Res</i>	<i>Arm</i>	
	1	3	3	0	
<i>Offensive</i>	<i>Att</i>	<i>Off</i>	<i>Str</i>	<i>Ap</i>	<i>Agi</i>
Light Infantry	1	3	3	0	3

Options

Handgun (4+)



### ELECTORAL CAVALRY #2

Electoral Cavalry x5 - Standard - Cavalry - 25x50mm

185 POINTS



Global	Adv	Mar	Dis	Model Rules	
	7"	14"	8	Scoring	
Defensive	HP	Def	Res	Arm	
	1	3	3	2	Plate Armour
Offensive	Att	Off	Str	Ap	Agi
<b>Knights</b>	1	3	3	0	3
<b>Horse</b>	1	3	3	0	3
<b>Harnessed</b>					

Options

Shield • Lance



### ELECTORAL CAVALRY #1

Electoral Cavalry x5 - Standard - Cavalry - 25x50mm

195 POINTS



Global	Adv	Mar	Dis	Model Rules	
	7"	14"	8	Scoring	
Defensive	HP	Def	Res	Arm	
	1	3	3	2	Plate Armour
Offensive	Att	Off	Str	Ap	Agi
<b>Knights</b>	1	3	3	0	3
<b>Horse</b>	1	3	3	0	3
<b>Harnessed</b>					

Options

Shield • Musician • Great Weapon

Special



### IMPERIAL GUARD #1

Imperial Guard x38 - Standard - Infantry - 20x20mm

750 POINTS



Global	Adv	Mar	Dis	Model Rules	
	4"	8"	8	Scoring, Parent Unit, Bodyguard	
Defensive	HP	Def	Res	Arm	
	1	4	3	0	Plate Armour
Offensive	Att	Off	Str	Ap	Agi
<b>Imperial Guard</b>	1	4	4	1	3

Options

Champion • Musician • Standard Bearer • Great Weapon • Banner of the Relentless Company



### KNIGHTS OF THE SUN GRIFFON #1

Knights of the Sun Griffon x3 - Large - Cavalry - 50x75mm

290 POINTS




Global	Adv	Mar	Dis	Model Rules	
	7"	14"	8	Fear, Scoring	
Defensive	HP	Def	Res	Arm	
	3	4	4	1	Plate Armour, Shield
Offensive	Att	Off	Str	Ap	Agi
<b>Knights</b>	1	4	4	1	4

<i>Offensive</i>	<i>Att</i>	<i>Off</i>	<i>Str</i>	<i>Ap</i>	<i>Agi</i>	
Young Griffon	3	4	5	3	4	Harnessed

Options	Musician
---------	----------


## Imperial Armoury




### IMPERIAL ROCKETEER #1

Artillery - Standard - Construct - 60mm round

## 160 POINTS




<i>Global</i>	<i>Adv</i>	<i>Mar</i>	<i>Dis</i>	<i>Model Rules</i>		
	4"	4"	7	War Machine		
<i>Defensive</i>	<i>HP</i>	<i>Def</i>	<i>Res</i>	<i>Arm</i>		
	5	1	4	0		
<i>Offensive</i>	<i>Att</i>	<i>Off</i>	<i>Str</i>	<i>Ap</i>	<i>Agi</i>	
Crew	3	3	3	0	3	Move or Fire, Imperial Rocketeer (4+, 4+)



### IMPERIAL ROCKETEER #2

Artillery - Standard - Construct - 60mm round

## 160 POINTS




<i>Global</i>	<i>Adv</i>	<i>Mar</i>	<i>Dis</i>	<i>Model Rules</i>		
	4"	4"	7	War Machine		
<i>Defensive</i>	<i>HP</i>	<i>Def</i>	<i>Res</i>	<i>Arm</i>		
	5	1	4	0		
<i>Offensive</i>	<i>Att</i>	<i>Off</i>	<i>Str</i>	<i>Ap</i>	<i>Agi</i>	
Crew	3	3	3	0	3	Move or Fire, Imperial Rocketeer (4+, 4+)

## Magics

**Racial Trait Spell**

During Spell Selection, if a Wizard from Empire of Sonnstahl either selects the Hereditary Spell or gains it by any other means, it must instead choose a single Path from the ones available to it other than its own chosen Path.  
The Wizard gains the Learned Spell #1 from that Path.

	<i>Casting</i>	<i>Range</i>	<i>Type</i>	<i>Duration</i>	
<h3>Liberal Magics</h3>					
<i>Mf</i>	-				Remains in play



Alchemy

		<i>Casting</i>	<i>Range</i>	<i>Type</i>	<i>Duration</i>	<i>Effect</i>
<b>5</b>	Corruption of Tin	8+	36"	Hex	Permanent	The target suffers -1 Armour.
<b>2</b>	Word of Iron	5+ [9+]	24"	Augment	Last one Turn	The target gains +1[+2] to its Armour.
<b>3</b>	Glory of Gold	8+	18"	Augment	Last one Turn	The target gains +1 Armour Penetration, Flaming Attacks and Magical Attacks.
<b>4</b>	Silver Spike	(6+)[9+]	(18" ){36" }	Hex, Missile, Damage	Instant	The target suffers 1 hit with Strength 4 [6], Armour Penetration 10, Magical Attacks, [Multiple Wounds (D3)], and Area Attack (1x5).
<b>6</b>	Molter Copper	7+	24"	Hex, Missile, Damage	Instant	The target suffers D3+3 hits with Strength X, Armour Penetration 4, Flaming Attacks, and Magical Attacks, where X is equal to the target's Armour.

		Casting	Range	Type	Duration	Effect
A	Alchemical Fire		18"	Hex	Last one Turn	The target gains Flammable against Melee Attacks.
1	Quicksilver Lash	7+	24"	Hex, Missile, Damage	Instant	The target suffers D3+1 hits with Flaming Attacks, Magical Attacks, and Armour Penetration 10. These hits always wound on a roll equal to or greater than "7 minus the target's Armour". An unmodified '6' always wounds and an unmodified '1' always fails to wound.



		Casting	Range	Type	Duration	Effect
5	Scorching Salvo	8+	24" Aura	Hex, Damage	Instant	The target suffers D3+1 hits with Strength 4, Armour Penetration 0, Flaming Attacks, and Magical Attacks.
3	Flaming Swords	8+ [11+]	18" [6" Aura]	Augment	Last one Turn	The target gains Flaming Attacks and Magical Attacks. In addition, the target's Melee and Shooting Attacks gain a +1 to-wound modifier.
4	Pyroclastic Flow	7+ [10+]	24" [12"]	Hex, Missile, Damage	Instant	The target suffers 2D6 [3D6] hits with Strength 4, Armour Penetration 0, Flaming Attacks and Magical Attacks.
6	Enveloping Embers	10+	24"	Hex, Damage, Direct	Instant	Each model in the target unit suffers 1 hit with Strength 3, Armour Penetration 0, Flaming Attacks, and Magical Attacks.
2	Cascading Fire	5+ [8+]	24" [12"]	Hex	Last one Turn	The target suffers D6 [2D6] hits with Strength 4, Armour Penetration 0, Flaming Attacks, and Magical Attacks.
A	Blaze		18"	Hex, Missile, Damage	Instant	The target suffers 1 hit with Strength 6, Armour Penetration 2, Flaming Attacks, and Magical Attacks.
1	Fireball	4+	36"	Hex, Missile, Damage	Instant	The target suffers D6 hits with Strength 4, Armour Penetration 0, Flaming Attacks and Magical Attacks.

## Magic items

**Death Warrant:** Attacks made with this weapon gain **Battle Focus** and become **Magical Attacks**. If a hit is scored with it against an enemy unit, friendly models with Parent Unit or Support Unit gain **Battle Focus** with attacks allocated towards the same enemy unit in the same phase in subsequent Initiative Steps.

**Locket of Sunna:** When fighting a Duel, choose a single model part with neither Harnessed nor Inanimate that the bearer is fighting with. The bearer and the chosen model part **must** swap their unmodified Characteristic values of Strength, Armour Penetration, Resilience, Agility, and Attack Value. This is done before applying other modifiers. If the chosen model part does not have a Defensive Profile of its own, use the Multipart Model's Defensive Profile instead.

**Talisman of the Void:** The bearer gains Channel (1).

**Talisman of Shielding:** The bearer gains Aegis (5+).

## Magic banners

**Banner of Unity:** Whenever the bearer's unit is targeted by an Order, it may immediately give an Order to a single Support Unit within 8" of the bearer's unit.

**Banner of the Relentless Company:** One use only. May be activated during the owner's Movement Phase. All Infantry models in the bearer's unit always have March Rate 15", until the end of the Player Turn. Only a single Banner of the Relentless Company may be activated during the same phase.

## Model Rules

**Blessings:** The model part and all model parts in the same unit, except model parts with Harnessed gain Hatred. The model can cast the following three Bound Spells with Power Level (4/8) with Type: Caster's Unit and Augment, and Duration: Lasts One Turn:

- "Ullor's Blessing"  
The target gains Aegis (5+) against Melee Attacks

- "Sunna's Blessing"  
The target gains Flaming Attacks. All enemy units in base contact with one or more targets of this spell, when the spell is cast, suffer D6 hits with Strength 4, Armour Penetration 1, Flaming Attacks, and Magical Attacks.

- "Volund's Blessing"  
The target must reroll failed to-wound rolls with Melee Attacks.

**Bodyguard:** When a Character is joined to a unit in which at least one model has Bodyguard, that Character gains Stubborn. When Characters or Character types are stated in brackets, Bodyguard only works for the specified Characters or Character types.

**Channel:** During step 3 of the Magic Phase Sequence, each of the Active Player's models with Channel may add X Veil Tokens to the owner's Veil Token Pool. This Universal Rule is cumulative, adding X Veil Tokens of each independent instance of Channel to the model's total Channel value (so e.g. a model with Channel (1) and Channel (2) is treated like a model with Channel (3)).

**Divine Attacks:** Successful Aegis saves taken against the attack must be rerolled.

**Fear:** Units in base contact with one or more enemy models with Fear suffer -1 Discipline. At the start of each Round of Combat, such units must take a Discipline Test, called a Fear Test. If this test is failed, the models in the unit are Shaken until the end of the Round of Combat. Models that have Fear themselves are immune to the effects of Fear.

**Hand Weapon:** All models come equipped with a Hand Weapon as their default equipment. If a model has any Close Combat Weapon other than a Hand Weapon, it cannot choose to use the Hand Weapon (unless specifically stated). Hand Weapons wielded by models on foot can be used alongside a Shield, then giving Parry

**Harnessed:** Model parts with Harnessed cannot make Supporting Attacks and cannot use Weapons. Shooting Weapons carried by model parts with Harnessed can be used by other model parts of the same model (as long as they do not have Harnessed or Inanimate). A model with with at least one model part with Harnessed is considered to be mounted.

**Heavy Armour:** +2 Armor

**Imperial Rocketeer:** Catapult (1) Artillery Weapon:

Range 15-48", Shots 3, Str 5, AP 3, Multiple Wounds (D3), This weapon treats all results on the Misfire Table as Malfunction (each shot can cause a Misfire).

**Light Armour:** Armor +1

**Move or Fire:** The attack may not be used if the attacking model has made an Advance Move, March Move, Reform or Pivot during the current Player Turn.

**Orders:** A Character with Orders may give a single order to a Parent or Support Unit within 8". A General with Orders may instead give a single order to a friendly Parent or Support Unit within the range of its Commanding Presence.

Orders are given at the start of each friendly Player Turn, and their effects last until the end of the next Player Turn. A unit cannot receive the same Order more than once during the same Player turn. Only models of Standard Size are affected.

The available orders are listed below:

- On the Double: The target gains +1 Advance Rate and +4 March Rate.

- Steady Men: The target must roll an additional D6 when taking Discipline Tests and discard the highest D6 rolled. A unit that receives this Order and passes a Rally Test doesn't become Shaken, and the Reform that is made after Rallying doesn't prevent the - unit from moving and/or shooting (but it still counts as having moved for shooting purposes).

- Ready Aim Fire: The target gains Accurate.

- Brace for impact: The target gains Fight in Extra Rank

**Parent Unit:** A unit is considered a Parent Unit if at least half of its models have this Universal Rule. Parent Units treat all Support Units as Insignificant.

Immediately after a Parent Unit passes a Charge Range roll against a non-fleeing enemy unit in the Charge Phase, before performing the Charge Move, any Support Units within 6" of the Parent Unit may perform a support charge. To do so, the Support Unit Declares a Charge against the same enemy unit. Apply all of the usual rules for charging for this out-of-sequence charge (such as Line of Sight, Front Arc, must roll for Charge Range, max one Wheel, etc.), with the exception that the enemy cannot choose a Charge Reaction other than Hold. For the purpose of Charge Moves, treat this as any other case of Combined Charges. When calculating Combat Scores in the following Melee Phase, combine the Rank Bonus of both the Parent Unit and up to one Support Unit that performed a successful support charge (following all normal restrictions), up to a maximum of +6.

**Plate Armour:** +3 Armor

**Scoring:** Units with at least one model with Scoring are considered to be Scoring Units, which are used for winning Secondary Objectives (see section XVI.2 "Scoring Secondary Objectives", page 67). Every army needs a few Scoring units to be able to complete Secondary Objectives, which is why units with Scoring are marked in the Army Books with a special pennant icon:

Scoring can be lost during the game:

- A unit that is Fleeing loses Scoring for as long as it if Fleeing.

- An Ambushing unit that enters the Battlefield on Game Turn 4 or later loses Scoring.

- A unit that has performed a Post-Combat Reform loses Scoring until the start of the following Player Turn.

**Shield:** +1 Armour Hand Weapons wielded by models on foot can be used alongside a Shield, then giving Parry.

**Support Unit:** A unit is considered a Support Unit if at least half of its models have this Universal Rule. Support Units are treated as Insignificant by Parent Units.

Support Units within 6" of at least one Parent Unit gain Fight in Extra Rank and may use Shooting Attacks from the third rank (in addition to the first and second). If the Support Unit has at least one Full Rank, it counts as having the same number of Full Ranks as a Parent Unit within 6" for the purpose of being Steadfast.

During the opponent's Charge Phase, Support Units may perform one of the following actions:

1. Immediately after a Parent Unit within 6" voluntarily chooses a Charge Reaction, the Support Unit may Stand and Shoot as if the enemy had Declared a Charge against them in their current position (apply the normal rules for the Stand and Shoot Charge Reaction).

2. Immediately after all enemy units have completed their Charge Moves, Support Units within 6" of any Parent Unit that was successfully charged in this Phase may counter charge. To do so, choose one enemy unit that successfully charged the Parent Unit and Declare a Charge with the Support Unit.

Apply all of the usual rules for charging for this out-of-sequence charge (such as Line of Sight, Front Arc, must roll Charge Range, max one Wheel, etc.).

When calculating Combat Scores in the following Melee Phase, combine the Rank Bonus of both the Parent Unit and up to one Support Unit that performed a successful counter charge (following all normal restrictions), up to a maximum of +6.

**War Machine:** The model cannot Pursue, Declare Charges or Declare Flee as Charge Reaction. Characters can never join units with War Machines, and Characters with War Machine cannot join units at all.

When a War Machine fails a Panic Test, instead of Fleeing it is Shaken until the end of the next Player Turn. War Machines that fail a Break Test are automatically destroyed. War Machines and units Engaged in Combat with them cannot make Combat Reforms.

When a unit charges a War Machine, it can move into base contact by having its Front Facing contact any point of the War Machine's base (it must still maximise the number of models in base contact, see subsection II.1.A "Bases and Base Contact", page 4 and Figure 1 page 4). No Align Move is allowed. Ignore the War Machine's Facing, as it does not have any due to its round base.

**Wizard Apprentice:** - Knows 1 spell.

- Can select between the Learned Spell 1 of its chosen Path and the Hereditary Spell of its army.

The Wizard selects its spells as described in Spell Selection

## Qr codes of your army

You can print this page to have all your army's units qrcode and cut them to stick them on your units, with them you can directly access to the unit's profile with your phone.

Marshal #1



Prelate #1



Wizard #1



Wizard #2



Heavy Infantry #1



Light Infantry #1



Light Infantry #2



Electoral Cavalry #2



Electoral Cavalry #1



Imperial Guard #1



Knights of the Sun Griffon #1



Imperial Rocketeer #1



Imperial Rocketeer #2

