



VAMPIRE COVENANT

TEST - 1 991 POINTS



565 pts (28.00 %) 555 pts (28.00 %) 345 pts (17.00 %) 0 pts (0.00 %) 526 pts (26.00 %)

Characters **Core** **Special** **The Suffering** **Swift Death**

(40 Max) (25 Least) (0 NoLimit) (20 Max) (30 Max)

Characters



VAMPIRE COUNT #1


Vampire Count - Standard - Infantry - 20x20mm

360 POINTS



Global	Adv	Mar	Dis	Model Rules		
	6"	12"	9	Fear, Fearless, Undead, Autonomous, Awaken, Von Karnstein Bloodline		
Defensive	HP	Def	Res	Arm		
	3	7	5	0 (+1, +2)	Heavy Armour, Shield	
Offensive	Att	Off	Str	Ap	Agi	
Vampire Count	5	7	5	2	7	Vampiric, Hand Weapon


Options | Shield • Heavy Armour • General • The Dead Arise • Von Karnstein Bloodline



NECROMANCER #1

Necromancer - Standard - Infantry - 20x20mm


205 POINTS



Global	Adv	Mar	Dis	Model Rules		
	4"	8"	7	Fearless, Undead, Wizard Apprentice, Gates of the Netherworld		
Defensive	HP	Def	Res	Arm		
	3	3	3	0		
Offensive	Att	Off	Str	Ap	Agi	
Necromancer	1	3	3	0	3	Hand Weapon

Options | Wizard Adept • Evocation


Core



SKELETONS #1

Skeletons x20 - Standard - Infantry - 20x20mm

175 POINTS



Global	Adv	Mar	Dis	Rea	Model Rules	
	4"	8"	4	D6+4	Fearless, Scoring, Undead, Ashes to Ashes	
Defensive	HP	Def	Res	Arm		
	1	2	3	0	Light Armour, Shield	
Offensive	Att	Off	Str	Ap	Agi	
Skeleton	1	2	3	0	2	Spear

Options | Spear • Champion • Musician • Standard Bearer



GHOULS #1

Ghouls x10 - Standard - Infantry - 20x20mm

115 POINTS



Global	Adv	Mar	Dis	Model Rules	
	4"	8"	6	Fearless, Scoring, Undead, Ashes to Ashes	
Defensive	HP	Def	Res	Arm	
	1	3	4	0	
Offensive	Att	Off	Str	Ap	Agi
Ghoul	2	3	3	0	4



BAT SWARMS #1

Bat Swarms x4 - Standard - Beast - 40x40mm

145 POINTS



Global	Adv	Mar	Dis	Model Rules	
	1"	2"	3	Fearless, Fly, Light Troops, Skirmisher, Undead, Ashes to Ashes, Storm of Wings	
	6"	12"			
Defensive	HP	Def	Res	Arm	
	4	3	2	0	Distracting, Hard Target
Offensive	Att	Off	Str	Ap	Agi
Bat Swarm	4	3	2	0	3



ZOMBIES #1

Zombies x20 - Standard - Infantry - 20x20mm

120 POINTS



Global	Adv	Mar	Dis	Rea	Model Rules
	4"	8"	2	2D6+4	Fearless, Scoring, Undead, Ashes to Ashes
Defensive	HP	Def	Res	Arm	
	1	1	3	0	
Offensive	Att	Off	Str	Ap	Agi
Zombie	1	1	3	0	1

Special



BARROW GUARD #1

Barrow Guard x20 - Standard - Infantry - 20x20mm

345 POINTS



Global	Adv	Mar	Dis	Rea	Model Rules
	4"	8"	7	D3+4	Bodyguard, Fearless, Scoring, Undead, Ashes to Ashes
Defensive	HP	Def	Res	Arm	
	1	3	4	0	Heavy Armour
Offensive	Att	Off	Str	Ap	Agi
Barrow Guard	1	3	4	1	3

Options

Great Weapon • Champion • Musician • Standard Bearer

Swift Death



VAMPIRE KNIGHTS #1

Vampire Knights x6 - Standard - Cavalry - 25x50mm

526 POINTS



Global	Adv	Mar	Dis	Rea	Model Rules	
	7"	14"	7	1	Fear, Fearless, Scoring, Undead, Autonomous	
Defensive	HP	Def	Res	Arm		
	2	5	4	2	Heavy Armour, Shield	
Offensive	Att	Off	Str	Ap	Agi	
Knight	2	5	5	2	5	Devastating Charge (+1 Att), Vampiric (6+), Lance
Undead Mount	1	2	3	0	2	Harnessed, Magical Attacks

Options	Champion • Standard Bearer
----------------	----------------------------

Magics

Racial Trait Spell

This spell has a second Boosted version, which is shown using {{this colour-coding}}.

	Casting	Range	Type	Duration
H rep Arise!				
<i>Mf</i>	(4+) {8+ / 11+}	(18") {6" aura / 12" aura}	Augment	Instant
<p><i>When resolving the spell, choose one of the following effects for each target:</i></p> <ul style="list-style-type: none"> • The R&F part of the target Raises a number of Health Points equal to its Reanimated value. • Up to one Character within the target Recovers a number of Health Points equal to its Reanimated value. <p><i>Models with Towering Presence cannot Recover more than 2 Health Points from this spell in a single Magic Phase.</i></p>				



Evocation

		Casting	Range	Type	Duration	Effect
5	Touch of the Reaper	<7+> {9+}	<24"> {18"}	Hex, Missile, Damage, Focused, Direct	Instant	The target suffers 1D3 hits with Strength 10, Armour Penetration 10, and Magical Attacks . When rolling to wound with this attack, use the target's Discipline instead of the target's Resilience.
3	Hasten the Hour	7+ [10+]	24" {18"}	Hex, Damage, Direct	Instant	Choose 1 {up to 3 different} models in the target unit (which may be Characters or Champions). Each of them suffers 1 hit that wounds automatically with Armour Penetration 10 and Magical Attacks.
1	Ancestral Aid	6+ [7+]	12" {18"}	Augment	Last one Turn	The target must reroll failed to-hit rolls with its Close Combat Attacks.
A	Evocation of Souls				Instant	If your Veil Token pool contains less than 3 Veil Tokens, you gain one Veil Token. No more than 1 Veil Token can be gained from this spell each Phase.
6	Danse Macabre	6+ {9+}	18" {9" Aura}	Augment	Instant	The target may perform a 12" {6"} Magical Move and gains Ghost Step during this move.
4	Spectral Blades	5+ {9+}	18"	Augment	Last one Turn	The target must reroll failed to-wound rolls with its Melee Attacks and gains {Lethal Strike}.
2	Whispers of the Veil	8+	24"	Hex	Last one Turn	The target suffers -1 Resilience. In addition, a unit with at least one model affected by one or more instances of the spell suffers -1 Discipline.

Model Rules

Ashes to Ashes: At the end of any phase in which the Master is removed as a casualty, every unit in the army with one or more models with Ashes to Ashes **must** pass a Discipline Test or lose a number of Health Points equal to the amount by which the test was failed, with no saves of any kind allowed. These Health Point losses are allotted following the rules for Unstable, except that they can never be allotted to models that do not have Ashes to Ashes. The number of Health Points lost is reduced by 1 if the unit is within range of Rally Around the Flag. At the end of the Player Turn in which the Master was removed as a casualty, a new Master may be selected. In order to do so, nominate a friendly Wizard Character that either has Vampiric or has chosen Evocation. This Character becomes the new Master. At the start of each friendly Player Turn after the army's Master has been removed as a casualty and no new Master has been selected, every unit with Ashes to Ashes **must** once again pass a Discipline Test or lose Health Points as described above.

Autonomous: Undead units consisting entirely of models with Autonomous may perform March Moves as normal, even when outside the range of Commanding Presence of any friendly models. The unit **must** still pass a Discipline Test in order to do so if within 8" of non-Fleeing enemy units.

Awaken: The model can Raise Health Points above a unit's starting size for the units stated within brackets. However, units cannot be increased beyond twice their starting size or beyond the maximum unit size written in their unit entry. A unit's starting size is the size of the unit as written on the Army List or the size of the unit when it is Summoned.

Bodyguard: When a Character is joined to a unit in which at least one model has Bodyguard, that Character gains Stubborn. When Characters or Character types are stated in brackets, Bodyguard only works for the specified Characters or Character types.

Devastating Charge: Attacks & Weapons, Melee

A charging model part with Devastating Charge, or using a weapon with Devastating Charge, gains the Model Rules and Characteristic modifiers stated in brackets. For example, a charging model part with Devastating Charge (+1 Strength, Poison Attacks) gains +1 Strength and Poison Attacks when it is charging. This rule is cumulative: a model part with several instances of Devastating Charge applies all Attack Attributes and Characteristics modifiers from all of them when charging.

Distracting: Close Combat Attacks allocated towards a model with Distracting suffer a -1 to-hit modifier. This to-hit modifier cannot be combined with any other negative to-hit modifiers.

Extra Support:

Fear: Units in base contact with one or more enemy models with Fear suffer -1 Discipline. At the start of each Round of Combat, such units must take a Discipline Test, called a Fear Test. If this test is failed, the models in the unit are Shaken until the end of the Round of Combat. Models that have Fear themselves are immune to the effects of Fear.

Fearless: If more than half of a unit's models are Fearless, the unit automatically passes Panic Tests and Decimated Tests and cannot declare a Flee Charge Reaction (unless already Fleeing). Models that are Fearless are also immune to the effects of Fear.

Fly: The model gains Light Troops and Swiftstride. Units composed entirely of models with Fly may make Flying Movements when performing a Move Chargers move, an Advance Move, or a March Move. When a unit makes a Flying Movement, substitute its models' Advance Rate with the first value given in brackets (X), and their March Rate with the second value given in brackets (Y). All modifiers to ground movement values are also applied to the flying values of a model. Units using Flying Movement ignore all Terrain Features and units during the Flying Movement (from their starting to their ending position), but must abide by the Unit Spacing rule at the end of the move (unless charging, when the normal exceptions to the Unit Spacing rule apply). They are still affected by the effects of the Terrain Features from which they take off and in which they land.

Gates of the Netherworld: Whenever a model with Gates of the Netherworld successfully casts Arise!, after resolving the spell's effect, choose a friendly unit with a Reanimated value and within 12" of the Caster. This unit, or a single Character inside the unit, Raises 1 Health Point. No unit can be chosen more than twice per Magic Phase by Gates of the Netherworld.

Great Weapon: Attacks made with a Great Weapon gain +2 Strength, +2 Armour Penetration and always strike at Initiative Step 0 (regardless of the wielder's Agility). A model using this weapon cannot simultaneously use a Shield against Melee Attacks

Hand Weapon: All models come equipped with a Hand Weapon as their default equipment. If a model has any Close Combat Weapon other than a Hand Weapon, it cannot choose to use the Hand Weapon (unless specifically stated). Hand Weapons wielded by models on foot can be used alongside a Shield, then giving Parry

Hard Target:

Harnessed: Model parts with Harnessed cannot make Supporting Attacks and cannot use Weapons. Shooting Weapons carried by model parts with Harnessed can be used by other model parts of the same model (as long as they do not have Harnessed or Inanimate). A model with with at least one model part with Harnessed is considered to be mounted.

Heavy Armour: +2 Armor

Lance: Attacks made with a Lance and allocated toward models in the wielders' Front Facing gain Devastating Charge (+2 Strength, +2 Armour Penetration). Infantry cannot use Lances.

Lethal Strike: If the attack wounds with a natural to-wound roll of 6+, its Armour Penetration is set to 10 and the target of the attack cannot take a Regeneration save against it.

Light Armour: Armor +1

Light Troops: Units composed entirely of models with Light Troops are allowed to make any number of Reforms when performing Advance Moves or March Moves. They are allowed to shoot even if they Marched or Reformed. No model can end its movement with its centre further away than its March Rate from its starting position, around any obstructions (including the Unit Spacing rule). This means that when checking the distance travelled by a model, check the path the model would have taken if it was alone, with the exception that the unit as a whole cannot break the Unit Spacing rule while performing the move. If a model performed any action during the movement (such as a Sweeping Attack), the distance moved is counted from its starting position to the point on the Battlefield where it performed that action and then to its final position.

If more than half the models in a unit have Light Troops, the unit always counts as having 0 Full Ranks. Characters with Light Troops that are joined to units with one or more models without Light Troops, lose this rule for as long as they remain with the unit. An Infantry Character joined to an Infantry unit with both Light Troops and the same Size as the Character gains Light Troops for as long as it remains with the unit.

Magical Attacks: The attack doesn't have any special effects. However, it interacts with other rules, such as Otherworldly. Model parts with Magical Attacks apply it also to their Special Attacks (such as Stomp Attacks, Impact Hits and Breath Attack).

Multiple Wounds: Attacks & Weapons, Melee

Unsaved wounds caused by the attacks are multiplied into the value given in brackets (X). If the value is a dice (e.g. Multiple Wounds (D3)), roll one dice for each unsaved wound with Multiple Wounds. The amount of wounds that the attack is multiplied into can never be higher than the Health Points Characteristic of the target (excluding Health Points lost previously in the battle). For example, if a Multiple Wounds (D6) attack wounds a unit of Trolls (HP 3) and rolls a '5' for the multiplier, the number of unsaved wounds is reduced to 3, even if the Troll unit has already lost one or two Health Points previously in battle.

If Clipped Wings is stated after the X value in brackets, any unsaved wound caused by the attack against a model with Fly is multiplied into X+1 instead of X.

Poison Attacks: If the attack successfully hits with a natural to-hit roll of '6', it automatically wounds with no to-wound roll needed. Shooting Attacks using the Hopeless Shot can only automatically wound if the first to-hit roll is a natural '6'. Note that the second to-hit roll must still be successful in order to hit the target. If the attack can be turned into more than one hit (e.g. a hit with Area Attack, Battle Focus, or Penetrating), only a single hit, chosen by the attacker, automatically wounds. All other hits must roll to wound as normal.

Scoring: Units with at least one model with Scoring are considered to be Scoring Units, which are used for winning Secondary Objectives (see section XVI.2 "Scoring Secondary Objectives", page 67). Every army needs a few Scoring units to be able to complete Secondary Objectives, which is why units with Scoring are marked in the Army Books with a special pennant icon:

Scoring can be lost during the game:

- A unit that is Fleeing loses Scoring for as long as it is Fleeing.
- An Ambushing unit that enters the Battlefield on Game Turn 4 or later loses Scoring.
- A unit that has performed a Post-Combat Reform loses Scoring until the start of the following Player Turn.

Shield: +1 Armour Hand Weapons wielded by models on foot can be used alongside a Shield, then giving Parry.

Skirmisher: The model can draw Lines of Sight in any direction (i.e. it is not limited by the Front Arc) from any point on its base (remember that Charge Moves are limited by a single Wheel of no more than 90°, and that Stand and Shoot Charge Reactions can only be done against enemies in the Front Arc) and can always use Shooting Attacks from any rank (they are not limited to shooting from first and second rank).

Units with at least one R&F model with Skirmisher are formed into a skirmish formation. They are not placed in base to base contact with each other. Instead, models are placed with a 12.5 mm distance between them. This gap is considered part of the unit for Cover purposes, and will have the same Size as the models in the unit. Other than this gap between models, units with Skirmisher follow the normal rules for forming units and therefore have a Front, two Flanks, a Rear, can perform Supporting Attacks, and so on. Units in skirmish formation gain Hard Target and Light Troops, never block Line of Sight, and when units in skirmish formation would contribute to Hard Cover, they contribute to Soft Cover instead.

Spear:

Storm of Wings: Enemy units in base contact with one or more models with Storm of Wings suffer -1 Offensive Skill and -1 Defensive Skill.

Undead: The model gains Unstable. Models with Undead cannot perform March Moves, unless their unit starts the March Move within the range of a friendly model's Commanding Presence. The only Charge Reaction a unit with one or more models with Undead can make is Hold.

When units consisting entirely of models with Undead lose Health Points due to Unstable, the number of lost Health Points can be reduced in some situations. Apply the modifiers in the following order:

1. If the unit is Stubborn, halve the number of lost Health Points (round fractions up).
2. If the unit is Steadfast, reduce all lost Health Points above 12 to 12.
3. If the unit receives Rally Around the Flag, reduce the number of lost Health Points with the unit's current Rank Bonus. Units with no Rank Bonus reduce the number of Health Points lost by 1 instead.
4. Apply all other modifiers (from Special Equipment, Model Rules, spells, etc.) afterwards.

Unholy Appetite: After a Round of Combat in which at least one attack with Unholy Appetite caused an unsaved wound, all attacks with Unholy Appetite from models in the same unit **must** reroll failed to-hit rolls until the end of the next Player Turn.

Vampiric: At the end of each Melee Phase, check and resolve the following effects for all models with Vampiric: • **Character** - If at least one attack with Vampiric made by the Character caused an unsaved wound against enemy units, the Character can make a single Vampiric roll. If successful, the Character Recovers a single Health Point. • **R&F model** - If at least one attack with Vampiric made by a R&F model in the unit caused an unsaved wound against enemy units, the unit can make a single Vampiric roll. If successful, the unit Raises a single Health Point. A Vampiric roll is successful if the D6 scores X+, where X is the number stated within brackets. Use only the best value if a unit or Character has multiple parts with this Attack Attribute that each caused unsaved wounds. A roll of '1' on a Vampiric roll is always a failure and a '6' is always a success. Models with Towering Presence suffer a -2 modifier to their Vampiric rolls.

Von Karnstein Bloodline:

Wizard Apprentice: - Knows 1 spell.

- Can select between the Learned Spell 1 of its chosen Path and the Hereditary Spell of its army.

The Wizard selects its spells as described in Spell Selection

.

Qr codes of your army

You can print this page to have all your army's units qrcode and cut them to stick them on your units, with them you can directly access to the unit's profil with your phone.

Skeletons #1



Ghouls #1



Bat Swarms #1



Zombies #1



Vampire Knights #1



Barrow Guard #1



Vampire Count #1



Necromancer #1

