



# EMPIRE OF SONNSTAHL

## LIST EMPIRE DE SONNSTAHL #2 - 3 236 POINTS



665 pts (15.00 %) **1051 pts (23.00 %)** 1152 pts (26.00 %) 290 pts (6.00 %) 549 pts (12.00 %) 0 pts (0.00 %)  
**Characters** **Core** **Special** **Imperial Armoury** **Imperial Auxiliaries** **Sunna's Fury**  
 (40 Max) (25 Least) (0 NoLimit) (20 Max) (35 Max) (30 Max)

### Characters



#### PRELAT

Prelate - Standard - Infantry - 20x20mm

295 POINTS



Global	Adv	Mar	Dis	Model Rules		
	4"	8"	8	Blessings, Channel (1, 1)		
Defensive	HP	Def	Res	Arm		
	3	5	4	0	Heavy Armour	
Offensive	Att	Off	Str	Ap	Agi	
Prelate	2	5	4	1	4	Divine Attacks, Hand Weapon

<b>Options</b>	Great Weapon • Plate Armour • General • Imperial Seal
<b>Notes</b>	Le porteur gagne +3 en Armure et +1 en Discipline. L'unité du porteur ne peut pas déclarer volontairement Fuir comme Réaction à une charge.



#### MAGICIEN

Wizard - Standard - Infantry - 20x20mm

240 POINTS



Global	Adv	Mar	Dis	Model Rules		
	4"	8"	7	Wizard Apprentice		
Defensive	HP	Def	Res	Arm		
	3	3	3	0		
Offensive	Att	Off	Str	Ap	Agi	
Wizard	1	3	3	0	3	Hand Weapon

<b>Options</b>	Cosmology • Wizard Adept • Exemplar's Flame
----------------	---



#### ARTIFICIER

Artificer - Standard - Infantry - 20x20mm

130 POINTS



Global	Adv	Mar	Dis	Model Rules		
	4"	8"	7	Engineer (3+), Master Artificer		
Defensive	HP	Def	Res	Arm		
	2	3	3	0	Light Armour	
Offensive	Att	Off	Str	Ap	Agi	
Artificer	1	3	3	0	3	Hand Weapon

<b>Options</b>	Long Rifle (3+)
----------------	-----------------

### Core



### LANCIERS

Heavy Infantry **x29** - Standard - Infantry - 20x20mm

276 POINTS



Global	Adv	Mar	Dis	Model Rules	
	4"	8"	7	Scoring, Parent Unit	
Defensive	HP	Def	Res	Arm	
	1	3	3	0	Light Armour, Shield
Offensive	Att	Off	Str	Ap	Agi
HeavyInfantry	1	3	3	0	3

<b>Options</b>	Spear • Champion • Musician • Standard Bearer
----------------	---



### EPEISTES

Heavy Infantry support unit **x20** - Standard - Infantry - 20x20mm

165 POINTS



Global	Adv	Mar	Dis	Model Rules	
	4"	8"	7	Scoring, Support Unit	
Defensive	HP	Def	Res	Arm	
	1	3	3	0	Light Armour, Shield
Offensive	Att	Off	Str	Ap	Agi
Infantry support unit	1	3	3	0	3

<b>Options</b>	Musician • Standard Bearer
----------------	----------------------------



### ARBALETRIER

Light Infantry **x12** - Standard - Infantry - 20x20mm

161 POINTS



Global	Adv	Mar	Dis	Model Rules	
	4"	8"	7	Scoring, Support Unit	
Defensive	HP	Def	Res	Arm	
	1	3	3	0	
Offensive	Att	Off	Str	Ap	Agi
Light Infantry	1	3	3	0	3

<b>Options</b>	
----------------	--



### CORPS DE MILICE #1

State Militia **x15** - Standard - Infantry - 20x20mm

180 POINTS



Global	Adv	Mar	Dis	Model Rules	
	4"	8"	6	Light Troops, Reserves	
Defensive	HP	Def	Res	Arm	
	1	3	3	0	
Offensive	Att	Off	Str	Ap	Agi
State Militia	1	3	3	0	3

<b>Options</b>	Musician
----------------	----------



### CAVALERIE IMPERIALE

Knightly Orders **x6** - Standard - Cavalry - 25x50mm


269 POINTS



Global	Adv	Mar	Dis	Model Rules	
--------	-----	-----	-----	-------------	--


<i>Global</i>	<i>Adv</i>	<i>Mar</i>	<i>Dis</i>	<i>Model Rules</i>	
	7"	14"	8	Scoring, Knightly Orders	
<i>Defensive</i>	<i>HP</i>	<i>Def</i>	<i>Res</i>	<i>Arm</i>	
	1	4	3	2	Plate Armour
<i>Offensive</i>	<i>Att</i>	<i>Off</i>	<i>Str</i>	<i>Ap</i>	<i>Agi</i>
<b>Knightly Orders</b>	1	4	4	1	3
<b>Horse</b>	1	3	3	0	3
<b>Harnessed</b>					

<b>Options</b>	Shield • Lance • Musician • Standard Bearer
<b>Special</b>	



**GARDE IMPERIALE #1**  
Imperial Guard x31 - Standard - Infantry - 20x20mm

**477 POINTS**



<i>Global</i>	<i>Adv</i>	<i>Mar</i>	<i>Dis</i>	<i>Model Rules</i>	
	4"	8"	8	Scoring, Parent Unit, Bodyguard	
<i>Defensive</i>	<i>HP</i>	<i>Def</i>	<i>Res</i>	<i>Arm</i>	
	1	4	3	0	Plate Armour
<i>Offensive</i>	<i>Att</i>	<i>Off</i>	<i>Str</i>	<i>Ap</i>	<i>Agi</i>
<b>Imperial Guard</b>	1	4	4	1	3

<b>Options</b>	Champion • Musician • Standard Bearer
----------------	---------------------------------------




**CHEVALIERS DU GRIFFON-SOLEIL**  
Knights of the Sun Griffon x4 - Large - Cavalry - 50x75mm

**405 POINTS**




<i>Global</i>	<i>Adv</i>	<i>Mar</i>	<i>Dis</i>	<i>Model Rules</i>	
	7"	14"	8	Fear, Scoring	
<i>Defensive</i>	<i>HP</i>	<i>Def</i>	<i>Res</i>	<i>Arm</i>	
	3	4	4	1	Plate Armour, Shield
<i>Offensive</i>	<i>Att</i>	<i>Off</i>	<i>Str</i>	<i>Ap</i>	<i>Agi</i>
<b>Knight</b>	1	4	4	1	4
<b>Young Griffon</b>	3	4	5	3	4
<b>Harnessed</b>					

<b>Options</b>	Musician • Standard Bearer • Banner of Discipline
----------------	---



**MACHINE BOUCLIER CABALISTIQUE**  
Arcane Engine - Large - Construct - 50x100mm

**270 POINTS**



<i>Global</i>	<i>Adv</i>	<i>Mar</i>	<i>Dis</i>	<i>Model Rules</i>	
	8"	8"	7	Towering Presence, Channel (1, 1), Swiftstride, Arcane Shield	
<i>Defensive</i>	<i>HP</i>	<i>Def</i>	<i>Res</i>	<i>Arm</i>	
	5	3	5	2	
<i>Offensive</i>	<i>Att</i>	<i>Off</i>	<i>Str</i>	<i>Ap</i>	<i>Agi</i>
<b>Crew</b>	1	3	3	0	3
<b>Horse (2)</b>	1	3	3	0	3
<b>Harnessed</b>					
<b>Chassis</b>		-	5	2	-
<b>Inanimate, Impact Hits (D6, D6)</b>					

**Imperial Armoury**



## LANCE-FUSEES IMPERIAL

Artillery - Standard - Construct - 60mm round

160 POINTS



Global	Adv	Mar	Dis	Model Rules	
	4"	4"	7	War Machine	
Defensive	HP	Def	Res	Arm	
	5	1	4	0	
Offensive	Att	Off	Str	Ap	Agi
Crew	3	3	3	0	3

Move or Fire, Imperial Rocketeer (4+, 4+)

## Imperial Auxiliaries



## REITRES

Reiters x6 - Standard - Cavalry - 25x50mm

208 POINTS



Global	Adv	Mar	Dis	Model Rules	
	8"	16"	7	Feigned Flight, Vanguard, Light Troops	
Defensive	HP	Def	Res	Arm	
	1	3	3	1	
				Light Armour	
Offensive	Att	Off	Str	Ap	Agi
Reiter	1	3	3	0	3
				Fire on Impact!	
Horse	1	3	3	0	3
				Harnessed	

### Options

Brace of Pistols (4+)

## Magics

### Racial Trait Spell

During Spell Selection, if a Wizard from Empire of Sonnstahl either selects the Hereditary Spell or gains it by any other means, it must instead choose a single Path from the ones available to it other than its own chosen Path. The Wizard gains the Learned Spell #1 from that Path.

	Casting	Range	Type	Duration
<b>Liberal Magics</b>				
Mf	-			Remains in play



**Duality:** All Cosmology spells are divided into two versions, representing opposing aspects; Cosmos and Chaos. When casting Cosmology spells, always declare which version of the spell you are using. Whenever the Caster successfully casts a non-Bound Cosmology spell, the next Cosmology spell it attempts to cast has its Casting Value reduced by 1, provided this spell is a Cosmology spell of the opposing aspect.

		Casting	Range	Type	Duration	Effect
1	Altered Sight Cosmos	5+	24"	Augment	Last one Turn	The target gains <b>+1</b> Offensive Skill and <b>+1</b> Defensive Skill, and has its weapons' Aim <b>improved</b> by 1.
1	Altered Sight Chaos	5+	24"	Hex	Last one Turn	The target suffers <b>-1</b> Offensive Skill and <b>-1</b> Defensive Skill, and has its weapons' Aim <b>worsened</b> by 1.
2	Truth of Time Cosmos	5+	24"	Augment	Last one Turn	Rolls for Charge Range, Flee Distance, Pursuit Distance, and Overrun Distance of units with at least one model affected by the spell are subject to two instances of Maximised Roll.
2	Truth of Time Chaos	5+	24"	Hex	Last one Turn	Rolls for Charge Range, Flee Distance, Pursuit Distance, and Overrun Distance of units with at least one model affected by the spell are subject to two instances of Minimised Roll.

		Casting Range	Type	Duration	Effect	
3	Ice and Fire Cosmos	7+	24"	Hex, Missile, Damage	Instant	The target suffers 2D6 hits with Strength 4, Armour Penetration 0, and <b>Magical Attacks</b> . Successful <b>Special Saves</b> against wounds caused by this spell must be rerolled.
3	Ice and Fire Chaos	7+	24"	Hex, Damage, Augment	Instant	The target suffers 2D6 hits with Strength 4 and Armour Penetration 0, and <b>Magical Attacks</b> . Successful <b>Armour Saves</b> against wounds caused by this spell must be rerolled.
4	Perception of Strength Cosmos	8+	24"	Augment	Last one Turn	The target gains <b>+1 Strength</b> and <b>+1 Armour Penetration</b> .
4	Perception of Strength Chaos	8+	24"	Hex	Last one Turn	The target suffers <b>-1 Strength</b> and <b>-1 Armour Penetration</b> .
5	Unity in Divergence Cosmos	10+	24"	Augment	Last one Turn	All models in the target unit <b>gain Aegis (5+)</b> .
5	Unity in Divergence Chaos	10+	24"	Hex, Damage, Direct	Instant	Each model in the target unit <b>suffers a hit with Strength 3, Armour Penetration 0, and Magical Attacks</b> .
6	Truth of Time Cosmos	7+	24"	Augment, Focused	Instant	The target <b>Recovers 1 Health Point</b>
6	Touch the Heart chaos	7+	24"	Hex, Missile, Damage, Focused	Instant	The target suffers <b>1 hit that wounds automatically</b> with Armour Penetration 10 and <b>Magical Attacks</b> .

## Magic items

**Imperial Seal:** The wearer gains +3 Armour and +1 Discipline. The wearer's unit cannot voluntarily declare Flee as a Charge Reaction.

**Exemplar's Flame:** Choose a single Parent Unit after Spell Selection (at step 8 of the Pre-Game Sequence). At the start of any friendly Melee Phase, if the bearer is within 18" of the chosen unit, the owner may choose to discard a single Veil Token from their Veil Token pool to grant all R&F models in the chosen unit **Lethal Strike** and **Magical Attacks** until the end of the phase.

## Magic banners

**Banner of Discipline:** The bearer's unit may reroll failed Panic Tests. If the Battle Standard Bearer or the General is part of the bearer's unit, it automatically passes Panic Tests instead.

## Model Rules

**Arcane Shield:** Universal Rule.

Friendly units within 6" of the model gains Distracting.

The model can cast Perception of Strength from Cosmology as a Bound Spell with Power Level (4/8).

**Blessings:** The model part and all model parts in the same unit, except model parts with Harnessed gain Hatred. The model can cast the following three Bound Spells with Power Level (4/8) with Type: Caster's Unit and Augment, and Duration: Lasts One Turn:

- "Ullor's Blessing"

The target gains Aegis (5+) against Melee Attacks

- "Sunna's Blessing"

The target gains Flaming Attacks. All enemy units in base contact with one or more targets of this spell, when the spell is cast, suffer D6 hits with Strength 4, Armour Penetration 1, Flaming Attacks, and **Magical Attacks**.

- "Volund's Blessing"

The target must reroll failed to-wound rolls with Melee Attacks.

**Bodyguard:** When a Character is joined to a unit in which at least one model has Bodyguard, that Character gains Stubborn. When Characters or Character types are stated in brackets, Bodyguard only works for the specified Characters or Character types.

**Bow:**

**Channel:** During step 3 of the Magic Phase Sequence, each of the Active Player's models with Channel may add X Veil Tokens to the owner's Veil Token Pool. This Universal Rule is cumulative, adding X Veil Tokens of each independent instance of Channel to the model's total Channel value (so e.g. a model with Channel (1) and Channel (2) is treated like a model with Channel (3)).

**Divine Attacks:** Successful Aegis saves taken against the attack must be rerolled.

**Engineer:** Once per Shooting Phase, an unengaged Engineer may select a single War Machine within 6" that has not fired yet to gain the following effects:

- Replace the Aim of one of the War Machine's Artillery Weapons with the value given in brackets (X+).

- You may reroll the roll on the Misfire Table.

- You may reroll the dice (all of them or none) for determining the number of hits of a Flamethrower Artillery Weapon.

**Fear:** Units in base contact with one or more enemy models with Fear suffer -1 Discipline. At the start of each Round of Combat, such units must take a Discipline Test, called a Fear Test. If this test is failed, the models in the unit are Shaken until the end of the Round of Combat. Models that have Fear themselves are immune to the effects of Fear.

**Feigned Flight:** A unit consisting solely of models with Feigned Flight that voluntarily chooses to Flee as a Charge Reaction, and subsequently passes a Rally Test in its next Player Turn, doesn't become Shaken. Furthermore, the Reform that is made after Rallying in this case doesn't prevent the unit from moving nor from shooting (but it still counts as having moved for shooting purposes). This rule cannot be applied if a unit fails to rally on the next friendly Player Turn or involuntarily Flees, such as a result of a failed Panic Test or if it was already Fleeing when being charged.

**Fire on Impact!:** Attack Attribute - Close Combat.

A charging model part with Fire on Impact! using a Pistol, a Brace of Pistols, or a Repeater Pistol always strikes at Initiative Step 10, and has the Strength of its Close Combat Attacks set to 4 and their Armour Penetration set to 2 (regardless of the user's Agility, Strength, and Armour Penetration).

**Hand Weapon:** All models come equipped with a Hand Weapon as their default equipment. If a model has any Close Combat Weapon other than a Hand Weapon, it cannot choose to use the Hand Weapon (unless specifically stated). Hand Weapons wielded by models on foot can be used alongside a Shield, then giving Parry

**Harnessed:** Model parts with Harnessed cannot make Supporting Attacks and cannot use Weapons. Shooting Weapons carried by model parts with Harnessed can be used by other model parts of the same model (as long as they do not have Harnessed or Inanimate). A model with with at least one model part with Harnessed is considered to be mounted.

**Heavy Armour:** +2 Armor

**Impact Hits:** At Initiative Step 10, a charging model part with Impact Hits must choose an enemy unit that is in base contact with the attacking model's Front Facing. This unit suffers a number of hits equal to the value stated in brackets (X). These hits are resolved with the attacking model part's Strength and Armour Penetration.

If a model has both Grind Attacks and Impact Hits, it may only use one of these rules in the same Round of Combat (its controlling player may choose which). In multipart models, only model parts that also have Harnessed or Inanimate can use their Impact Hits. When several models in the same unit have Impact Hits, and when X is a random number (e.g. Impact Hits (D6)), roll for the number of hits separately for each model part.

**Imperial Rocketeer:** Catapult (1) Artillery Weapon:

Range 15-48", Shots 3, Str 5, AP 3, Multiple Wounds (D3), This weapon treats all results on the Misfire Table as Malfunction (each shot can cause a Misfire).

**Inanimate:** Inanimate - Melee

Model parts with Inanimate cannot make Close Combat Attacks and cannot use Shooting Weapons. Shooting Weapons carried by model parts with Inanimate can be used by other model parts of the same model (as long as they do not have Harnessed or Inanimate).

**Knightly Orders:** Universal Rule.

The model gains +1 Defensive Skill, and the Knight gains +1 Offensive Skill, +1 Strength, and +1 Armour Penetration. Knightly Orders cannot take Great Weapons.

**Light Armour:** Armor +1

**Light Troops:** Units composed entirely of models with Light Troops are allowed to make any number of Reforms when performing Advance Moves or March Moves. They are allowed to shoot even if they Marched or Reformed. No model can end its movement with its centre further away than its March Rate from its starting position, around any obstructions (including the Unit Spacing rule). This means that when checking the distance travelled by a model, check the path the model would have taken if it was alone, with the exception that the unit as a whole cannot break the Unit Spacing rule while performing the move. If a model performed any action during the movement (such as a Sweeping Attack), the distance moved is counted from its starting position to the point on the Battlefield where it performed that action and then to its final position.

If more than half the models in a unit have Light Troops, the unit always counts as having 0 Full Ranks. Characters with Light Troops that are joined to units with one or more models without Light Troops, lose this rule for as long as they remain with the unit. An Infantry Character joined to an Infantry unit with both Light Troops and the same Size as the Character gains Light Troops for as long as it remains with the unit.

**Master Artificer:** The Master Artificer may give the Order Ready! Aim! Fire! to a Parent Unit or Support Unit it has joined.

**Move or Fire:** The attack may not be used if the attacking model has made an Advance Move, March Move, Reform or Pivot during the current Player Turn.

**Paired Weapons:** The wielder gains +1 Attack Value when using Paired Weapons. Attacks made with Paired Weapons gain +1 Offensive Skill and ignore Parry. A model using this weapon cannot simultaneously use a Shield against Melee Attacks.

**Parent Unit:** A unit is considered a Parent Unit if at least half of its models have this Universal Rule. Parent Units treat all Support Units as Insignificant.

Immediately after a Parent Unit passes a Charge Range roll against a non-fleeing enemy unit in the Charge Phase, before performing the Charge Move, any Support Units within 6" of the Parent Unit may perform a support charge. To do so, the Support Unit Declares a Charge against the same enemy unit. Apply all of the usual rules for charging for this out-of-sequence charge (such as Line of Sight, Front Arc, must roll for Charge Range, max one Wheel, etc.), with the exception that the enemy cannot choose a Charge Reaction other than Hold. For the purpose of Charge Moves, treat this as any other case of Combined Charges. When calculating Combat Scores in the following Melee Phase, combine the Rank Bonus of both the Parent Unit and up to one Support Unit that performed a successful support charge (following all normal restrictions), up to a maximum of +6.

**Pistol:** Range 12" Shots 1 Strength 4 Armour Penetration 2 QuicktoFire

**Plate Armour:** +3 Armor

**Reserves:** Universal Rule.

The unit is treated as Insignificant by Parent and Support Units

**Scoring:** Units with at least one model with Scoring are considered to be Scoring Units, which are used for winning Secondary Objectives (see section XVI.2 "Scoring Secondary Objectives", page 67). Every army needs a few Scoring units to be able to complete Secondary Objectives, which is why units with Scoring are marked in the Army Books with a special pennant icon:

Scoring can be lost during the game:

- A unit that is Fleeing loses Scoring for as long as it is Fleeing.
- An Ambushing unit that enters the Battlefield on Game Turn 4 or later loses Scoring.
- A unit that has performed a Post-Combat Reform loses Scoring until the start of the following Player Turn.

**Shield:** +1 Armour Hand Weapons wielded by models on foot can be used alongside a Shield, then giving Parry.

**Support Unit:** A unit is considered a Support Unit if at least half of its models have this Universal Rule. Support Units are treated as Insignificant by Parent Units.

Support Units within 6" of at least one Parent Unit gain Fight in Extra Rank and may use Shooting Attacks from the third rank (in addition to the first and second). If the Support Unit has at least one Full Rank, it counts as having the same number of Full Ranks as a Parent Unit within 6" for the purpose of being Steadfast.

During the opponent's Charge Phase, Support Units may perform one of the following actions:

1. Immediately after a Parent Unit within 6" voluntarily chooses a Charge Reaction, the Support Unit may Stand and Shoot as if the enemy had Declared a Charge against them in their current position (apply the normal rules for the Stand and Shoot Charge Reaction).
2. Immediately after all enemy units have completed their Charge Moves, Support Units within 6" of any Parent Unit that was successfully charged in this Phase may counter charge. To do so, choose one enemy unit that successfully charged the Parent Unit and Declare a Charge with the Support Unit. Apply all of the usual rules for charging for this out-of-sequence charge (such as Line of Sight, Front Arc, must roll Charge Range, max one Wheel, etc.). When calculating Combat Scores in the following Melee Phase, combine the Rank Bonus of both the Parent Unit and up to one Support Unit that performed a successful counter charge (following all normal restrictions), up to a maximum of +6.

**Swiftstride:** When a unit composed entirely of models with Swiftstride rolls Charge Range, Flee Distance, Pursuit Distance or Overrun Distance, it rolls an additional D6 (normally this will lead to rolling 3D6) and discards the lowest D6 rolled.

**Towering Presence:** The model gains Tall and can never be joined or join a unit (unless it is a War Platform). A model with Towering Presence increases its Rally Around the Flag and Commanding Presence ranges by 6".

**Vanguard:** After Deployment (including units with Scout), models with Vanguard may perform a 12" move. The move is performed as an Advance Move in the Movement Phase, including any actions and restrictions the unit would normally have (such as Wheeling, Reforming, joining units, leaving units and so on). The 12" distance is used instead of the unit's Advance Rate and March Rate. This move cannot be used to move within 12" of enemy units. This is decreased to 6" for enemy units which have either Scouted or Vanguarded. Units that have moved in this way may not Declare Charges in the first Player Turn (if their side has the first turn). If both players have units with Vanguard, alternate moving units one at a time, starting with the player that finished deploying last. Instead of moving a unit, a player may declare to not move any more Vanguarding units.

**War Machine:** The model cannot Pursue, Declare Charges or Declare Flee as Charge Reaction. Characters can never join units with War Machines, and Characters with War Machine cannot join units at all.

When a War Machine fails a Panic Test, instead of Fleeing it is Shaken until the end of the next Player Turn. War Machines that fail a Break Test are automatically destroyed. War Machines and units Engaged in Combat with them cannot make Combat Reforms.

When a unit charges a War Machine, it can move into base contact by having its Front Facing contact any point of the War Machine's base (it must still maximise the number of models in base contact, see subsection II.1.A "Bases and Base Contact", page 4 and Figure 1 page 4). No Align Move is allowed. Ignore the War Machine's Facing, as it does not have any due to its round base.

**Wizard Apprentice:** - Knows 1 spell.

- Can select between the Learned Spell 1 of its chosen Path and the Hereditary Spell of its army.

The Wizard selects its spells as described in Spell Selection

.

## Qr codes of your army

You can print this page to have all your army's units qrcode and cut them to stick them on your units, with them you can directly access to the unit's profil with your phone.

Prélat



Magicien



Artificier



Lanciers



Epéistes



Arbalétrier



Corps de milice #1



Cavalerie impériale



Garde impériale #1



Chevaliers du Griffon-Soleil



Machine Bouclier cabalistique



Reîtres



Lance-fusées impérial

