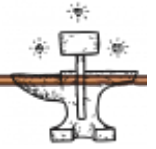




DWARVEN HOLDS

LIST DWARVEN HOLDS (v2021 BETA 2) #2 - 3 367 POINTS



480 pts (11.00 %) **1093 pts (24.00 %)** 1134 pts (25.00 %) 660 pts (15.00 %) 0 pts (0.00 %)
Characters **Core** **Special** **Clans' Thunder** **Engines of War**
 (40 Max) (25 Least) (0 NoLimit) (35 Max) (20 Max)

Characters



KING #2
 King - Standard - Infantry - 20x20mm

215 POINTS



Global	Adv	Mar	Dis	Model Rules		
	3"	9"	10			
Defensive	HP	Def	Res	Arm		
	3	7	5	0	Shield Wall (Ægide, Ægide), Plate Armour	
Offensive	Att	Off	Str	Ap	Agj	
King	4	7	4	1	4	Sturdy, Hand Weapon



RUNIC SMITH #1
 Runic Smith - Standard - Infantry - 20x20mm

155 POINTS



Global	Adv	Mar	Dis	Model Rules		
	3"	9"	9	Channel (1, 1), Rune Craft Mastery		
Defensive	HP	Def	Res	Arm		
	3	5	4	0	Shield Wall (Ægide, Ægide), Magic Resistance (1, 1), Plate Armour	
Offensive	Att	Off	Str	Ap	Agj	
Runic Smith	2	5	4	1	3	Sturdy, Hand Weapon



THANE #1
 Thane - Standard - Infantry - 20x20mm

110 POINTS



Global	Adv	Mar	Dis	Model Rules		
	3"	9"	9			
Defensive	HP	Def	Res	Arm		
	3	6	5	0	Shield Wall, Plate Armour	
Offensive	Att	Off	Str	Ap	Agj	
Thane	3	6	4	1	3	Sturdy, Hand Weapon

Core



GREYBEARDS #1
 Greybeards x29 - Standard - Infantry - 20x20mm

753 POINTS



Global	Adv	Mar	Dis	Model Rules		
	3"	9"	9	Scoring, Fearless, Seen It All		
Defensive	HP	Def	Res	Arm		

<i>Defensive</i>	<i>HP</i>	<i>Def</i>	<i>Res</i>	<i>Arm</i>	
	1	5	4	0	Shield Wall (Ægide, Ægide), Heavy Armour
<i>Offensive</i>	<i>Att</i>	<i>Off</i>	<i>Str</i>	<i>Ap</i>	<i>Agi</i>
Greybeards	1	5	4	1	2 Sturdy

Options | Shield • Throwing Weapons (5+) • Champion • Musician • Standard Bearer • Runic Standard of Swiftess



CLAN WARRIORS #1


Clan Warriors x10 - Standard - Infantry - 20x20mm

170 POINTS



<i>Global</i>	<i>Adv</i>	<i>Mar</i>	<i>Dis</i>	<i>Model Rules</i>	
	3"	9"	9	Scoring	
<i>Defensive</i>	<i>HP</i>	<i>Def</i>	<i>Res</i>	<i>Arm</i>	
	1	4	4	0	Shield Wall (Ægide, Ægide), Heavy Armour
<i>Offensive</i>	<i>Att</i>	<i>Off</i>	<i>Str</i>	<i>Ap</i>	<i>Agi</i>
Clan Warriors	1	4	3	0	2 Sturdy


Options | Shield and Spear



CLAN WARRIORS #4

Clan Warriors x10 - Standard - Infantry - 20x20mm


170 POINTS



<i>Global</i>	<i>Adv</i>	<i>Mar</i>	<i>Dis</i>	<i>Model Rules</i>	
	3"	9"	9	Scoring	
<i>Defensive</i>	<i>HP</i>	<i>Def</i>	<i>Res</i>	<i>Arm</i>	
	1	4	4	0	Shield Wall (Ægide, Ægide), Heavy Armour
<i>Offensive</i>	<i>Att</i>	<i>Off</i>	<i>Str</i>	<i>Ap</i>	<i>Agi</i>
Clan Warriors	1	4	3	0	2 Sturdy

Options | Shield and Spear


Special



SEEKERS #1


Seekers x23 - Standard - Infantry - 20x20mm

567 POINTS



<i>Global</i>	<i>Adv</i>	<i>Mar</i>	<i>Dis</i>	<i>Model Rules</i>	
	3"	9"	10	Unbreakable, Fearless, The bigger they are...	
<i>Defensive</i>	<i>HP</i>	<i>Def</i>	<i>Res</i>	<i>Arm</i>	
	1	4	4	0	Aegis (6+)
<i>Offensive</i>	<i>Att</i>	<i>Off</i>	<i>Str</i>	<i>Ap</i>	<i>Agi</i>
Seekers	1	4	4	1	2 Sturdy, Yer comin' with me!, Weapon Master, Paired Weapons, Great Weapon


Options | Vanguard • Musician



SEEKERS #2

Seekers x23 - Standard - Infantry - 20x20mm

567 POINTS





<i>Global</i>	<i>Adv</i>	<i>Mar</i>	<i>Dis</i>	<i>Model Rules</i>
---------------	------------	------------	------------	--------------------

Global	Adv	Mar	Dis	Model Rules		
	3"	9"	10	Unbreakable, Fearless, The bigger they are...		
Defensive	HP	Def	Res	Arm		
	1	4	4	0	Aegis (6+)	
Offensive	Att	Off	Str	Ap	Agi	
Seekers	1	4	4	1	2	Sturdy, Yer comin' with me!, Weapon Master, Paired Weapons, Great Weapon



Options	Vanguard • Musician
---------	---------------------

Clans' Thunder

	STEAM COPTERS #1 Steam Copters x2 - Standard - Construct - 40x40mm	330 POINTS	
--	--	-------------------	---

Global	Adv	Mar	Dis	Model Rules		
	1"	2"	9	Light Troops, Swiftstride, Tall, Fly (8", 16", 8", 16")		
	8"	16"				
Defensive	HP	Def	Res	Arm		
	3	4	5	3	Cannot be Stomped	
Offensive	Att	Off	Str	Ap	Agi	
Steam Copter	2	4	4	1	2	Forge Repeater (4+, 4+), Shrapnel Bombs

Options	Shrapnel Grenades
---------	-------------------

	STEAM COPTERS #2 Steam Copters x2 - Standard - Construct - 40x40mm	330 POINTS	
--	--	-------------------	---

Global	Adv	Mar	Dis	Model Rules		
	1"	2"	9	Light Troops, Swiftstride, Tall, Fly (8", 16", 8", 16")		
	8"	16"				
Defensive	HP	Def	Res	Arm		
	3	4	5	3	Cannot be Stomped	
Offensive	Att	Off	Str	Ap	Agi	
Steam Copter	2	4	4	1	2	Forge Repeater (4+, 4+), Shrapnel Bombs

Options	Shrapnel Grenades
---------	-------------------

Magics

Magic banners

Runic Standard of Swiftness: The bearer's unit gains Vanguard.

Model Rules

Aegis:

Cannot be Stomped:

Channel: During step 3 of the Magic Phase Sequence, each of the Active Player's models with Channel may add X Veil Tokens to the owner's Veil Token Pool. This Universal Rule is cumulative, adding X Veil Tokens of each independent instance of Channel to the model's total Channel value (so e.g. a model with Channel (1) and Channel (2) is treated like a model with Channel (3)).

Fearless: If more than half of a unit's models are Fearless, the unit automatically passes Panic Tests and Decimated Tests and cannot declare a Flee Charge Reaction (unless already fleeing). Models that are Fearless are also immune to the effects of Fear.

Fly: The model gains Light Troops and Swiftstride. Units composed entirely of models with Fly may make Flying Movements when performing a Move Chargers move, an Advance Move, or a March Move. When a unit makes a Flying Movement, substitute its models' Advance Rate with the first value

given in brackets (X), and their March Rate with the second value given in brackets (Y). All modifiers to ground movement values are also applied to the flying values of a model. Units using Flying Movement ignore all Terrain Features and units during the Flying Movement (from their starting to their ending position), but must abide by the Unit Spacing rule at the end of the move (unless charging, when the normal exceptions to the Unit Spacing rule apply). They are still affected by the effects of the Terrain Features from which they take off and in which they land.

Forge Repeater: Shooting Weapon.

Range 18", Shots 4, Str 5, AP 2, Flaming Attacks, Quick to Fire.

Great Weapon: Attacks made with a Great Weapon gain +2 Strength, +2 Armour Penetration and always strike at Initiative Step 0 (regardless of the wielder's Agility). A model using this weapon cannot simultaneously use a Shield against Melee Attacks

Hand Weapon: All models come equipped with a Hand Weapon as their default equipment. If a model has any Close Combat Weapon other than a Hand Weapon, it cannot choose to use the Hand Weapon (unless specifically stated). Hand Weapons wielded by models on foot can be used alongside a Shield, then giving Parry

Heavy Armour: +2 Armor

Light Troops: Units composed entirely of models with Light Troops are allowed to make any number of Reforms when performing Advance Moves or March Moves. They are allowed to shoot even if they Marched or Reformed. No model can end its movement with its centre further away than its March Rate from its starting position, around any obstructions (including the Unit Spacing rule). This means that when checking the distance travelled by a model, check the path the model would have taken if it was alone, with the exception that the unit as a whole cannot break the Unit Spacing rule while performing the move. If a model performed any action during the movement (such as a Sweeping Attack), the distance moved is counted from its starting position to the point on the Battlefield where it performed that action and then to its final position.

If more than half the models in a unit have Light Troops, the unit always counts as having 0 Full Ranks. Characters with Light Troops that are joined to units with one or more models without Light Troops, lose this rule for as long as they remain with the unit. An Infantry Character joined to an Infantry unit with both Light Troops and the same Size as the Character gains Light Troops for as long as it remains with the unit.

Magic Resistance:

Paired Weapons: The wielder gains +1 Attack Value when using Paired Weapons. Attacks made with Paired Weapons gain +1 Offensive Skill and ignore Parry. A model using this weapon cannot simultaneously use a Shield against Melee Attacks.

Plate Armour: +3 Armor

Rune Craft Mastery: Close Combat Attacks from models in the same unit as one or more models with Rune Craft Mastery gain +1 Armour Penetration. Each Runic Smith may select up to three different Battle Runes during Spell Selection, provided it paid for them.

Scoring: Units with at least one model with Scoring are considered to be Scoring Units, which are used for winning Secondary Objectives (see section XVI.2 "Scoring Secondary Objectives", page 67). Every army needs a few Scoring units to be able to complete Secondary Objectives, which is why units with Scoring are marked in the Army Books with a special pennant icon:

Scoring can be lost during the game:

- A unit that is Fleeing loses Scoring for as long as it is Fleeing.
- An Ambushing unit that enters the Battlefield on Game Turn 4 or later loses Scoring.
- A unit that has performed a Post-Combat Reform loses Scoring until the start of the following Player Turn.

Seen It All: Friendly units within 6" of a Greybeards unit may reroll failed Panic Tests and Decimated Tests.

Shield Wall: When using a Shield, the model gains Aegis (6+, against Close Combat Attacks). This is improved to Aegis (5+, against Close Combat Attacks) if the attacker is Charging. This Special Save can only be used against attacks from enemies Engaged in the model's unit's Front Facing.

Shrapnel Bombs: Special Attack.

Sweeping Attack.

The enemy unit suffers D6*2 hits with Strength 3 and Armour Penetration 1. If a natural '6' is rolled for the number of hits, after the attack has been resolved, the Shrapnel Bombs cannot be used anymore during this battle.

Sturdy: Melee.

The model gains Devastating Charge (+1 Str, +1 AP) and it does not suffer from negative to-hit modifiers from a Stand and Shoot Charge Reaction.

Swiftstride: When a unit composed entirely of models with Swiftstride rolls Charge Range, Flee Distance, Pursuit Distance or Overrun Distance, it rolls an additional D6 (normally this will lead to rolling 3D6) and discards the lowest D6 rolled.

Tall:

The bigger they are...: When Charging a unit that contains at least one Large or Gigantic model, the model gains Swiftstride for the Charge Range roll.

Unbreakable: The model gains Fearless and its unit automatically passes all Break Tests. Characters with Unbreakable can only join units consisting entirely of models with Unbreakable. Units with one or more models with Unbreakable can only be joined by Characters with Unbreakable.

Weapon Master:

Yer comin' with me!: Close Combat.

In order to use this Attack Attribute, the unit must be at least as wide as it is deep at the start of the Round of Combat.

Close Combat Attacks made by models with this Attack Attribute can never wound on worse than 4+. In addition, when a model with this Attack Attribute is removed as a casualty during the Melee Phase due to an enemy Melee Attack, it must immediately, before removal, perform a single Close Combat Attack with the following rules and restrictions:

- The attack is always resolved with Strength 5 and Armour Penetration 2.
- The owner must choose one of the following options:

(1) The attack is allocated towards the model that caused the casualty.

(2) The attack is allocated towards a R&F model in that model's unit. The hit is distributed onto the unit.

In either case, the model with 'Yer comin' with me!' is considered in base contact with the attacked model, and the models count as Engaged in the same Facing as their units.

- This Attack Attribute cannot be used against casualties caused by Impact Hits.

Qr codes of your army

Your can print this page to have all your army's units qrcode and cut them to stick them on your units, with them you can directly access to the unit's profil with your phone.

King #2



Runic Smith #1



Thane #1



Greybeards #1



Clan Warriors #1



Clan Warriors #4



Seekers #1



Seekers #2



Steam Copters #1



Steam Copters #2

