



ORCS AND GOBLINS

UBS 7 - 7 554 POINTS



875 pts (19.00 %) 1134 pts (25.00 %) 1375 pts (31.00 %) 660 pts (15.00 %) 450 pts (10.00 %)
Characters **Core** **Special** **Death from Above** **Big 'n Nasty**
 (40 Max) (25 Least) (0 NoLimit) (15 Max) (30 Max)

Characters

ORC SHAMAN #1

Orc Shaman - Standard - Infantry - 25x25mm

480 POINTS

Global	Adv	Mar	Dis	Model Rules	
	4"	8"	8	Wizard Apprentice	
Defensive	HP	Def	Res	Arm	
	3	2	4	0	Aegis
Offensive	Att	Off	Str	Ap	Agi
Common Orc Shaman	2	3	4	1	2

Born to Fight, Feral Orc, Hand Weapon

Options	Shamanism • Paired Weapons • General • Wizard Master • Feral Orc • Skull Fetish
----------------	---

GOBLIN WITCH DOCTOR #1

Goblin Witch Doctor - Standard - Infantry - 20x20mm

395 POINTS

Global	Adv	Mar	Dis	Model Rules	
	4"	8"	6	Wizard Apprentice, Insignificant	
Defensive	HP	Def	Res	Arm	
	3	2	3	0	
Offensive	Att	Off	Str	Ap	Agi
Common Goblin Witch Doctor	1	2	3	0	3

Common Goblin, Hand Weapon

Options	Thaumaturgy • Wizard Master • Common Goblin • Sceptre of Power
----------------	--

Core

30 GOBE NUT

Cave Goblins x30 - Standard - Infantry - 20x20mm

395 POINTS

Global	Adv	Mar	Dis	Model Rules	
	4"	8"	5	Scoring, Insignificant	
Defensive	HP	Def	Res	Arm	
	1	2	3	0	
Offensive	Att	Off	Str	Ap	Agi
Cave Goblin	1	2	3	0	3

Cave Goblin

MOUNT MAD GIT

Global	Adv	Mar	Dis	Model Rules	
	2D6"	-"	5	Fearless, Shambolic, Running Amok!!, Surprise! , Random Movement (2D6, 2D6), Ricochet (D6, D6), Insignificant	
Defensive	HP	Def	Res	Arm	

<i>Defensive</i>	<i>HP</i>	<i>Def</i>	<i>Res</i>	<i>Arm</i>	
	1	0	3	0	Hard Target (1, 1)
<i>Offensive</i>	<i>Att</i>	<i>Off</i>	<i>Str</i>	<i>Ap</i>	<i>Agi</i>
Mad Git	-	0	5	3	3 Cave Goblin


Options | Champion • Musician • Standard Bearer • Mad Git x2 • Nets • Shield • Banner of the Relentless Company



ORQUES SAUVAGES


Feral Orcs x21 - Standard - Infantry - 25x25mm

344 POINTS



<i>Global</i>	<i>Adv</i>	<i>Mar</i>	<i>Dis</i>	<i>Model Rules</i>	
	4"	8"	7	Scoring, Frenzy	
<i>Defensive</i>	<i>HP</i>	<i>Def</i>	<i>Res</i>	<i>Arm</i>	
	1	2	4	0	Aegis (6+)
<i>Offensive</i>	<i>Att</i>	<i>Off</i>	<i>Str</i>	<i>Ap</i>	<i>Agi</i>
Feral Orc	1	3	3	0	2 Battle Focus, Born to Fight, Feral Orc


Options | May take a Mammoth Stabber • Paired Weapons • Champion • Musician • Standard Bearer • Banner of the Relentless Company




CAVE GOBLINS #3

Cave Goblins x30 - Standard - Infantry - 20x20mm

395 POINTS



<i>Global</i>	<i>Adv</i>	<i>Mar</i>	<i>Dis</i>	<i>Model Rules</i>	
	4"	8"	5	Scoring, Insignificant	
<i>Defensive</i>	<i>HP</i>	<i>Def</i>	<i>Res</i>	<i>Arm</i>	
	1	2	3	0	
<i>Offensive</i>	<i>Att</i>	<i>Off</i>	<i>Str</i>	<i>Ap</i>	<i>Agi</i>
Cave Goblin	1	2	3	0	3 Cave Goblin




MOUNT MAD GIT

<i>Global</i>	<i>Adv</i>	<i>Mar</i>	<i>Dis</i>	<i>Model Rules</i>	
	2D6"	-"	5	Fearless, Shambolic, Running Amok!!, Surprise! , Random Movement (2D6, 2D6), Ricochet (D6, D6), Insignificant	
<i>Defensive</i>	<i>HP</i>	<i>Def</i>	<i>Res</i>	<i>Arm</i>	
	1	0	3	0	Hard Target (1, 1)
<i>Offensive</i>	<i>Att</i>	<i>Off</i>	<i>Str</i>	<i>Ap</i>	<i>Agi</i>
Mad Git	-	0	5	3	3 Cave Goblin

Options | Champion • Musician • Standard Bearer • Mad Git x2 • Nets • Shield • Banner of the Relentless Company


Special



IRON ORCS #1

Iron Orcs x15 - Standard - Infantry - 25x25mm

315 POINTS



<i>Global</i>	<i>Adv</i>	<i>Mar</i>	<i>Dis</i>	<i>Model Rules</i>	
	4"	8"	8	Scoring, Fearless, Bodyguard	
<i>Defensive</i>	<i>HP</i>	<i>Def</i>	<i>Res</i>	<i>Arm</i>	
	1	5	4	0	Plate Armour, Shield
<i>Offensive</i>	<i>Att</i>	<i>Off</i>	<i>Str</i>	<i>Ap</i>	<i>Agi</i>

<i>Offensive</i>	<i>Att</i>	<i>Off</i>	<i>Str</i>	<i>Ap</i>	<i>Agi</i>	
Iron Orcs	1	5	4	1	2	Born to Fight, Weapon Master, Iron Orc, Paired Weapons, Great Weapon

Options	Musician
----------------	----------



	GNASHER HERD #1 Gnasher Herd x40 - <i>Standard</i> - <i>Beast</i> - 20x20mm	530 POINTS	
--	--	-------------------	---

<i>Global</i>	<i>Adv</i>	<i>Mar</i>	<i>Dis</i>	<i>Model Rules</i>		
	5"	10"	5	Fearless, Oi it bites!, Insignificant		
<i>Defensive</i>	<i>HP</i>	<i>Def</i>	<i>Res</i>	<i>Arm</i>		
	1	4	3	0		
<i>Offensive</i>	<i>Att</i>	<i>Off</i>	<i>Str</i>	<i>Ap</i>	<i>Agi</i>	
Gnasher	2	4	5	2	4	They're Everywhere!



	GNASHER HERD #3 Gnasher Herd x40 - <i>Standard</i> - <i>Beast</i> - 20x20mm	530 POINTS	
--	--	-------------------	---

<i>Global</i>	<i>Adv</i>	<i>Mar</i>	<i>Dis</i>	<i>Model Rules</i>		
	5"	10"	5	Fearless, Oi it bites!, Insignificant		
<i>Defensive</i>	<i>HP</i>	<i>Def</i>	<i>Res</i>	<i>Arm</i>		
	1	4	3	0		
<i>Offensive</i>	<i>Att</i>	<i>Off</i>	<i>Str</i>	<i>Ap</i>	<i>Agi</i>	
Gnasher	2	4	5	2	4	They're Everywhere!

Death from Above

	SKEWERER #1 Skewerer - <i>Standard</i> - <i>Construct</i> - 60mm round	90 POINTS	
--	--	------------------	---

<i>Global</i>	<i>Adv</i>	<i>Mar</i>	<i>Dis</i>	<i>Model Rules</i>		
	4"	4"	6	War Machine, Insignificant		
<i>Defensive</i>	<i>HP</i>	<i>Def</i>	<i>Res</i>	<i>Arm</i>		
	5	1	4	0	Light Armour	
<i>Offensive</i>	<i>Att</i>	<i>Off</i>	<i>Str</i>	<i>Ap</i>	<i>Agi</i>	
Goblin Crew	3	2	3	0	2	Move or Fire, Common Goblin, Ballista (4+, 4+)

	SKEWERER #2 Skewerer - <i>Standard</i> - <i>Construct</i> - 60mm round	90 POINTS	
--	--	------------------	---

<i>Global</i>	<i>Adv</i>	<i>Mar</i>	<i>Dis</i>	<i>Model Rules</i>		
	4"	4"	6	War Machine, Insignificant		
<i>Defensive</i>	<i>HP</i>	<i>Def</i>	<i>Res</i>	<i>Arm</i>		
	5	1	4	0	Light Armour	
<i>Offensive</i>	<i>Att</i>	<i>Off</i>	<i>Str</i>	<i>Ap</i>	<i>Agi</i>	
Goblin Crew	3	2	3	0	2	Move or Fire, Common Goblin, Ballista (4+, 4+)



GREENHIDE CATAPULTS #2

Greenhide Catapult - Large - Construct - 75mm round

160 POINTS



Global	Adv	Mar	Dis	Model Rules		
	4"	4"	7	War Machine		
Defensive	HP	Def	Res	Arm		
	6	1	4	0	Light Armour	
Offensive	Att	Off	Str	Ap	Agi	
Goblin Crew	3	2	3	0	2	Move or Fire, Common Goblin, Git Launcher (4+, 4+)
Orc Overseer	1	3	3	0	2	Move or Fire

Options	Orc Overseer • Splatterer (4+)
---------	--------------------------------



GREENHIDE CATAPULTS #3

Greenhide Catapult - Large - Construct - 75mm round

160 POINTS



Global	Adv	Mar	Dis	Model Rules		
	4"	4"	7	War Machine		
Defensive	HP	Def	Res	Arm		
	6	1	4	0	Light Armour	
Offensive	Att	Off	Str	Ap	Agi	
Goblin Crew	3	2	3	0	2	Move or Fire, Common Goblin, Git Launcher (4+, 4+)
Orc Overseer	1	3	3	0	2	Move or Fire

Options	Orc Overseer • Splatterer (4+)
---------	--------------------------------



GREENHIDE CATAPULTS #4

Greenhide Catapult - Large - Construct - 75mm round

160 POINTS



Global	Adv	Mar	Dis	Model Rules		
	4"	4"	7	War Machine		
Defensive	HP	Def	Res	Arm		
	6	1	4	0	Light Armour	
Offensive	Att	Off	Str	Ap	Agi	
Goblin Crew	3	2	3	0	2	Move or Fire, Common Goblin, Git Launcher (4+, 4+)
Orc Overseer	1	3	3	0	2	Move or Fire

Options	Orc Overseer • Splatterer (4+)
---------	--------------------------------

Big 'n Nasty



GREAT GREEN IDOL #1

Great Green Idol - Gigantic - Infantry - 100x100mm

450 POINTS



Global	Adv	Mar	Dis	Model Rules	
	6"	12"	8	Fearless, Supernal, Smash 'Em Flat	
Defensive	HP	Def	Res	Arm	
	6	2	8	3	

<i>Offensive</i>	<i>Att</i>	<i>Off</i>	<i>Str</i>	<i>Ap</i>	<i>Agi</i>	
Great Green Idol	3	2	6	3	2	Impact Hits (D3, D3), Crush Attack

Options	Battle Standard Bearer
----------------	------------------------

Magics

Racial Trait Spell

	Casting	Range	Type	Duration
Bring the Pain				
<i>Mf</i>	8+	18"	Hex	Last one Turn
<i>Failed to-hit rolls with Close Combat Attacks against the target must be rerolled.</i>				



Shamanism

		Casting	Range	Type	Duration	Effect
6	Break the Spirit	9+ [11+]	18" [36"]	Hex	Last one Turn	The target suffers a -1 to-hit modifier, and treats all Terrain (including Open Terrain) as Dangerous Terrain (2).
1	Awaken the Beast	5+ [7+]	18"	Augment	Last one Turn	The target gains +1 Strength and +1 Armour Penetration [+1 Resilience].
3	Savage Fury	5+ [8+]	12" [24"]	Universal	Last one Turn	The target gains Frenzy and Battle Focus.
2	Swarm of Insects	5+ [8+]	24" [48"]	Hex, Missile, Damage	Permanent	Immediately after successfully casting this spell, the target suffers 5D6 hits with Strength 1, Armour Penetration 0, and Magical Attacks. If one or more unsaved wounds are caused, the target suffers -1 to hit with its Shooting Attacks. This spell is immediately ended when the target performs an Advance, March, Charge, Failed Charge, or Pursuit Move.
A	Scarification		Caster		Last one Turn	Melee Attacks against the target can never wound on better than 5+.
5	Totemic Summon	10+ [12+]	96"	Ground	Instant	Summon a Totemic Beast (profile below). It must be placed within 1" [10"] of the Board Edge. Totemic Beast (for Totemic Summon) single model Size Large Type Beast Base 40x40 mm Global Adv Mar Dis Model Rules 3D6" - 7 Fearless, Random Movement (3D6") Defensive HP Def Res Arm 3 3 5 - Offensive Att Off Str AP Agi 4 3 5 2 3 Breath Attack (Str 3, AP 0)
4	Chilling Howl	6+ [10+]	36"	Hex	Last one Turn	All units within 6" [12"] of the target when the spell is cast suffer a -1 to-wound modifier on their Shooting [Ranged] Attacks [including effects of spells cast while affected by spell effects].



Thaumaturgy

Judgement on High: When casting non-Bound Spells from this Path, all Magic Dice that result in '1' must be rerolled. Dice causing a Miscast cannot be rerolled. If a Caster Miscasts when casting a spell from this Path, add a +1 Miscast Modifier.

		Casting	Range	Type	Duration	Effect
5	Wrath of God	12+	96"	Ground	Permanent	Place a counter on the target point. At the end of each subsequent Magic Phase roll a D6; if 1-3 is rolled, add another counter on the same point. If 4-6 is rolled, each unit within (2D6+X)", where X is equal to the number of counters, suffers 2D6 hits with Strength 5, Armour Penetration 2, and Magical Attacks. If a unit fails a Panic Test forced by the spell, it flees directly away from the marked point. The spell then ends, remove all counters.

		<i>Casting</i>	<i>Range</i>	<i>Type</i>	<i>Duration</i>	<i>Effect</i>
4	Cleansing Fire	5+ [8+]	Caster [18"]	[Augment], Focused	Instant	The target gains Breath Attack (Strength D3+2, Armour Penetration 1, Magical Attacks). (Roll the D3 immediately after successfully casting this spell.) [This spell may only target Characters, Champions, and single model units.]
6	Trial of Faith	7+ [10+]	12" [18"]	Hex, Missile, Damage, Focused, Direct	Instant	The Caster rolls D3+1 and the target rolls D3. If the Caster's roll is higher, the target suffers a number of hits equal to the difference between their respective rolls. These hits wound automatically with Armour Penetration 10 and Magical Attacks.
2	Smite the Unbeliever	6+ [9+]	24"	Hex	Last one Turn	Immediately after successfully casting this spell, roll a D6. [Choose which effect to apply when casting the spell.] - If 1-3 is rolled, the target suffers -1 Resilience. - If 4-6 is rolled, the target suffers -1 Strength and -1 Armour Penetration.
1	Hand of Heaven	5+ [8+]	24"	Hex, Missile, Damage	Last one Turn	The target suffers D6 [D6+1] hits with Strength D6 [D6+1], Armour Penetration 2 [3], and Magical Attacks.
3	Speaking in Tongues	7+ [7+]	18"	Hex	Last one Turn	Units with at least one model affected by the spell cannot benefit from Commanding Presence [Rally around the Flag].

Magic items

Skull Fetish: At the start of any friendly Magic Phase, add X Veil Tokens to your pool, where X is the number of friendly units Engaged in Combat minus the number of friendly Fleeing units. You cannot gain more than 3 Veil Tokens this way. These tokens are in addition to Veil Tokens gained from other sources. The Skull Fetish can never cause a loss of Veil Tokens.

Sceptre of Power: One use only. A Wizard with this Artefact may add a single Magic Dice from its Magic Dice pool to one of its casting rolls or dispelling rolls, after seeing the casting or dispelling roll (note that casting rolls cannot exceed the limit of max 5 Magic Dice).

Magic banners

Banner of the Relentless Company: One use only. May be activated during the owner's Movement Phase. All Infantry models in the bearer's unit always have March Rate 15", until the end of the Player Turn. Only a single Banner of the Relentless Company may be activated during the same phase.

Model Rules

Aegis:

Ballista: Artillery Weapon.

Range 48", Shots 1, Str 3[6], AP 10, [Multiple Wounds (D3)], Area Attack (5x1).

Battle Focus: If the attack hits with a natural to-hit roll of '6', the attack causes two hits instead of one.

Bodyguard: When a Character is joined to a unit in which at least one model has Bodyguard, that Character gains Stubborn. When Characters or Character types are stated in brackets, Bodyguard only works for the specified Characters or Character types.

Born to Fight: Close Combat.

The model part's Close Combat Attacks gain +1 Strength and +1 Armour Penetration during a Round of Combat

- If it is the First Round of Combat.
- Or if the model part's unit is Steadfast at the start of the Round of Combat.

Bow:

Cave Goblin: The model gains Insignificant.

Common Goblin: The model gains Insignificant.

Common Orc: The model part gains Born to Fight.

Crush Attack:

Devastating Charge: Attacks & Weapons, Melee

A charging model part with Devastating Charge, or using a weapon with Devastating Charge, gains the Model Rules and Characteristic modifiers stated in brackets. For example, a charging model part with Devastating Charge (+1 Strength, Poison Attacks) gains +1 Strength and Poison Attacks when it is charging. This rule is cumulative: a model part with several instances of Devastating Charge applies all Attack Attributes and Characteristics modifiers from all of them when charging.

Fearless: If more than half of a unit's models are Fearless, the unit automatically passes Panic Tests and Decimated Tests and cannot declare a Flee Charge Reaction (unless already Fleeing). Models that are Fearless are also immune to the effects of Fear.

Feral Orc: The model part gains Born to Fight and Battle Focus. The model gains Frenzy, Fearless, and Aegis (6+).

Frenzy: A unit with at least half its models with Frenzy cannot choose Flee as Charge Reaction, and when taking Discipline Tests, apply the following:

- If it is a Panic Test, Decimated Test or Fear Test: the unit gains +2 Discipline.
- If it is a Break Test, roll the test as normal.
- If it is anyother Discipline Test, the unit suffers -2Discipline.

At the start of the Charge Phase, each of your units with at least one model with Frenzy that could Declare a Charge against an enemy unit within the unit's Advance Rate +7" (using the lowest Advance Rate among the unit's models; if a model has more than 1 Advance Rate available, use the highest

one) must take a Discipline Test, called a Frenzy Test. If the test is failed, the whole unit must Declare a Charge this Player Turn. Note that Characters are never forced to charge out of their units.

Giant See, Giant Do: Universal Rule.

The model gains Born to Fight.

Git Launcher: Catapult Artillery Weapon.

Range 12-60", Shots 1, Str 5, AP 4.

This weapon follows the rules for Catapult Artillery Weapons with the following exceptions: if the weapon hits (including with a Partial Hit), instead of causing a hit with Area Attack, the unit suffers D3+1 hits with the weapon's profile. In case of a Partial Hit, neither the number of hits nor their Strength and Armour Penetration are reduced.

Great Weapon: Attacks made with a Great Weapon gain +2 Strength, +2 Armour Penetration and always strike at Initiative Step 0 (regardless of the wielder's Agility). A model using this weapon cannot simultaneously use a Shield against Melee Attacks

Hand Weapon: All models come equipped with a Hand Weapon as their default equipment. If a model has any Close Combat Weapon other than a Hand Weapon, it cannot choose to use the Hand Weapon (unless specifically stated). Hand Weapons wielded by models on foot can be used alongside a Shield, then giving Parry

Hard Target:

Harnessed: Model parts with Harnessed cannot make Supporting Attacks and cannot use Weapons. Shooting Weapons carried by model parts with Harnessed can be used by other model parts of the same model (as long as they do not have Harnessed or Inanimate). A model with with at least one model part with Harnessed is considered to be mounted.

Impact Hits: At Initiative Step 10, a charging model part with Impact Hits must choose an enemy unit that is in base contact with the attacking model's Front Facing. This unit suffers a number of hits equal to the value stated in brackets (X). These hits are resolved with the attacking model part's Strength and Armour Penetration.

If a model has both Grind Attacks and Impact Hits, it may only use one of these rules in the same Round of Combat (its controlling player may choose which). In multipart models, only model parts that also have Harnessed or Inanimate can use their Impact Hits. When several models in the same unit have Impact Hits, and when X is a random number (e.g. Impact Hits (D6)), roll for the number of hits separately for each model part.

Inanimate: Inanimate - Melee

Model parts with Inanimate cannot make Close Combat Attacks and cannot use Shooting Weapons. Shooting Weapons carried by model parts with Inanimate can be used by other model parts of the same model (as long as they do not have Harnessed or Inanimate).

Insignificant:

Iron Orc: The model part gains Born to Fight and Weapon Master. The model gains Fearless.

Lance: Attacks made with a Lance and allocated toward models in the wielders' Front Facing gain Devastating Charge (+2 Strength, +2 Armour Penetration). Infantry cannot use Lances.

Light Armour: Armor +1

Light Lance:

Light Troops: Units composed entirely of models with Light Troops are allowed to make any number of Reforms when performing Advance Moves or March Moves. They are allowed to shoot even if they Marched or Reformed. No model can end its movement with its centre further away than its March Rate from its starting position, around any obstructions (including the Unit Spacing rule). This means that when checking the distance travelled by a model, check the path the model would have taken if it was alone, with the exception that the unit as a whole cannot break the Unit Spacing rule while performing the move. If a model performed any action during the movement (such as a Sweeping Attack), the distance moved is counted from its starting position to the point on the Battlefield where it performed that action and then to its final position.

If more than half the models in a unit have Light Troops, the unit always counts as having 0 Full Ranks. Characters with Light Troops that are joined to units with one or more models without Light Troops, lose this rule for as long as they remain with the unit. An Infantry Character joined to an Infantry unit with both Light Troops and the same Size as the Character gains Light Troops for as long as it remains with the unit.

Look At 'Em Go!: Universal Rule.

After contacting a unit for the first time, a Gnasher Wrecking Team gains Running Amok!! for the remainder of the game.

Move or Fire: The attack may not be used if the attacking model has made an Advance Move, March Move, Reform or Pivot during the current Player Turn.

Oi it bites!: Units with model with Oi it bites! cannot be joined by Characters.

Paired Weapons: The wielder gains +1 Attack Value when using Paired Weapons. Attacks made with Paired Weapons gain +1 Offensive Skill and ignore Parry. A model using this weapon cannot simultaneously use a Shield against Melee Attacks.

Plate Armour: +3 Armor

Rage: Attack Attribute - Close Combat.

Whenever the model loses a Health Point, it gains +1 Attack Value. Whenever it gains a Health Point, it suffers -1 Attack Value.

Random Movement: The unit cannot Declare Charges and cannot move normally (Advance, March, Reform) in the Movement Phase (which also means they cannot perform Magical Moves). The model loses Swiftstride (and can never gain it), but always charges, Flees, Pursues and Overruns the distance stated in brackets.

In the Movement Phase, at the end of step 2 of the the it with Random Movement moves using the rules for Pursuing units, except that they can freely choose which direction to rotate towards before rolling the Pursuit Distance, cannot move off the Board Edge and only take Dangerous Terrain Tests if they actually charge an enemy unit (they still test as normal when Fleeing, Pursuing a Broken enemy or Overrunning).

Whenever a unit with Random Movement needs a March Rate (e.g. when Post-Combat Reforming), use the potential maximum value of X as its March Rate.

Characters with Random Movement can only join units with Random Movement (by moving into contact with them during the Movement Phase or by being deployed inside), and units with Random Movement can only be joined by Characters with Random Movement. Units with Random Movement cannot enter Buildings. If a unit has several sets of Random Movement, use the one with the lowest average (in case of a tie, you may choose which version to use). A model with Random Movement cannot move in the same phase as it arrives on the Battlefield as Reinforcement (Dawn Assault) or Ambusher.

Ricochet: Models with Ricochet cannot Charge enemy units and can move through all units (friend and foe) as if they were Open Terrain. If its move is ended in contact with another unit, or within 1" of a unit that it has moved through, its move distance is extended; keep moving the model in the same direction (still moving through other units) until it can be placed 1" away from all other units. If, after an extended move, the model would end up within 1" of Impassable Terrain or in contact with the Board Edge, immediately remove the model as a casualty. If there is no legal position where it follows the Unit Spacing rule when backtracking the model's move (based on the rules for Random Movement), immediately remove the model as a casualty.

If a unit's Unit Boundary is contacted by a Ricochet model's initial move (i.e. excluding an extension of the move distance needed to clear units), this unit suffers X hits, where X corresponds to the value given in brackets (after completing the move). For this purpose, all units Engaged in the same Combat are treated as a single unit. The owner of the model with Ricochet distributes the hits between all units Engaged in this Combat as evenly as possible (after this follow the normal rules for distributing hits to models within each unit).

Enemy units cannot Charge models with Ricochet. Units (friend and foe) ignore models with Ricochet regarding the Unit Spacing rule for all movement (including Ambush). In addition, they can move onto and through models with Ricochet. However, if a unit moves into contact with a Ricochet model, it immediately (before completing the move) suffers X+D6 hits, and the model with Ricochet is removed as a casualty. This is not triggered by moves that can move through units normally (e.g. Flying Movement), unless the move is ended in contact (note that units can move into contact with multiple Ricochet models simultaneously).

Hits are resolved with the Strength and Armour Penetration of the model with Ricochet.

a) The Ricochet model cannot be placed 1" behind unit B, because unit A is too close. The model is thus moved through both units following its original direction. Only unit B suffers the Ricochet hits as unit A is not within the initial Shambolic move.

b) After moving through units, the Ricochet model comes into contact with Impassable Terrain and is thus removed as a casualty. The Ricochet model moves through at least one unit Engaged in the Combat, inflicting 5 hits in total, which are distributed evenly amongst all units in the combat.

Scoring: Units with at least one model with Scoring are considered to be Scoring Units, which are used for winning Secondary Objectives (see section XVI.2 "Scoring Secondary Objectives", page 67). Every army needs a few Scoring units to be able to complete Secondary Objectives, which is why units with Scoring are marked in the Army Books with a special pennant icon:

Scoring can be lost during the game:

- A unit that is Fleeing loses Scoring for as long as it is Fleeing.
- An Ambushing unit that enters the Battlefield on Game Turn 4 or later loses Scoring.
- A unit that has performed a Post-Combat Reform loses Scoring until the start of the following Player Turn.

Shambolic: Units with Shambolic models cannot be joined by Characters. When rolling the distance of a Random Movement move with a Shambolic unit, if all the dice show the same result, the unit loses D3 Health Points (with no saves of any kind allowed), and then moves in a random direction instead of the chosen direction. When units with Shambolic touch the Board Edge, stop 1" away from Impassable Terrain, or come into contact with or move inside any Terrain Feature other than Open Terrain or Hills, all models in the unit must take a Dangerous Terrain (2) Test.

Shield: +1 Armour Hand Weapons wielded by models on foot can be used alongside a Shield, then giving Parry.

Smash 'Em Flat: Universal Rule.

Natural to-wound rolls of '1' with Melee Attacks from units within 6" of a friendly Great Green Idol must be rerolled.

Break Tests taken by units within 6" of one or more friendly Engaged Great Green Idols are subject to Minimised Roll.

Supernal:

Swiftstride: When a unit composed entirely of models with Swiftstride rolls Charge Range, Flee Distance, Pursuit Distance or Overrun Distance, it rolls an additional D6 (normally this will lead to rolling 3D6) and discards the lowest D6 rolled.

They're Everywhere!: Special Attack.

When a Gnasher Herd Breaks from Combat, it is removed as a casualty at the end of step 7 of the Round of Combat Sequence (after taking Break Tests), and all units within 6" suffer 1 hit for every 5 Gnashers in the Gnasher Herd, rounding fractions down. Hits are resolved with Strength 5 and Armour Penetration 2.

War Machine: The model cannot Pursue, Declare Charges or Declare Flee as Charge Reaction. Characters can never join units with War Machines, and Characters with War Machine cannot join units at all.

When a War Machine fails a Panic Test, instead of Fleeing it is Shaken until the end of the next Player Turn. War Machines that fail a Break Test are automatically destroyed. War Machines and units Engaged in Combat with them cannot make Combat Reforms.

When a unit charges a War Machine, it can move into base contact by having its Front Facing contact any point of the War Machine's base (it must still maximise the number of models in base contact, see subsection II.1.A "Bases and Base Contact", page 4 and Figure 1 page 4). No Align Move is allowed. Ignore the War Machine's Facing, as it does not have any due to its round base.

Weapon Master:

Wizard Apprentice: - Knows 1 spell.

- Can select between the Learned Spell 1 of its chosen Path and the Hereditary Spell of its army.

The Wizard selects its spells as described in Spell Selection

.

Qr codes of your army

You can print this page to have all your army's units qrcode and cut them to stick them on your units, with them you can directly access to the unit's profil with your phone.

Orc Shaman #1



Goblin Witch Doctor #1



30 gobe nuit



orques sauvages



Cave Goblins #3



Goblin Wolf Chariot #3



Iron Orcs #1



Iron Orcs #2



Gnasher Herd #1



Gnasher Herd #2



Gnasher Wrecking Team #1



Gnasher Wrecking Team #2



Orc Boar Chariot #1



Orc Boar Chariot #2



Orc Boar Chariot #3



Gnasher Herd #3



Orc Boar Chariot #4



Skewerer #1



Skewerer #2



Skewerer #3



Skewerer #4



Catapults Git Launcher #1



Greenhide Catapults #2



Greenhide Catapults #3



Greenhide Catapults #4



géant 1



géant 2



Giant #3



Great Green Idol #1

