




**EMPIRE OF SONNSTAHL**  
**STATUS - 10 452 POINTS**




2640 pts (25.00 %) 4434 pts (42.00 %) 1370 pts (13.00 %) 895 pts (9.00 %) 2322 pts (22.00 %) 1265 pts (12.00 %)  
**Characters**      **Core**      **Special**      **Imperial Armoury**      **Imperial Auxiliaries**      **Sunna's Fury**  
 (40 Max)      (25 Least)      (0 NoLimit)      (20 Max)      (35 Max)      (30 Max)

## Characters




**MARSHAL #2**  
 Marshal - Standard - Infantry - 20x20mm

**165 POINTS**




Global	Adv	Mar	Dis	Model Rules	
	4"	8"	9	Orders	
Defensive	HP	Def	Res	Arm	
	3	5	4	0	Plate Armour
Offensive	Att	Off	Str	Ap	Agi
<b>Marshal</b>	3	5	4	1	5
					Hand Weapon

<b>Options</b>	Shield • Pistol (2+)
----------------	----------------------




**MARSHAL #3**  
 Marshal - Standard - Infantry - 20x20mm

**165 POINTS**




Global	Adv	Mar	Dis	Model Rules	
	4"	8"	9	Orders	
Defensive	HP	Def	Res	Arm	
	3	5	4	0	Plate Armour
Offensive	Att	Off	Str	Ap	Agi
<b>Marshal</b>	3	5	4	1	5
					Hand Weapon

<b>Options</b>	Shield • Pistol (2+)
----------------	----------------------




**MARSHAL #1**  
 Marshal - Standard - Infantry - 20x20mm

**295 POINTS**




Global	Adv	Mar	Dis	Model Rules	
	4"	8"	9	Orders	
Defensive	HP	Def	Res	Arm	
	3	5	4	0	Plate Armour
Offensive	Att	Off	Str	Ap	Agi
<b>Marshal</b>	3	5	4	1	5
					Hand Weapon

<b>Options</b>	Shield • Pistol (2+) • Battle Standard Bearer • Rending Banner x1 • Banner of Unity • Hammer of Witches
----------------	---



**KNIGHT COMMANDER #1**  
 Knight Commander - Standard - Cavalry - 25x50mm

**185 POINTS**



<i>Global</i>	<i>Adv</i>	<i>Mar</i>	<i>Dis</i>	<i>Model Rules</i>	
	4"	8"	9	<b>First Knight</b>	
<i>Defensive</i>	<i>HP</i>	<i>Def</i>	<i>Res</i>	<i>Arm</i>	
	3	6	4	0	<b>Plate Armour</b>
<i>Offensive</i>	<i>Att</i>	<i>Off</i>	<i>Str</i>	<i>Ap</i>	<i>Agi</i>
<b>Knight Commander</b>	4	6	4	1	6 <b>Hand Weapon</b>



### MOUNT HORSE

<i>Global</i>	<i>Adv</i>	<i>Mar</i>	<i>Dis</i>	<i>Model Rules</i>	
	7"	14"	C		
<i>Defensive</i>	<i>HP</i>	<i>Def</i>	<i>Res</i>	<i>Arm</i>	
	C	C	C	C+2	
<i>Offensive</i>	<i>Att</i>	<i>Off</i>	<i>Str</i>	<i>Ap</i>	<i>Agi</i>
<b>Horse</b>	1	3	3	0	3 <b>Harnessed</b>

<b>Options</b>	Shield • Horse
----------------	----------------



### KNIGHT COMMANDER #2

Knight Commander - Standard - Cavalry - 25x50mm

185 POINTS



<i>Global</i>	<i>Adv</i>	<i>Mar</i>	<i>Dis</i>	<i>Model Rules</i>	
	4"	8"	9	<b>First Knight</b>	
<i>Defensive</i>	<i>HP</i>	<i>Def</i>	<i>Res</i>	<i>Arm</i>	
	3	6	4	0	<b>Plate Armour</b>
<i>Offensive</i>	<i>Att</i>	<i>Off</i>	<i>Str</i>	<i>Ap</i>	<i>Agi</i>
<b>Knight Commander</b>	4	6	4	1	6 <b>Hand Weapon</b>



### MOUNT HORSE

<i>Global</i>	<i>Adv</i>	<i>Mar</i>	<i>Dis</i>	<i>Model Rules</i>	
	7"	14"	C		
<i>Defensive</i>	<i>HP</i>	<i>Def</i>	<i>Res</i>	<i>Arm</i>	
	C	C	C	C+2	
<i>Offensive</i>	<i>Att</i>	<i>Off</i>	<i>Str</i>	<i>Ap</i>	<i>Agi</i>
<b>Horse</b>	1	3	3	0	3 <b>Harnessed</b>

<b>Options</b>	Shield • Horse
----------------	----------------



### PRELATE #2

Prelate - Standard - Infantry - 20x20mm

185 POINTS



<i>Global</i>	<i>Adv</i>	<i>Mar</i>	<i>Dis</i>	<i>Model Rules</i>	
	4"	8"	8	<b>Blessings, Channel (1, 1)</b>	
<i>Defensive</i>	<i>HP</i>	<i>Def</i>	<i>Res</i>	<i>Arm</i>	
	3	5	4	0	<b>Heavy Armour</b>
<i>Offensive</i>	<i>Att</i>	<i>Off</i>	<i>Str</i>	<i>Ap</i>	<i>Agi</i>
<b>Prelate</b>	2	5	4	1	4 <b>Divine Attacks, Hand Weapon</b>

<b>Options</b>	Paired Weapon • Plate Armour
----------------	------------------------------



### PRELATE #1

Prelate - Large - Construct - 50x100mm

530 POINTS



Global	Adv	Mar	Dis	Model Rules		
	4"	8"	8	Blessings, Channel (1, 1)		
Defensive	HP	Def	Res	Arm		
	3	5	4	0	Heavy Armour	
Offensive	Att	Off	Str	Ap	Agi	
Prelate	2	5	4	1	4	Divine Attacks, Hand Weapon



### MOUNT ALTAR OF BATTLE

Global	Adv	Mar	Dis	Model Rules			
	8"	8"	C	Stubborn, Towering Presence, Swiftstride, Holy Relic			
Defensive	HP	Def	Res	Arm			
	5	C	5	C	Aegis (4+)		
Offensive	Att	Off	Str	Ap	Agi		
Horse	1	3	3	0	3	Harnessed	
Chassis			-	5	2	-	Inanimate, Impact Hits (D6, D6)

#### Options

Shield • Altar of Battle • Plate Armour



### WIZARD #2

Wizard - Large - Cavalry - 40x40mm

230 POINTS



Global	Adv	Mar	Dis	Model Rules		
	4"	8"	7	Wizard Apprentice		
Defensive	HP	Def	Res	Arm		
	3	3	3	0		
Offensive	Att	Off	Str	Ap	Agi	
Wizard	1	3	3	0	3	Hand Weapon



### MOUNT PEGASUS

Global	Adv	Mar	Dis	Model Rules		
	7"	14"	C	Fly (8", 16", 8", 16"), Light Troops		
	8"	16"				
Defensive	HP	Def	Res	Arm		
	C	C	4	C+1		
Offensive	Att	Off	Str	Ap	Agi	
Pegasus	2	4	4	1	4	Harnessed

#### Options

Pyromancy • Pegasus • Wizard Adept



### WIZARD #1

Wizard - Large - Cavalry - 50x100mm

440 POINTS



Global	Adv	Mar	Dis	Model Rules	
	4"	8"	7	Wizard Apprentice	
Defensive	HP	Def	Res	Arm	
	3	3	3	0	
Offensive	Att	Off	Str	Ap	Agi

<i>Offensive</i>	<i>Att</i>	<i>Off</i>	<i>Str</i>	<i>Ap</i>	<i>Agi</i>	
Wizard	1	3	3	0	3	Hand Weapon



### MOUNT GREAT GRIFFON

<i>Global</i>	<i>Adv</i>	<i>Mar</i>	<i>Dis</i>	<i>Model Rules</i>		
	7"	14"	C	Fear, Towering Presence, Fly (8", 16", 8", 16"), Light Troops		
	8"	16"				
<i>Defensive</i>	<i>HP</i>	<i>Def</i>	<i>Res</i>	<i>Arm</i>		
	4	C	5	C		
<i>Offensive</i>	<i>Att</i>	<i>Off</i>	<i>Str</i>	<i>Ap</i>	<i>Agi</i>	
Great Griffon	4	5	6	3	5	Harnessed

<b>Options</b>	Cosmology • Great Griffon • Wizard Master • Light Armour
----------------	--



### ARTIFICER #1

Artificer - Standard - Infantry - 20x20mm

130 POINTS



<i>Global</i>	<i>Adv</i>	<i>Mar</i>	<i>Dis</i>	<i>Model Rules</i>		
	4"	8"	7	Engineer (3+), Master Artificer		
<i>Defensive</i>	<i>HP</i>	<i>Def</i>	<i>Res</i>	<i>Arm</i>		
	2	3	3	0	Light Armour	
<i>Offensive</i>	<i>Att</i>	<i>Off</i>	<i>Str</i>	<i>Ap</i>	<i>Agi</i>	
Artificer	1	3	3	0	3	Hand Weapon

<b>Options</b>	Repeater Gun (4+)
----------------	-------------------



### ARTIFICER #2

Artificer - Standard - Infantry - 20x20mm

130 POINTS



<i>Global</i>	<i>Adv</i>	<i>Mar</i>	<i>Dis</i>	<i>Model Rules</i>		
	4"	8"	7	Engineer (3+), Master Artificer		
<i>Defensive</i>	<i>HP</i>	<i>Def</i>	<i>Res</i>	<i>Arm</i>		
	2	3	3	0	Light Armour	
<i>Offensive</i>	<i>Att</i>	<i>Off</i>	<i>Str</i>	<i>Ap</i>	<i>Agi</i>	
Artificer	1	3	3	0	3	Hand Weapon

<b>Options</b>	Repeater Gun (4+)
----------------	-------------------

## Core



### HEAVY INFANTRY #1

Heavy Infantry x50 - Standard - Infantry - 20x20mm

465 POINTS



<i>Global</i>	<i>Adv</i>	<i>Mar</i>	<i>Dis</i>	<i>Model Rules</i>		
	4"	8"	7	Scoring, Parent Unit		
<i>Defensive</i>	<i>HP</i>	<i>Def</i>	<i>Res</i>	<i>Arm</i>		
	1	3	3	0	Light Armour, Shield	
<i>Offensive</i>	<i>Att</i>	<i>Off</i>	<i>Str</i>	<i>Ap</i>	<i>Agi</i>	
HeavyInfantry	1	3	3	0	3	

<b>Options</b>	Champion • Musician • Standard Bearer • Rending Banner
----------------	--



**HEAVY INFANTRY #2**  
Heavy Infantry x50 - Standard - Infantry - 20x20mm

495 POINTS



Global	Adv	Mar	Dis	Model Rules	
	4"	8"	7	Scoring, Parent Unit	
Defensive	HP	Def	Res	Arm	
	1	3	3	0	Light Armour, Shield
Offensive	Att	Off	Str	Ap	Agi
HeavyInfantry	1	3	3	0	3

<b>Options</b>	Spear • Champion • Musician • Standard Bearer • Banner of Discipline
----------------	--



**HEAVY INFANTRY #3**  
Heavy Infantry x50 - Standard - Infantry - 20x20mm

495 POINTS



Global	Adv	Mar	Dis	Model Rules	
	4"	8"	7	Scoring, Parent Unit	
Defensive	HP	Def	Res	Arm	
	1	3	3	0	Light Armour, Shield
Offensive	Att	Off	Str	Ap	Agi
HeavyInfantry	1	3	3	0	3

<b>Options</b>	Halberd • Champion • Musician • Standard Bearer • Banner of Discipline
----------------	--



**HEAVY INFANTRY SUPPORT UNIT #1**  
Heavy Infantry support unit x20 - Standard - Infantry - 20x20mm

165 POINTS



Global	Adv	Mar	Dis	Model Rules	
	4"	8"	7	Scoring, Support Unit	
Defensive	HP	Def	Res	Arm	
	1	3	3	0	Light Armour, Shield
Offensive	Att	Off	Str	Ap	Agi
Infantry support unit	1	3	3	0	3

<b>Options</b>	Halberd
----------------	---------



**HEAVY INFANTRY SUPPORT UNIT #2**  
Heavy Infantry support unit x20 - Standard - Infantry - 20x20mm

165 POINTS



Global	Adv	Mar	Dis	Model Rules	
	4"	8"	7	Scoring, Support Unit	
Defensive	HP	Def	Res	Arm	
	1	3	3	0	Light Armour, Shield
Offensive	Att	Off	Str	Ap	Agi
Infantry support unit	1	3	3	0	3

<b>Options</b>	Halberd
----------------	---------



**HEAVY INFANTRY SUPPORT UNIT #3**  
Heavy Infantry support unit **x20** - Standard - Infantry - 20x20mm

**165** POINTS



Global	Adv	Mar	Dis	Model Rules	
	4"	8"	7	Scoring, Support Unit	
Defensive	HP	Def	Res	Arm	
	1	3	3	0	Light Armour, Shield
Offensive	Att	Off	Str	Ap	Agi
Infantry support unit	1	3	3	0	3

Options	Halberd
---------	---------



**LIGHT INFANTRY #2**  
Light Infantry **x15** - Standard - Infantry - 20x20mm

**210** POINTS



Global	Adv	Mar	Dis	Model Rules	
	4"	8"	7	Scoring, Support Unit	
Defensive	HP	Def	Res	Arm	
	1	3	3	0	
Offensive	Att	Off	Str	Ap	Agi
Light Infantry	1	3	3	0	3

Options	Musician • Handgun (4+)
---------	-------------------------



**LIGHT INFANTRY #3**  
Light Infantry **x15** - Standard - Infantry - 20x20mm

**210** POINTS



Global	Adv	Mar	Dis	Model Rules	
	4"	8"	7	Scoring, Support Unit	
Defensive	HP	Def	Res	Arm	
	1	3	3	0	
Offensive	Att	Off	Str	Ap	Agi
Light Infantry	1	3	3	0	3

Options	Musician • Handgun (4+)
---------	-------------------------



**LIGHT INFANTRY #4**  
Light Infantry **x15** - Standard - Infantry - 20x20mm

**210** POINTS



Global	Adv	Mar	Dis	Model Rules	
	4"	8"	7	Scoring, Support Unit	
Defensive	HP	Def	Res	Arm	
	1	3	3	0	
Offensive	Att	Off	Str	Ap	Agi
Light Infantry	1	3	3	0	3

Options	Musician • Handgun (4+)
---------	-------------------------



**LIGHT INFANTRY #5**  
Light Infantry **x15** - Standard - Infantry - 20x20mm


**210** POINTS



Global	Adv	Mar	Dis	Model Rules	
--------	-----	-----	-----	-------------	--


<i>Global</i>	<i>Adv</i>	<i>Mar</i>	<i>Dis</i>	<i>Model Rules</i>	
	4"	8"	7	<b>Scoring, Support Unit</b>	
<i>Defensive</i>	<i>HP</i>	<i>Def</i>	<i>Res</i>	<i>Arm</i>	
	1	3	3	0	
<i>Offensive</i>	<i>Att</i>	<i>Off</i>	<i>Str</i>	<i>Ap</i>	<i>Agi</i>
<b>Light Infantry</b>	1	3	3	0	3

<b>Options</b>	Musician • Handgun (4+)
----------------	-------------------------



**LIGHT INFANTRY #1**  
Light Infantry x15 - Standard - Infantry - 20x20mm

**230 POINTS**



<i>Global</i>	<i>Adv</i>	<i>Mar</i>	<i>Dis</i>	<i>Model Rules</i>	
	4"	8"	7	<b>Scoring, Support Unit</b>	
<i>Defensive</i>	<i>HP</i>	<i>Def</i>	<i>Res</i>	<i>Arm</i>	
	1	3	3	0	
<i>Offensive</i>	<i>Att</i>	<i>Off</i>	<i>Str</i>	<i>Ap</i>	<i>Agi</i>
<b>Light Infantry</b>	1	3	3	0	3

<b>Options</b>	Musician • Standard Bearer • Handgun (4+) • Marksman's Pennant
----------------	--




**STATE MILITIA #1**  
State Militia x22 - Standard - Infantry - 20x20mm

**249 POINTS**




<i>Global</i>	<i>Adv</i>	<i>Mar</i>	<i>Dis</i>	<i>Model Rules</i>	
	4"	8"	6	<b>Light Troops, Reserves</b>	
<i>Defensive</i>	<i>HP</i>	<i>Def</i>	<i>Res</i>	<i>Arm</i>	
	1	3	3	0	
<i>Offensive</i>	<i>Att</i>	<i>Off</i>	<i>Str</i>	<i>Ap</i>	<i>Agi</i>
<b>State Militia</b>	1	3	3	0	3
<b>Paired Weapons, Pistol (4+, 4+), Bow (4+, 4+)</b>					

<b>Options</b>	Champion • Musician • Standard Bearer
----------------	---------------------------------------




**ELECTORAL CAVALRY #1**  
Electoral Cavalry x15 - Standard - Cavalry - 25x50mm

**545 POINTS**




<i>Global</i>	<i>Adv</i>	<i>Mar</i>	<i>Dis</i>	<i>Model Rules</i>	
	7"	14"	8	<b>Scoring</b>	
<i>Defensive</i>	<i>HP</i>	<i>Def</i>	<i>Res</i>	<i>Arm</i>	
	1	3	3	2	
<b>Plate Armour</b>					
<i>Offensive</i>	<i>Att</i>	<i>Off</i>	<i>Str</i>	<i>Ap</i>	<i>Agi</i>
<b>Knight</b>	1	3	3	0	3
<b>Horse</b>	1	3	3	0	3
<b>Harnessed</b>					

<b>Options</b>	Shield • Champion • Musician • Standard Bearer • Lance • Banner of Speed
----------------	--



**KNIGHTLY ORDERS**  
Knightly Orders x15 - Standard - Cavalry - 25x50mm


**620 POINTS**



<i>Global</i>	<i>Adv</i>	<i>Mar</i>	<i>Dis</i>	<i>Model Rules</i>	
	7"	14"	8	<b>Scoring, Knightly Orders</b>	
<i>Defensive</i>	<i>HP</i>	<i>Def</i>	<i>Res</i>	<i>Arm</i>	

<i>Defensive</i>	<i>HP</i>	<i>Def</i>	<i>Res</i>	<i>Arm</i>	
	1	4	3	2	Plate Armour
<i>Offensive</i>	<i>Att</i>	<i>Off</i>	<i>Str</i>	<i>Ap</i>	<i>Agi</i>
<b>Knightly Orders</b>	1	4	4	1	3
<b>Horse</b>	1	3	3	0	3

<b>Options</b>	Shield • Champion • Musician • Standard Bearer • Cavalry Pick • Banner of Speed
<b>Special</b>	

	<b>IMPERIAL GUARD #1</b> Imperial Guard <b>x40</b> - <i>Standard - Infantry - 20x20mm</i>	<b>785 POINTS</b>	
--	--	-------------------	---



<i>Global</i>	<i>Adv</i>	<i>Mar</i>	<i>Dis</i>	<i>Model Rules</i>	
	4"	8"	8	Scoring, Parent Unit, Bodyguard	
<i>Defensive</i>	<i>HP</i>	<i>Def</i>	<i>Res</i>	<i>Arm</i>	
	1	4	3	0	
<i>Offensive</i>	<i>Att</i>	<i>Off</i>	<i>Str</i>	<i>Ap</i>	<i>Agi</i>
<b>Imperial Guard</b>	1	4	4	1	3

<b>Options</b>	Champion • Musician • Standard Bearer • Great Weapon • Flaming Standard
----------------	---

	<b>KNIGHTS OF THE SUN GRIFFON #1</b> Knights of the Sun Griffon <b>x6</b> - <i>Large - Cavalry - 50x75mm</i>	<b>585 POINTS</b>	
---	---	-------------------	--

<i>Global</i>	<i>Adv</i>	<i>Mar</i>	<i>Dis</i>	<i>Model Rules</i>	
	7"	14"	8	Fear, Scoring	
<i>Defensive</i>	<i>HP</i>	<i>Def</i>	<i>Res</i>	<i>Arm</i>	
	3	4	4	1	
<i>Offensive</i>	<i>Att</i>	<i>Off</i>	<i>Str</i>	<i>Ap</i>	<i>Agi</i>
<b>Knight</b>	1	4	4	1	4
<b>Young Griffon</b>	3	4	5	3	4

<b>Options</b>	Champion • Musician • Standard Bearer • Banner of Speed
<b>Sunna's Fury</b>	

	<b>FLAGELLANTS #1</b> Flagellants <b>x25</b> - <i>Standard - Infantry - 20x20mm</i>	<b>370 POINTS</b>	
--	--	-------------------	---

<i>Global</i>	<i>Adv</i>	<i>Mar</i>	<i>Dis</i>	<i>Model Rules</i>	
	4"	8"	6	Unbreakable, Fearless, Frenzy, Fanatical, Zealots	
<i>Defensive</i>	<i>HP</i>	<i>Def</i>	<i>Res</i>	<i>Arm</i>	
	1	1	4	0	
<i>Offensive</i>	<i>Att</i>	<i>Off</i>	<i>Str</i>	<i>Ap</i>	<i>Agi</i>
<b>Flagellant</b>	1	3	3	0	3

<b>Options</b>	Champion
----------------	----------





## STEAM TANK

Steam Tank - Large - Construct - 50x100mm

475 POINTS



Global	Adv	Mar	Dis	Model Rules		
	4D3"	"	7	Unbreakable, Fear, Towering Presence, Random Movement (4D3, 4D3), Steam Powered, Fearless		
Defensive	HP	Def	Res	Arm		
	7	3	6	6		
Offensive	Att	Off	Str	Ap	Agi	
Chassis			5	2	3	Breath Attack, Grind Attacks (3D3, 3D3), Steam Cannon (3+, 3+)
Steam Ram		-	7	4	-	Inanimate, Impact Hits (2D3, 2D3)

## Imperial Armoury



### IMPERIAL ROCKETEER #1

Artillery - Standard - Construct - 60mm round

160 POINTS



Global	Adv	Mar	Dis	Model Rules		
	4"	4"	7	War Machine		
Defensive	HP	Def	Res	Arm		
	5	1	4	0		
Offensive	Att	Off	Str	Ap	Agi	
Crew	3	3	3	0	3	Move or Fire, Imperial Rocketeer (4+, 4+)

## Imperial Auxiliaries



### IMPERIAL RANGERS #1

Imperial Rangers x10 - Standard - Infantry - 20x20mm

155 POINTS



Global	Adv	Mar	Dis	Model Rules		
	4"	8"	7	Light Troops, Scout, Skirmisher, Frontiersmen		
Defensive	HP	Def	Res	Arm		
	1	3	3	0	Hard Target (1, 1)	
Offensive	Att	Off	Str	Ap	Agi	
ImperialRanger	1	3	3	0	3	Beast Hunters, Bow (4+, 4+)

Options

Champion



### REITERS #3

Reiters x5 - Standard - Cavalry - 25x50mm


205 POINTS



Global	Adv	Mar	Dis	Model Rules		
	8"	16"	7	Feigned Flight, Vanguard, Light Troops		
Defensive	HP	Def	Res	Arm		
	1	3	3	1	Light Armour	
Offensive	Att	Off	Str	Ap	Agi	
Reiter	1	3	3	0	3	Fire on Impact!

<i>Offensive</i>	<i>Att</i>	<i>Off</i>	<i>Str</i>	<i>Ap</i>	<i>Agi</i>	
Horse	1	3	3	0	3	Harnessed


<b>Options</b>	Heavy Armour • Brace of Pistols (4+) • Musician
----------------	---



### REITERS #2

Reiters x8 - Standard - Cavalry - 25x50mm

## 314 POINTS




<i>Global</i>	<i>Adv</i>	<i>Mar</i>	<i>Dis</i>	<i>Model Rules</i>		
	8"	16"	7	Feigned Flight, Vanguard, Light Troops		

<i>Defensive</i>	<i>HP</i>	<i>Def</i>	<i>Res</i>	<i>Arm</i>	
	1	3	3	1	Light Armour

<i>Offensive</i>	<i>Att</i>	<i>Off</i>	<i>Str</i>	<i>Ap</i>	<i>Agi</i>	
Reiter	1	3	3	0	3	Fire on Impact!

Horse	1	3	3	0	3	Harnessed
-------	---	---	---	---	---	-----------


<b>Options</b>	Heavy Armour • Repeater Gun (4+) • Musician
----------------	---



### REITERS #1

Reiters x9 - Standard - Cavalry - 25x50mm

## 329 POINTS



<i>Global</i>	<i>Adv</i>	<i>Mar</i>	<i>Dis</i>	<i>Model Rules</i>		
	8"	16"	7	Feigned Flight, Vanguard, Light Troops		

<i>Defensive</i>	<i>HP</i>	<i>Def</i>	<i>Res</i>	<i>Arm</i>	
	1	3	3	1	Light Armour

<i>Offensive</i>	<i>Att</i>	<i>Off</i>	<i>Str</i>	<i>Ap</i>	<i>Agi</i>	
Reiter	1	3	3	0	3	Fire on Impact!

Horse	1	3	3	0	3	Harnessed
-------	---	---	---	---	---	-----------

<b>Options</b>	Heavy Armour • Brace of Pistols (4+) • Musician
----------------	---

## Magics

### Racial Trait Spell

During Spell Selection, if a Wizard from Empire of Sonnstahl either selects the Hereditary Spell or gains it by any other means, it must instead choose a single Path from the ones available to it other than its own chosen Path.

The Wizard gains the Learned Spell #1 from that Path.

	Casting	Range	Type	Duration
Liberal Magics				
<i>Mf</i>	-			Remains in play



**Duality:** All Cosmology spells are divided into two versions, representing opposing aspects; Cosmos and Chaos. When casting Cosmology spells, always declare which version of the spell you are using. Whenever the Caster successfully casts a non-Bound Cosmology spell, the next Cosmology spell it attempts to cast has its Casting Value reduced by 1, provided this spell is a Cosmology spell of the opposing aspect.

		Casting	Range	Type	Duration	Effect
1	Altered Sight Cosmos	5+	24"	Augment	Last one Turn	The target gains +1 Offensive Skill and +1 Defensive Skill, and has its weapons' Aim <b>improved</b> by 1.

		Casting	Range	Type	Duration	Effect
1	Altered Sight Chaos	5+	24"	Hex	Last one Turn	The target suffers <b>-1</b> Offensive Skill and <b>-1</b> Defensive Skill, and has its weapons' Aim <b>worsened</b> by 1.
2	Truth of Time Cosmos	5+	24"	Augment	Last one Turn	Rolls for Charge Range, Flee Distance, Pursuit Distance, and Overrun Distance of units with at least one model affected by the spell are subject to two instances of Maximised Roll.
2	Truth of Time Chaos	5+	24"	Hex	Last one Turn	Rolls for Charge Range, Flee Distance, Pursuit Distance, and Overrun Distance of units with at least one model affected by the spell are subject to two instances of Minimised Roll.
3	Ice and Fire Cosmos	7+	24"	Hex, Missile, Damage	Instant	The target suffers 2D6 hits with Strength 4, Armour Penetration 0, and <b>Magical Attacks</b> . Successful <b>Special Saves</b> against wounds caused by this spell must be rerolled.
3	Ice and Fire Chaos	7+	24"	Hex, Damage, Augment	Instant	The target suffers 2D6 hits with Strength 4 and Armour Penetration 0, and <b>Magical Attacks</b> . Successful Armour Saves against wounds caused by this spell must be rerolled.
4	Perception of Strength Cosmos	8+	24"	Augment	Last one Turn	The target gains <b>+1</b> Strength and <b>+1</b> Armour Penetration.
4	Perception of Strength Chaos	8+	24"	Hex	Last one Turn	The target suffers <b>-1</b> Strength and <b>-1</b> Armour Penetration.
5	Unity in Divergence Cosmos	10+	24"	Augment	Last one Turn	All models in the target unit <b>gain Aegis (5+)</b> .
5	Unity in Divergence Chaos	10+	24"	Hex, Damage, Direct	Instant	Each model in the target unit <b>suffers a hit with Strength 3, Armour Penetration 0, and Magical Attacks</b> .
6	Truth of Time Cosmos	7+	24"	Augment, Focused	Instant	The target <b>Recovers</b> 1 Health Point
6	Touch the Heart chaos	7+	24"	Hex, Missile, Damage, Focused	Instant	The target suffers <b>1 hit that wounds automatically</b> with Armour Penetration 10 and <b>Magical Attacks</b> .



Pyromancy

		Casting	Range	Type	Duration	Effect
5	Scorching Salvo	8+	24" Aura	Hex, Damage	Instant	The target suffers D3+1 hits with Strength 4, Armour Penetration 0, Flaming Attacks, and <b>Magical Attacks</b> .
3	Flaming Swords	8+ [11+]	18" [6" Aura]	Augment	Last one Turn	The target gains Flaming Attacks and <b>Magical Attacks</b> . In addition, the target's Melee and Shooting Attacks gain a +1 to-wound modifier.
4	Pyroclastic Flow	7+ [10+]	24" [12"]	Hex, Missile, Damage	Instant	The target suffers <b>2D6 [3D6]</b> hits with Strength 4, Armour Penetration 0, Flaming Attacks and <b>Magical Attacks</b> .
6	Enveloping Embers	10+	24"	Hex, Damage, Direct	Instant	Each model in the target unit suffers 1 hit with Strength 3, Armour Penetration 0, Flaming Attacks, and <b>Magical Attacks</b> .
2	Cascading Fire	5+ [8+]	24" [12"]	Hex	Last one Turn	The target suffers <b>D6 [2D6]</b> hits with Strength 4, Armour Penetration 0, Flaming Attacks, and <b>Magical Attacks</b> .
A	Blaze		18"	Hex, Missile, Damage	Instant	The target suffers 1 hit with Strength 6, Armour Penetration 2, Flaming Attacks, and <b>Magical Attacks</b> .
1	Fireball	4+	36"	Hex, Missile, Damage	Instant	The target suffers D6 hits with Strength 4, Armour Penetration 0, Flaming Attacks and <b>Magical Attacks</b> .

## Magic items

**Hammer of Witches:** The bearer's Attack Value is **set** to 5 while using this weapon, and attacks made with it gain **Battle Focus (against Channel)** and become **Magical Attacks**.

## Magic banners

**Banner of Unity:** Whenever the bearer's unit is targeted by an Order, it may immediately give an Order to a single Support Unit within 8" of the bearer's unit.

**Rending Banner:** One use only. May be activated at the start of a Round of Combat. Close Combat Attacks from R&F models in the bearer's unit gain +1 Armour Penetration until the bearer's unit is no longer Engaged in Combat. A model can only be affected by a single Rending Banner at the same time.

**Banner of Discipline:** The bearer's unit may reroll failed Panic Tests. If the Battle Standard Bearer or the General is part of the bearer's unit, it automatically passes Panic Tests instead.

**Marksman's Pennant:** The bearer's unit does not suffer the -1 to-hit modifier for Stand and Shoot Charge Reactions.

**Banner of Speed:** A unit with one or more Banners of Speed gains +1" Advance Rate and +2" March Rate.

**Flaming Standard:** One use only. May be activated at the start of a Round of Combat or before shooting with the bearer's unit. The bearer's unit gains Flaming Attacks. If activated when Engaged in Combat, the effect lasts until the bearer's unit is no longer Engaged in Combat. If activated before shooting with the bearer's unit, the effect lasts until the end of the phase.

## Model Rules

**Battle Focus:** If the attack hits with a natural to-hit roll of '6', the attack causes two hits instead of one.

**Beast Hunters:** Attack Attribute - Shooting.  
When using a Bow, the Shooting Attack gains Lethal Strike (against Beast) and Shots 2.

**Blessings:** The model part and all model parts in the same unit, except model parts with Harnessed gain Hatred. The model can cast the following three Bound Spells with Power Level (4/8) with Type: Caster's Unit and Augment, and Duration: Lasts One Turn:

- "Ullor's Blessing"  
The target gains Aegis (5+) against Melee Attacks

- "Sunna's Blessing"  
The target gains Flaming Attacks. All enemy units in base contact with one or more targets of this spell, when the spell is cast, suffer D6 hits with Strength 4, Armour Penetration 1, Flaming Attacks, and Magical Attacks.

- "Volund's Blessing"  
The target must reroll failed to-wound rolls with Melee Attacks.

**Bodyguard:** When a Character is joined to a unit in which at least one model has Bodyguard, that Character gains Stubborn. When Characters or Character types are stated in brackets, Bodyguard only works for the specified Characters or Character types.

**Bow:**

**Breath Attack:**

**Channel:** During step 3 of the Magic Phase Sequence, each of the Active Player's models with Channel may add X Veil Tokens to the owner's Veil Token Pool. This Universal Rule is cumulative, adding X Veil Tokens of each independent instance of Channel to the model's total Channel value (so e.g. a model with Channel (1) and Channel (2) is treated like a model with Channel (3)).

**Divine Attacks:** Successful Aegis saves taken against the attack must be rerolled.

**Engineer:** Once per Shooting Phase, an unengaged Engineer may select a single War Machine within 6" that has not fired yet to gain the following effects:

- Replace the Aim of one of the War Machine's Artillery Weapons with the value given in brackets (X+).
- You may reroll the roll on the Misfire Table.
- You may reroll the dice (all of them or none) for determining the number of hits of a Flamethrower Artillery Weapon.

**Fanatical:** When a model with Fanatical is killed by a Melee Attack during any Initiative Step of a Round of Combat it is fighting, remove it as a casualty only at the end of Initiative Step 0.

**Fear:** Units in base contact with one or more enemy models with Fear suffer -1 Discipline. At the start of each Round of Combat, such units must take a Discipline Test, called a Fear Test. If this test is failed, the models in the unit are Shaken until the end of the Round of Combat. Models that have Fear themselves are immune to the effects of Fear.

**Fearless:** If more than half of a unit's models are Fearless, the unit automatically passes Panic Tests and Decimated Tests and cannot declare a Flee Charge Reaction (unless already Fleeing). Models that are Fearless are also immune to the effects of Fear.

**Feigned Flight:** A unit consisting solely of models with Feigned Flight that voluntarily chooses to Flee as a Charge Reaction, and subsequently passes a Rally Test in its next Player Turn, doesn't become Shaken. Furthermore, the Reform that is made after Rallying in this case doesn't prevent the unit from moving nor from shooting (but it still counts as having moved for shooting purposes). This rule cannot be applied if a unit fails to rally on the next friendly Player Turn or involuntarily Flees, such as a result of a failed Panic Test or if it was already Fleeing when being charged.

**Fire on Impact!:** Attack Attribute - Close Combat.

A charging model part with Fire on Impact! using a Pistol, a Brace of Pistols, or a Repeater Pistol always strikes at Initiative Step 10, and has the Strength of its Close Combat Attacks set to 4 and their Armour Penetration set to 2 (regardless of the user's Agility, Strength, and Armour Penetration).

**First Knight:** When the model is joined to a unit of Knightly Orders, the unit gains Fearless, and if the model is the General, the R&F models in the unit also gain Parent Unit.

**Frenzy:** A unit with at least half its models with Frenzy cannot choose Flee as Charge Reaction, and when taking Discipline Tests, apply the following:

- If it is a Panic Test, Decimated Test or Fear Test: the unit gains +2 Discipline.
- If it is a Break Test, roll the test as normal.
- If it is anyother Discipline Test, the unit suffers -2Discipline.

At the start of the Charge Phase, each of your units with at least one model with Frenzy that could Declare a Charge against an enemy unit within the unit's Advance Rate +7" (using the lowest Advance Rate among the unit's models; if a model has more than 1 Advance Rate available, use the highest one) must take a Discipline Test, called a Frenzy Test. If the test is failed, the whole unit must Declare a Charge this Player Turn. Note that Characters are never forced to charge out of their units.

**Frontiersmen:** The model automatically passes Panic Tests caused by Terror.

**Great Weapon:** Attacks made with a Great Weapon gain +2 Strength, +2 Armour Penetration and always strike at Initiative Step 0 (regardless of the wielder's Agility). A model using this weapon cannot simultaneously use a Shield against Melee Attacks

**Grind Attacks:** A model part with Grind Attacks resolves these attacks at its own Agility. It must choose an enemy unit in base

contact with it. The chosen enemy unit suffers a number of hits equal to the value stated in brackets (X). These hits are resolved with the model part's own Strength and Armour Penetration.

If a model has both Grind Attacks and Impact Hits

, it may only use one of these rules in the same Round of Combat

(its controlling player may choose which). When several model parts in the same unit have Grind Attacks and when

X is a random number (e.g. Grind Attacks (2D3)), roll for the number of hits separately for each model part.

**Hand Weapon:** All models come equipped with a Hand Weapon as their default equipment. If a model has any Close Combat Weapon other than a Hand Weapon, it cannot choose to use the Hand Weapon (unless specifically stated). Hand Weapons wielded by models on foot can be used alongside a Shield, then giving Parry

**Hard Target:**

**Harnessed:** Model parts with Harnessed cannot make Supporting Attacks and cannot use Weapons. Shooting Weapons carried by model parts with Harnessed can be used by other model parts of the same model (as long as they do not have Harnessed or Inanimate). A model with with at least one model part with Harnessed is considered to be mounted.

**Heavy Armour:** +2 Armor

**Impact Hits:** At Initiative Step 10, a charging model part with Impact Hits must choose an enemy unit that is in base contact with the attacking model's Front Facing. This unit suffers a number of hits equal to the value stated in brackets (X). These hits are resolved with the attacking model part's Strength and Armour Penetration.

If a model has both Grind Attacks and Impact Hits, it may only use one of these rules in the same Round of Combat (its controlling player may choose which). In multipart models, only model parts that also have Harnessed or Inanimate can use their Impact Hits. When several models in the same unit have Impact Hits, and when X is a random number (e.g. Impact Hits (D6)), roll for the number of hits separately for each model part.

**Imperial Rocketeer:** Catapult (1) Artillery Weapon:

Range 15-48", Shots 3, Str 5, AP 3, Multiple Wounds (D3), This weapon treats all results on the Misfire Table as Malfunction (each shot can cause a Misfire).

**Inanimate:** Inanimate - Melee

Model parts with Inanimate cannot make Close Combat Attacks and cannot use Shooting Weapons. Shooting Weapons carried by model parts with Inanimate can be used by other model parts of the same model (as long as they do not have Harnessed or Inanimate).

**Knightly Orders:** Universal Rule.

The model gains +1 Defensive Skill, and the Knight gains +1 Offensive Skill, +1 Strength, and +1 Armour Penetration. Knightly Orders cannot take Great Weapons.

**Light Armour:** Armor +1

**Light Troops:** Units composed entirely of models with Light Troops are allowed to make any number of Reforms when performing Advance Moves or March Moves. They are allowed to shoot even if they Marched or Reformed. No model can end its movement with its centre further away than its March Rate from its starting position, around any obstructions (including the Unit Spacing rule). This means that when checking the distance travelled by a model, check the path the model would have taken if it was alone, with the exception that the unit as a whole cannot break the Unit Spacing rule while performing the move. If a model performed any action during the movement (such as a Sweeping Attack), the distance moved is counted from its starting position to the point on the Battlefield where it performed that action and then to its final position.

If more than half the models in a unit have Light Troops, the unit always counts as having 0 Full Ranks. Characters with Light Troops that are joined to units with one or more models without Light Troops, lose this rule for as long as they remain with the unit. An Infantry Character joined to an Infantry unit with both Light Troops and the same Size as the Character gains Light Troops for as long as it remains with the unit.

**Master Artificer:** The Master Artificer may give the Order Ready! Aim! Fire! to a Parent Unit or Support Unit it has joined.

**Move or Fire:** The attack may not be used if the attacking model has made an Advance Move, March Move, Reform or Pivot during the current Player Turn.

**Orders:** A Character with Orders may give a single order to a Parent or Support Unit within 8". A General with Orders may instead give a single order to a friendly Parent or Support Unit within the range of its Commanding Presence.

Orders are given at the start of each friendly Player Turn, and their effects last until the end of the next Player Turn. A unit cannot receive the same Order more than once during the same Player turn. Only models of Standard Size are affected.

The available orders are listed below:

- On the Double: The target gains +1 Advance Rate and +4 March Rate.

- Steady Men: The target must roll an additional D6 when taking Discipline Tests and discard the highest D6 rolled. A unit that receives this Order and passes a Rally Test doesn't become Shaken, and the Reform that is made after Rallying doesn't prevent the - unit from moving and/or shooting (but it still counts as having moved for shooting purposes).

- Ready Aim Fire: The target gains Accurate.

- Brace for impact: The target gains Fight in Extra Rank

**Paired Weapons:** The wielder gains +1 Attack Value when using Paired Weapons. Attacks made with Paired Weapons gain +1 Offensive Skill and ignore Parry. A model using this weapon cannot simultaneously use a Shield against Melee Attacks.

**Parent Unit:** A unit is considered a Parent Unit if at least half of its models have this Universal Rule. Parent Units treat all Support Units as Insignificant.

Immediately after a Parent Unit passes a Charge Range roll against a non-fleeing enemy unit in the Charge Phase, before performing the Charge Move, any Support Units within 6" of the Parent Unit may perform a support charge. To do so, the Support Unit Declares a Charge against the same enemy unit. Apply all of the usual rules for charging for this out-of-sequence charge (such as Line of Sight, Front Arc, must roll for Charge Range, max one Wheel, etc.), with the exception that the enemy cannot choose a Charge Reaction other than Hold. For the purpose of Charge Moves, treat this as any other case of Combined Charges. When calculating Combat Scores in the following Melee Phase, combine the Rank Bonus of both the Parent Unit and up to one Support Unit that performed a successful support charge (following all normal restrictions), up to a maximum of +6.

**Pistol:** Range 12" Shots 1 Strength 4 Armour Penetration 2 QuicktoFire

**Plate Armour:** +3 Armor

**Random Movement:** The unit cannot Declare Charges and cannot move normally (Advance, March, Reform) in the Movement Phase (which also means they cannot perform Magical Moves). The model loses Swiftstride (and can never gain it), but always charges, Flees, Pursues and Overruns the distance stated in brackets.

In the Movement Phase, at the end of step 2 of the the it with Random Movement moves using the rules for Pursuing units, except that they can freely choose which direction to rotate towards before rolling the Pursuit Distance, cannot move off the Board Edge and only take Dangerous Terrain Tests if they actually charge an enemy unit (they still test as normal when Fleeing, Pursuing a Broken enemy or Overrunning).

Whenever a unit with Random Movement needs a March Rate (e.g. when Post-Combat Reforming), use the potential maximum value of X as its March Rate.

Characters with Random Movement can only join units with Random Movement (by moving into contact with them during the Movement Phase or by being deployed inside), and units with Random Movement can only be joined by Characters with Random Movement. Units with Random Movement cannot enter Buildings. If a unit has several sets of Random Movement, use the one with the lowest average (in case of a tie, you may choose which version to use). A model with Random Movement cannot move in the same phase as it arrives on the Battlefield as Reinforcement (Dawn Assault) or Ambusher.

**Reserves:** Universal Rule.

The unit is treated as Insignificant by Parent and Support Units

**Scoring:** Units with at least one model with Scoring are considered to be Scoring Units, which are used for winning Secondary Objectives (see section XVI.2 "Scoring Secondary Objectives", page 67). Every army needs a few Scoring units to be able to complete Secondary Objectives, which is why units with Scoring are marked in the Army Books with a special pennant icon:

Scoring can be lost during the game:

- A unit that is Fleeing loses Scoring for as long as it is Fleeing.
- An Ambushing unit that enters the Battlefield on Game Turn 4 or later loses Scoring.
- A unit that has performed a Post-Combat Reform loses Scoring until the start of the following Player Turn.

**Scout:** At step 8 of the Pre-Game Sequence (after Spell Selection) an army that includes units with Scout must state which of its units with Scout will use it, starting with the player that picked the Deployment Zone. Deploy your army as usual, but without deploying any of the Scouting units. These units are placed after all other non-Scouting units have been deployed. They can either be deployed in your Deployment Zone, using the normal rules, or they can be deployed outside the Deployment Zone, but must be more than 18" away from any enemy units. This is decreased to 12" if the Scouting unit is deployed entirely within a Forest, Ruins, Field, Building, or Water Terrain Feature. Scouting units that are deployed outside their player's Deployment Zone may not Declare Charges in the first Player Turn (if their side has the first turn). If both players have Scouting units, alternate deploying one unit at a time, starting with the player that finished deploying first.

**Shield:** +1 Armour Hand Weapons wielded by models on foot can be used alongside a Shield, then giving Parry.

**Skirmisher:** The model can draw Lines of Sight in any direction (i.e. it is not limited by the Front Arc) from any point on its base (remember that Charge Moves are limited by a single Wheel of no more than 90°, and that Stand and Shoot Charge Reactions can only be done against enemies in the Front Arc) and can always use Shooting Attacks from any rank (they are not limited to shooting from first and second rank).

Units with at least one R&F model with Skirmisher are formed into a skirmish formation. They are not placed in base to base contact with each other. Instead, models are placed with a 12.5 mm distance between them. This gap is considered part of the unit for Cover purposes, and will have the same Size as the models in the unit. Other than this gap between models, units with Skirmisher follow the normal rules for forming units and therefore have a Front, two Flanks, a Rear, can perform Supporting Attacks, and so on. Units in skirmish formation gain Hard Target and Light Troops, never block Line of Sight, and when units in skirmish formation would contribute to Hard Cover, they contribute to Soft Cover instead.

**Steam Cannon:** Steam Cannon: Cannon Artillery Weapon.

Range: 36", Shots 1, Str 2[7], AP 0[6], Area Attack (5x1), [Multiple Wounds (D3, Clipped Wings)].

**Steam Powered:** The model may choose not to move despite having Random Movement, and Pursuit or Overrun Distance are always 0".

Before moving in the Movement Phase, the model may choose to replace its Random Movement (4D3) with Random Movement (5D3) until the end of the Movement Phase. If so, the Steam Cannon cannot be used during this Player Turn.

**Support Unit:** A unit is considered a Support Unit if at least half of its models have this Universal Rule. Support Units are treated as Insignificant by Parent Units.

Support Units within 6" of at least one Parent Unit gain Fight in Extra Rank and may use Shooting Attacks from the third rank (in addition to the first and second). If the Support Unit has at least one Full Rank, it counts as having the same number of Full Ranks as a Parent Unit within 6" for the purpose of being Steadfast.

During the opponent's Charge Phase, Support Units may perform one of the following actions:

1. Immediately after a Parent Unit within 6" voluntarily chooses a Charge Reaction, the Support Unit may Stand and Shoot as if the enemy had Declared a Charge against them in their current position (apply the normal rules for the Stand and Shoot Charge Reaction).
2. Immediately after all enemy units have completed their Charge Moves, Support Units within 6" of any Parent Unit that was successfully charged in this Phase may counter charge. To do so, choose one enemy unit that successfully charged the Parent Unit and Declare a Charge with the Support Unit.

Apply all of the usual rules for charging for this out-of-sequence charge (such as Line of Sight, Front Arc, must roll Charge Range, max one Wheel, etc.). When calculating Combat Scores in the following Melee Phase, combine the Rank Bonus of both the Parent Unit and up to one Support Unit that performed a successful counter charge (following all normal restrictions), up to a maximum of +6.

**Towering Presence:** The model gains Tall and can never be joined or join a unit (unless it is a War Platform). A model with Towering Presence increases its Rally Around the Flag and Commanding Presence ranges by 6".

**Unbreakable:** The model gains Fearless and its unit automatically passes all Break Tests. Characters with Unbreakable can only join units consisting entirely of models with Unbreakable. Units with one or more models with Unbreakable can only be joined by Characters with Unbreakable.

**Vanguard:** After Deployment (including units with Scout), models with Vanguard may perform a 12" move. The move is performed as an Advance Move in the Movement Phase, including any actions and restrictions the unit would normally have (such as Wheeling, Reforming, joining units, leaving units and so on). The 12" distance is used instead of the unit's Advance Rate and March Rate. This move cannot be used to move within 12" of enemy units. This is decreased to 6" for enemy units which have either Scouted or Vanguarded. Units that have moved in this way may not Declare Charges in the first Player Turn (if their side has the first turn). If both players have units with Vanguard, alternate moving units one at a time, starting with the player that finished deploying last. Instead of moving a unit, a player may declare to not move any more Vanguarding units.

**War Machine:** The model cannot Pursue, Declare Charges or Declare Flee as Charge Reaction. Characters can never join units with War Machines, and Characters with War Machine cannot join units at all.

When a War Machine fails a Panic Test, instead of Fleeing it is Shaken until the end of the next Player Turn. War Machines that fail a Break Test are automatically destroyed. War Machines and units Engaged in Combat with them cannot make Combat Reforms.

When a unit charges a War Machine, it can move into base contact by having its Front Facing contact any point of the War Machine's base (it must still maximise the number of models in base contact, see subsection II.1.A "Bases and Base Contact", page 4 and Figure 1 page 4). No Align Move is allowed. Ignore the War Machine's Facing, as it does not have any due to its round base.

**Wizard Apprentice:** - Knows 1 spell.

- Can select between the Learned Spell 1 of its chosen Path and the Hereditary Spell of its army.

The Wizard selects its spells as described in Spell Selection

**Zealots:** Prelates may join the unit and gain Unbreakable and Fearless while joined to the unit.

## Qr codes of your army

You can print this page to have all your army's units qrcode and cut them to stick them on your units, with them you can directly access to the unit's profil with your phone.

Marshal #2



Marshal #3



Marshal #1



Knight Commander #1



Knight Commander #2



Prelate #2



Prelate #1



Wizard #2



Wizard #1



Artificer #1



Artificer #2



Heavy Infantry #1



Heavy Infantry #2



Heavy Infantry #3



Heavy Infantry support unit #1



Heavy Infantry support unit #2



Heavy Infantry support unit #3



Light Infantry #2





Light Infantry #3



Light Infantry #4



Light Infantry #5



Light Infantry #1



State Militia #1



Electoral Cavalry #1



Knightly Orders



Imperial Guard #1



Knights of the Sun Griffon #1



Imperial Rangers #1



Reiters #3



Reiters #2



Reiters #1



Imperial Rocketeer #1



Flagellants #1



Steam Tank

