



VAMPIRE COVENANT


VAMPYR - 4 080 POINTS



1245 pts (31.00 %) 1070 pts (26.00 %) 1310 pts (32.00 %) 270 pts (7.00 %) 340 pts (8.00 %)

Characters (40 Max) **Core** (20 Least) **Special** (0 NoLimit) **Swift Death** (30 Max) **The Suffering** (20 Max)


Characters



VAMPIRE COUNT #1


Vampire Count - *Standard - Infantry - 20x20mm*

470 POINTS



Global	Adv	Mar	Dis	Rea	Model Rules	
	6"	12"	9	1	Fear, Fearless, Awaken, Autonomous, Undead	
Defensive	HP	Def	Res	Arm		
	3	7	5	0		
Offensive	Att	Off	Str	Ap	Agi	
Vampire Count	5	7	5	2	7	Vampiric (6+), Hand Weapon


Options	Evocation • Wizard Adept • True Thirst
----------------	--



NECROMANCER #1


Necromancer - *Standard - Infantry - 20x20mm*

405 POINTS



Global	Adv	Mar	Dis	Rea	Model Rules	
	4"	8"	7	1	Wizard Apprentice, Fearless, Gates of the Netherworld, Awaken, Undead	
Defensive	HP	Def	Res	Arm		
	3	3	3	0		
Offensive	Att	Off	Str	Ap	Agi	
Necromancer	1	3	3	0	3	Hand Weapon


Options	Evocation • Wizard Master • Talisman of Shielding
----------------	---



BARROW KING #1



Barrow King - *Standard - Infantry - 20x20mm*

215 POINTS



Global	Adv	Mar	Dis	Rea	Model Rules	
	4"	8"	8	1	Fearless, Not a Leader, Undead, Ashes to Ashes, Unliving Shield	
Defensive	HP	Def	Res	Arm		
	4	5	5	0	Heavy Armour, Shield	
Offensive	Att	Off	Str	Ap	Agi	
Barrow King	3	5	4	1	4	Lethal Strike, Multiple Wounds (2, against Standard), Magical Attacks, Hand Weapon


Options	Essence of Mithril
----------------	--------------------

BANSHEE #1

Banshee - *Standard - Infantry - 20x20mm*


155 POINTS



Global	Adv	Mar	Dis	Rea	Model Rules
--------	-----	-----	-----	-----	-------------

Global	Adv	Mar	Dis	Rea	Model Rules	
	6"	12"	5	1	Fear, Light Troops, Fearless, Not a Leader, Undead, Ashes to Ashes, Terror, Ghostly form	
Defensive	HP	Def	Res	Arm		
	3	3	3	0	Aegis (5+ 3+ , against non-Magical Attacks)	
Offensive	Att	Off	Str	Ap	Agi	
Banshee	1	3	3	0	3	Reaper, Wail of Woe, Hand Weapon


Core



ZOMBIES #1


Zombies x20 - Standard - Infantry - 20x20mm

145 POINTS



Global	Adv	Mar	Dis	Rea	Model Rules
	4"	8"	2	2D6+4	Scoring, Fearless, Undead, Ashes to Ashes
Defensive	HP	Def	Res	Arm	
	1	1	3	0	
Offensive	Att	Off	Str	Ap	Agi
Zombies	1	1	3	0	1


Options	Musician • Standard Bearer
----------------	----------------------------



SKELETONS #2


Skeletons x20 - Standard - Infantry - 20x20mm

215 POINTS



Global	Adv	Mar	Dis	Rea	Model Rules
	4"	8"	4	D6+4	Scoring, Fearless, Undead, Ashes to Ashes
Defensive	HP	Def	Res	Arm	
	1	2	3	0	Light Armour, Shield
Offensive	Att	Off	Str	Ap	Agi
Skeletons	1	2	3	0	2


Options	Champion • Musician • Standard Bearer • Flaming Standard
----------------	--



SKELETONS #1


Skeletons x20 - Standard - Infantry - 20x20mm

250 POINTS



Global	Adv	Mar	Dis	Rea	Model Rules
	4"	8"	4	D6+4	Scoring, Fearless, Undead, Ashes to Ashes
Defensive	HP	Def	Res	Arm	
	1	2	3	0	Light Armour, Shield
Offensive	Att	Off	Str	Ap	Agi
Skeletons	1	2	3	0	2


Options	Spear • Champion • Musician • Standard Bearer • Banner of Speed
----------------	---



GHOULS #1

Ghouls x20 - Standard - Infantry - 20x20mm

295 POINTS



Global	Adv	Mar	Dis	Rea	Model Rules
	4"	8"	6	D6+4	Scoring, Fearless, Undead, Ashes to Ashes, First Raised

<i>Defensive</i>	<i>HP</i>	<i>Def</i>	<i>Res</i>	<i>Arm</i>		
	1	3	4	0		
<i>Offensive</i>	<i>Att</i>	<i>Off</i>	<i>Str</i>	<i>Ap</i>	<i>Agi</i>	
Ghouls	2	3	3	0	4	Unholy Appetite, Poison Attacks

Options	Champion
----------------	----------



DIRE WOLVES #1

Dire Wolves x10 - Standard - Beast - 25x50mm


165 POINTS



<i>Global</i>	<i>Adv</i>	<i>Mar</i>	<i>Dis</i>	<i>Rea</i>	<i>Model Rules</i>	
	9"	18"	3	D3+4	Vanguard, Fearless, Undead, Ashes to Ashes	
<i>Defensive</i>	<i>HP</i>	<i>Def</i>	<i>Res</i>	<i>Arm</i>		
	1	3	3	0		
<i>Offensive</i>	<i>Att</i>	<i>Off</i>	<i>Str</i>	<i>Ap</i>	<i>Agi</i>	
Dire Wolves	1	3	3	0	3	Devastating Charge

Options	Champion
----------------	----------


Special



BARROW GUARD #1


Barrow Guard x20 - Standard - Infantry - 20x20mm

360 POINTS



<i>Global</i>	<i>Adv</i>	<i>Mar</i>	<i>Dis</i>	<i>Rea</i>	<i>Model Rules</i>	
	4"	8"	7	D3+4	Scoring, Fearless, Undead, Ashes to Ashes, Bodyguard	
<i>Defensive</i>	<i>HP</i>	<i>Def</i>	<i>Res</i>	<i>Arm</i>		
	1	3	4	0	Heavy Armour	
<i>Offensive</i>	<i>Att</i>	<i>Off</i>	<i>Str</i>	<i>Ap</i>	<i>Agi</i>	
Barrow Guard	1	3	4	1	3	Lethal Strike, Multiple Wounds, Magical Attacks


Options	Shield • Champion • Musician • Stalker's Standard
----------------	---



BARROW KNIGHTS #1

Barrow Knights x10 - Standard - Cavalry - 25x50mm

475 POINTS



<i>Global</i>	<i>Adv</i>	<i>Mar</i>	<i>Dis</i>	<i>Rea</i>	<i>Model Rules</i>	
	8"	16"	7	D3+2	Scoring, Fearless, Undead, Ghost Step, Ashes to Ashes	
<i>Defensive</i>	<i>HP</i>	<i>Def</i>	<i>Res</i>	<i>Arm</i>		
	1	3	4	2	Heavy Armour, Shield	
<i>Offensive</i>	<i>Att</i>	<i>Off</i>	<i>Str</i>	<i>Ap</i>	<i>Agi</i>	
Barrow Knights	1	3	4	1	3	Lethal Strike, Multiple Wounds, Magical Attacks, Lance
Skeletal Steed	1	2	3	0	2	Harnessed, Magical Attacks

Options	Champion • Musician • Standard Bearer • Black Standard of Zagvozd
----------------	---



DARK COACH #1

Dark Coach - Large - Construct - 50x100mm

475 POINTS



<i>Global</i>	<i>Adv</i>	<i>Mar</i>	<i>Dis</i>	<i>Rea</i>	<i>Model Rules</i>
---------------	------------	------------	------------	------------	--------------------

<i>Global</i>	<i>Adv</i>	<i>Mar</i>	<i>Dis</i>	<i>Rea</i>	<i>Model Rules</i>	
	8"	8"	7	1	Fear, Fearless, Swiftstride, Undead, Ghost Step, Unholy Conduit	
<i>Defensive</i>	<i>HP</i>	<i>Def</i>	<i>Res</i>	<i>Arm</i>		
	5	3	5	4	Aegis (4+)	
<i>Offensive</i>	<i>Att</i>	<i>Off</i>	<i>Str</i>	<i>Ap</i>	<i>Agi</i>	
Coachman	2	3	3	10	2	Magical Attacks, Great Weapon
Vampire	4	6	5	2	6	Vampiric (3+)
Undead Mounts (2)	1	3	4	1	2	Harnessed
Chassis			5	2		Inanimate, Impact Hits (D6+1, D6+1)

Options

Extended Chassis

The Suffering



WRAITHS #1

Wraiths x5 - Standard - Infantry - 20x20mm

185 POINTS



<i>Global</i>	<i>Adv</i>	<i>Mar</i>	<i>Dis</i>	<i>Rea</i>	<i>Model Rules</i>	
	6"	12"	5	1	Fear, Light Troops, Fearless, Undead, Ashes to Ashes, Terror, Wizard Conclave, Ghostly form	
<i>Defensive</i>	<i>HP</i>	<i>Def</i>	<i>Res</i>	<i>Arm</i>		
	1	3	3	0	Aegis (5+ [3+], [against non-Magical Attacks])	
<i>Offensive</i>	<i>Att</i>	<i>Off</i>	<i>Str</i>	<i>Ap</i>	<i>Agi</i>	
Wraiths	2	3	3	10	2	Reaper, Great Weapon

Swift Death



VAMPIRE SPAWN #1

Vampire Spawn x3 - Large - Infantry - 40x40mm

270 POINTS



<i>Global</i>	<i>Adv</i>	<i>Mar</i>	<i>Dis</i>	<i>Rea</i>	<i>Model Rules</i>	
	6"	12"	8	D3	Fear, Light Troops, Fearless, Frenzy, Swiftstride, Autonomous, Undead, Fly (9", 18", 9", 18")	
	9"	18"				
<i>Defensive</i>	<i>HP</i>	<i>Def</i>	<i>Res</i>	<i>Arm</i>		
	3	3	4	0		
<i>Offensive</i>	<i>Att</i>	<i>Off</i>	<i>Str</i>	<i>Ap</i>	<i>Agi</i>	
Vampire Spawn	3	4	5	2	4	Battle Focus, Vampiric (6+)

Options

Champion

Magics

Racial Trait Spell

This spell has a second Boosted version, which is shown using {{this colour-coding}}

	Casting	Range	Type	Duration
	Arise!			
<i>Mf</i>	4+ [8+] {11+}	18" [6" Aura] {12" Aura}	Augment	Instant

	Casting	Range	Type	Duration
<p><i>When resolving the spell, choose one of the following effects for each target:</i></p> <ul style="list-style-type: none"> ● <i>The R&F part of the target Raises a number of Health Points equal to its Reanimated value.</i> ● <i>Up to one Character within the target Recovers a number of Health Points equal to its Reanimated value.</i> <p><i>Models with Towering Presence cannot Recover more than 2 Health Points from this spell in a single Magic Phase.</i></p>				



Evocation

		Casting	Range	Type	Duration	Effect
5	Touch of the Reaper	7+ [9+]	(24") [18"]	Hex, Missile, Damage, Focused, Direct	Instant	The target suffers D3 hits with Strength 10, Armour Penetration 10, and Magical Attacks. When rolling to wound with this attack, use the target's Discipline instead of the target's Resilience.
3	Hasten the Hour	7+ [10+]	24" [18"]	Hex, Damage, Direct	Instant	Choose 1 {up to 3 different} models in the target unit (which may be Characters or Champions). Each of them suffers 1 hit that wounds automatically with Armour Penetration 10 and Magical Attacks.
4	Ancestral Aid	6+ [7+]	12" [18"]	Augment	Last one Turn	The target must reroll failed to-hit rolls with its Close Combat Attacks.
6	Danse Macabre	5+ [9+]	12" [9"Aura]	Augment	Instant	The target may perform a 8" [6"] Magical Move and gains Ghost Step during this move.
1	Spectral Blades	5+ [9+]	18"	Augment	Last one Turn	The target must reroll failed to-wound rolls with its Melee Attacks [and gains Lethal Strike].
A	Evocation of Souls				Instant	If your Veil Token pool contains less than 3 Veil Tokens, you gain one Veil Token. No more than 1 Veil Token can be gained from this spell each Phase.
2	Whispers of the Veil	8+	24"	Hex	Last one Turn	The target suffers -1 Resilience. In addition, a unit with at least one model affected by one or more instances of the spell suffers -1 Discipline.

Magic items

True Thirst: Attacks made with this weapon gain +1 Strength, +1 Armour Penetration, and become Magical Attacks, and Vampiric (3+). For each unsaved wound caused by this weapon during a Melee Phase, Raise 1 Health Point of R&F models in the wielder's unit at the end of the Melee Phase. The number of Raised Health Points in each phase cannot exceed the fixed component of the Reanimated value of the R&F models in the unit, disregarding any D3 or D6 parts (e.g. you can Raise 4 Zombies in a single phase).

Talisman of Shielding: The bearer gains Aegis (5+).

Essence of Mithril: The wearer's Armour is set to 5 and can never be improved beyond this.

Magic banners

Flaming Standard: One use only. May be activated at the start of a Round of Combat or before shooting with the bearer's unit. The bearer's unit gains Flaming Attacks. If activated when Engaged in Combat, the effect lasts until the bearer's unit is no longer Engaged in Combat. If activated before shooting with the bearer's unit, the effect lasts until the end of the phase.

Banner of Speed: A unit with one or more Banners of Speed gains +1" Advance Rate and +2" March Rate.

Stalker's Standard: The bearer's unit gains Strider.

Black Standard of Zagvozd: Close Combat Attacks made by R&F model parts without Harnessed in the bearer's unit gain +1 to hit. At the start of any Melee Phase, if the bearer's unit is unengaged, you may choose a friendly Standard Height Infantry or Barrow Knight unit within 6" of the bearer. Close Combat Attacks made by R&F model parts without Harnessed in that unit gain +1 to hit until the end of the Melee Phase.

Model Rules

Aegis:

Ashes to Ashes: At the end of any phase in which the Master is removed as a casualty, every unit in the army with one or more models with Ashes to Ashes must pass a Discipline Test or lose a number of Health Points equal to the amount by which the test was failed, with no saves of any kind allowed. These Health Point losses are allotted following the rules for Unstable, except that they can never be allotted to models that do not have Ashes to Ashes. The number of Health Points lost is reduced by 1 if the unit is within range of Rally Around the Flag.

At the end of the Player Turn in which the Master was removed as a casualty, a new Master may be selected. In order to do so, nominate a friendly Wizard Character that either has Vampiric or has chosen Evocation. This Character becomes the new Master.

At the start of each friendly Player Turn after the army's Master has been removed as a casualty and no new Master has been selected, every unit with Ashes to Ashes must once again pass a Discipline Test or lose Health Points as described above.

Autonomous: Undead units consisting entirely of models with Autonomous may perform March Moves as normal, even when outside the range of friendly models' Commanding Presence. The unit must still pass a Discipline Test in order to do so if within 8" of non-Fleeing enemy units.

Awaken: The model can Raise Health Points above a unit's starting size for the units stated within brackets. However, units cannot be increased beyond twice their starting size or beyond the maximum unit size written in their unit entry. A unit's starting size is the size of the unit as written on the Army List or the size of the unit when it is Summoned.

Battle Focus: If the attack hits with a natural to-hit roll of '6', the attack causes two hits instead of one.

Bodyguard: When a Character is joined to a unit in which at least one model has Bodyguard, that Character gains Stubborn. When Characters or Character types are stated in brackets, Bodyguard only works for the specified Characters or Character types.

Devastating Charge: Attacks & Weapons, Melee

A charging model part with Devastating Charge, or using a weapon with Devastating Charge, gains the Model Rules and Characteristic modifiers stated in brackets. For example, a charging model part with Devastating Charge (+1 Strength, Poison Attacks) gains +1 Strength and Poison Attacks when it is charging. This rule is cumulative: a model part with several instances of Devastating Charge applies all Attack Attributes and Characteristics modifiers from all of them when charging.

Fear: Units in base contact with one or more enemy models with Fear suffer -1 Discipline. At the start of each Round of Combat, such units must take a Discipline Test, called a Fear Test. If this test is failed, the models in the unit are Shaken until the end of the Round of Combat. Models that have Fear themselves are immune to the effects of Fear.

Fearless: If more than half of a unit's models are Fearless, the unit automatically passes Panic Tests and Decimated Tests and cannot declare a Flee Charge Reaction (unless already Fleeing). Models that are Fearless are also immune to the effects of Fear.

First Raised: As long as the unit has a Champion, it can perform Swift Reforms as if it had a Musician.

Fly: The model gains Light Troops and Swiftstride. Units composed entirely of models with Fly may make Flying Movements when performing a Move Chargers move, an Advance Move, or a March Move. When a unit makes a Flying Movement, substitute its models' Advance Rate with the first value given in brackets (X), and their March Rate with the second value given in brackets (Y). All modifiers to ground movement values are also applied to the flying values of a model. Units using Flying Movement ignore all Terrain Features and units during the Flying Movement (from their starting to their ending position), but must abide by the Unit Spacing rule at the end of the move (unless charging, when the normal exceptions to the Unit Spacing rule apply). They are still affected by the effects of the Terrain Features from which they take off and in which they land.

Frenzy: A unit with at least half its models with Frenzy cannot choose Flee as Charge Reaction, and when taking Discipline Tests, apply the following:

- If it is a Panic Test, Decimated Test or Fear Test: the unit gains +2 Discipline.
- If it is a Break Test, roll the test as normal.
- If it is anyother Discipline Test, the unit suffers -2Discipline.

At the start of the Charge Phase, each of your units with at least one model with Frenzy that could Declare a Charge against an enemy unit within the unit's Advance Rate +7" (using the lowest Advance Rate among the unit's models; if a model has more than 1 Advance Rate available, use the highest one) must take a Discipline Test, called a Frenzy Test. If the test is failed, the whole unit must Declare a Charge this Player Turn. Note that Characters are never forced to charge out of their units.

Gates of the Netherworld: Whenever a model with Gates of the Netherworld successfully casts Arise!, after resolving the spell's effect, choose a friendly unit with a Reanimated value and within 12" of the Caster. This unit, or a single Character inside the unit, Raises 1 Health Point. No unit can be chosen more than twice per Magic Phase by Gates of the Netherworld.

Ghost Step: The model treats all Terrain Features as Open Terrain for movement purposes, but must abide by the Unit Spacing rule upon the completion of its moves.

Ghostly form: The model gains Ghost Step and Magical Attacks. R&F models with Ghostly Form can only be joined by Characters with Ghostly Form.

Great Weapon: Attacks made with a Great Weapon gain +2 Strength, +2 Armour Penetration and always strike at Initiative Step 0 (regardless of the wielder's Agility). A model using this weapon cannot simultaneously use a Shield against Melee Attacks

Hand Weapon: All models come equipped with a Hand Weapon as their default equipment. If a model has any Close Combat Weapon other than a Hand Weapon, it cannot choose to use the Hand Weapon (unless specifically stated). Hand Weapons wielded by models on foot can be used alongside a Shield, then giving Parry

Harnessed: Model parts with Harnessed cannot make Supporting Attacks and cannot use Weapons. Shooting Weapons carried by model parts with Harnessed can be used by other model parts of the same model (as long as they do not have Harnessed or Inanimate). A model with with at least one model part with Harnessed is considered to be mounted.

Heavy Armour: +2 Armor

Impact Hits: At Initiative Step 10, a charging model part with Impact Hits must choose an enemy unit that is in base contact with the attacking model's Front Facing. This unit suffers a number of hits equal to the value stated in brackets (X). These hits are resolved with the attacking model part's Strength and Armour Penetration.

If a model has both Grind Attacks and Impact Hits, it may only use one of these rules in the same Round of Combat (its controlling player may choose which). In multipart models, only model parts that also have Harnessed or Inanimate can use their Impact Hits. When several models in the same unit have Impact Hits, and when X is a random number (e.g. Impact Hits (D6)), roll for the number of hits separately for each model part.

Inanimate: Inanimate - Melee

Model parts with Inanimate cannot make Close Combat Attacks and cannot use Shooting Weapons. Shooting Weapons carried by model parts with Inanimate can be used by other model parts of the same model (as long as they do not have Harnessed or Inanimate).

Lance: Attacks made with a Lance and allocated toward models in the wielders' Front Facing gain Devastating Charge (+2 Strength, +2 Armour Penetration). Infantry cannot use Lances.

Lethal Strike: If the attack wounds with a natural to-wound roll of 6+, its Armour Penetration is set to 10 and the target of the attack cannot take a Regeneration save against it.

Light Armour: Armor +1

Light Troops: Units composed entirely of models with Light Troops are allowed to make any number of Reforms when performing Advance Moves or March Moves. They are allowed to shoot even if they Marched or Reformed. No model can end its movement with its centre further away than its March Rate from its starting position, around any obstructions (including the Unit Spacing rule). This means that when checking the distance travelled by a model, check the path the model would have taken if it was alone, with the exception that the unit as a whole cannot break the Unit Spacing rule while performing the move. If a model performed any action during the movement (such as a Sweeping Attack), the distance moved is counted from its starting position to the point on the Battlefield where it performed that action and then to its final position. If more than half the models in a unit have Light Troops, the unit always counts as having 0 Full Ranks. Characters with Light Troops that are joined to units with one or more models without Light Troops, lose this rule for as long as they remain with the unit. An Infantry Character joined to an Infantry unit with both Light Troops and the same Size as the Character gains Light Troops for as long as it remains with the unit.

Magical Attacks: The attack doesn't have any special effects. However, it interacts with other rules, such as Otherworldly. Model parts with Magical Attacks apply it also to their Special Attacks (such as Stomp Attacks, Impact Hits and Breath Attack).

Multiple Wounds: Attacks & Weapons, Melee

Unsaved wounds caused by the attacks are multiplied into the value given in brackets (X). If the value is a dice (e.g. Multiple Wounds (D3)), roll one dice for each unsaved wound with Multiple Wounds. The amount of wounds that the attack is multiplied into can never be higher than the Health Points Characteristic of the target (excluding Health Points lost previously in the battle). For example, if a Multiple Wounds (D6) attack wounds a unit of Trolls (HP 3) and rolls a '5' for the multiplier, the number of unsaved wounds is reduced to 3, even if the Troll unit has already lost one or two Health Points previously in battle.

If Clipped Wings is stated after the X value in brackets, any unsaved wound caused by the attack against a model with Fly is multiplied into X+1 instead of X.

Not a Leader: The model cannot be the General.

Poison Attacks: If the attack successfully hits with a natural to-hit roll of '6', it automatically wounds with no to-wound roll needed. Shooting Attacks using the Hopeless Shot can only automatically wound if the first to-hit roll is a natural '6'. Note that the second to-hit roll must still be successful in order to hit the target. If the attack can be turned into more than one hit (e.g. a hit with Area Attack, Battle Focus, or Penetrating), only a single hit, chosen by the attacker, automatically wounds. All other hits must roll to wound as normal.

Reaper: A unit consisting entirely of models on foot with Reaper ignores all other units during Advance Moves and March Moves, but it must follow the Unit Spacing rule at the end of its move.

The unit can make a Sweeping Attack. The enemy unit suffers 1 hit with Strength 5 and Armour Penetration 10 for each model part with Reaper in the unit.

Scoring: Units with at least one model with Scoring are considered to be Scoring Units, which are used for winning Secondary Objectives (see section XVI.2 "Scoring Secondary Objectives", page 67). Every army needs a few Scoring units to be able to complete Secondary Objectives, which is why units with Scoring are marked in the Army Books with a special pennant icon:

Scoring can be lost during the game:

- A unit that is Fleeing loses Scoring for as long as it is Fleeing.
- An Ambushing unit that enters the Battlefield on Game Turn 4 or later loses Scoring.
- A unit that has performed a Post-Combat Reform loses Scoring until the start of the following Player Turn.

Shield: +1 Armour Hand Weapons wielded by models on foot can be used alongside a Shield, then giving Parry.

Swiftstride: When a unit composed entirely of models with Swiftstride rolls Charge Range, Flee Distance, Pursuit Distance or Overrun Distance, it rolls an additional D6 (normally this will lead to rolling 3D6) and discards the lowest D6 rolled.

Terror: The model gains Fear and is immune to the effects of Terror. When a unit with one or more models with Terror Declares a Charge, its target must take a Panic Test. If the test is failed, the target of the charge must declare a Flee Charge Reaction, if able to do so.

Undead: The model gains Unstable. Models with Undead cannot perform March Moves, unless their unit starts the March Move within the range of a friendly model's Commanding Presence. The only Charge Reaction a unit with one or more models with Undead can make is Hold.

When units consisting entirely of models with Undead lose Health Points due to Unstable, the number of lost Health Points can be reduced in some situations. Apply the modifiers in the following order:

1. If the unit is Stubborn, halve the number of lost Health Points (round fractions up).
2. If the unit is Steadfast, reduce all lost Health Points above 12 to 12.
3. If the unit receives Rally Around the Flag, reduce the number of lost Health Points with the unit's current Rank Bonus. Units with no Rank Bonus reduce the number of Health Points lost by 1 instead.
4. Apply all other modifiers (from Special Equipment, Model Rules, spells, etc.) afterwards.

Unholy Appetite: After a Round of Combat in which attacks with Unholy Appetite caused an enemy model to lose one or more Health Points, all attacks with Unholy Appetite from models in the same unit must reroll failed to-hit rolls until the end of the next Player Turn.

Unholy Conduit: Universal Rule.

Friendly units within 6" of the model gain Autonomous

Unliving Shield: Enemy models cannot allocate Close Combat Attacks towards a Necromancer as long as they can allocate attacks towards a model with Unliving Shield in the same unit as the Necromancer. This rule cannot be used if there are also models with Vampiric in the same unit.

Vampiric: At the end of each Melee Phase, check and resolve the following effects for all models with Vampiric:

- Character – If at least one attack with Vampiric made by the Character caused an unsaved wound against enemy units, the Character can make a single Vampiric roll. If successful, the Character Recovers a single Health Point.
- R&F model – If at least one attack with Vampiric made by a R&F model in the unit caused an unsaved wound against enemy units, the unit can make a single Vampiric roll. If successful, the unit Raises a single Health Point.

A Vampiric roll is successful if the D6 scores X+, where X is the number stated within brackets. Use only the best value if a unit or Character has multiple parts with this Attack Attribute that each caused unsaved wounds. A roll of '1' on a Vampiric roll is always a failure and a '6' is always a success. Models with Towering Presence suffer a -2 modifier to their Vampiric rolls.

Vanguard: After Deployment (including units with Scout), models with Vanguard may perform a 12" move. The move is performed as an Advance Move in the Movement Phase, including any actions and restrictions the unit would normally have (such as Wheeling, Reforming, joining units, leaving units and so on). The 12" distance is used instead of the unit's Advance Rate and March Rate. This move cannot be used to move within 12" of enemy units. This is decreased to 6" for enemy units which have either Scouted or Vanguarded. Units that have moved in this way may not Declare Charges in the first Player Turn (if their side has the first turn). If both players have units with Vanguard, alternate moving units one at a time, starting with the player that finished deploying last. Instead of moving a unit, a player may declare to not move any more Vanguarding units.

Wail of Woe: Special Attack.

A model with this Special Attack can use it as 1. a Shooting Attack, and as 2. a Special Attack when Engaged in Combat.

1. Choose a target using the normal rules for Shooting Attacks. The attack has Range 8", March and Shoot, and inflicts D6+2 hits with Strength 4, Armour Penetration 1, and Magical Attacks.

2. The attack is made at the model part's Agility. Declare that you are using Wail of Woe when allocating attacks. If used, the model part cannot perform any Close Combat Attacks. Choose a single unit in base contact as the target. The target unit suffers D3+1 hits with Strength 4, Armour Penetration 1, and Magical Attacks.

Wizard Apprentice: - Knows 1 spell.

- Can select between the Learned Spell 1 of its chosen Path and the Hereditary Spell of its army.

The Wizard selects its spells as described in Spell Selection

Wizard Conclave: The Champion of a unit with Wizard Conclave gains +1 Health Point in addition to the normal Characteristics increases associated with being a Champion, and is a Wizard Adept.

This Champion may select up to two spells from predetermined spells given in brackets after Wizard Conclave.

This overrides the Spell Selection rules connected to being a Wizard Adept.

Qr codes of your army

You can print this page to have all your army's units qrcode and cut them to stick them on your units, with them you can directly access to the unit's profil with your phone.

Vampire Count #1



Necromancer #1



Barrow King #1



Banshee #1



Zombies #1



Skeletons #2



Skeletons #1



Ghouls #1



Dire Wolves #1



Barrow Guard #1



Barrow Knights #1



Dark Coach #1



Wraiths #1



Vampire Spawn #1

