



# BEAST HERDS

## BEAST HERDS ALPHA - 2 995 POINTS



1180 pts (39.00 %) 895 pts (30.00 %) 920 pts (31.00 %) 1355 pts (45.00 %) 0 pts (0.00 %)  
**Characters** **Core** **Special** **Ambush Predators** **Terrors of the Wild**  
 (40 Max) (20 Least) (0 NoLimit) (60 Max) (40 Max)

### Characters



#### BEAST LORD #1

Beast Lord - Large - Construct - 50x100mm

560 POINTS



Global	Adv	Mar	Dis	Model Rules	
	5"	10"	9	Pack Tactics, Strider	
Defensive	HP	Def	Res	Arm	
	3	6	5	0	Light Armour
Offensive	Att	Off	Str	Ap	Agi
Beast Lord	4	6	5	2	5
Primal Instinct, Hand Weapon					



#### MOUNT RAZORTUSK CHARIOT

Global	Adv	Mar	Dis	Model Rules	
	7"	7"	C	Light Troops, Strider, Swiftstride, Hunting Horn	
Defensive	HP	Def	Res	Arm	
	5	C	C	C+1	
Offensive	Att	Off	Str	Ap	Agi
Wildhorn Crew(3)	1	4	3	0	3
Razortusk	4	3	5	2	2
Chassis			5	2	
Primal Instinct, Light Lance					
Harnessed, Devastating Charge					
Inanimate, Impact Hits (D6+1, D6+1)					

<b>Options</b>	Hunting Call • Shield (Dusk Forged) • Heavy Armour • Beast Axe (Fatal Folly) • Razortusk Chariot • General
<b>Magic items</b>	Fatal Folly (Beast Axe) • Crown of Horns • Dusk Forged (Shield)



#### SOOTHSAYER #1

Soothsayer - Standard - Infantry - 25x25mm

270 POINTS



Global	Adv	Mar	Dis	Model Rules	
	5"	10"	8	Pack Tactics, Blood Offering, Wizard Apprentice, Strider	
Defensive	HP	Def	Res	Arm	
	3	4	5	0	
Offensive	Att	Off	Str	Ap	Agi
Soothsayer	1	4	3	0	3
Primal Instinct, Hand Weapon					

<b>Options</b>	Paired Weapons • Evocation • Light Armour
<b>Magic items</b>	Ancestral Carvings (Hand Weapon) • Talisman of Shielding



#### BEAST CHIEFTAIN #1

Beast Chieftain - Standard - Infantry - 25x25mm

350 POINTS





Global	Adv	Mar	Dis	Model Rules	
	5"	10"	8	Pack Tactics, Strider	

<i>Defensive</i>	<i>HP</i>	<i>Def</i>	<i>Res</i>	<i>Arm</i>	
	3	5	5	0	<b>Light Armour</b>
<i>Offensive</i>	<i>Att</i>	<i>Off</i>	<i>Str</i>	<i>Ap</i>	<i>Agi</i>
<b>Beast Chieftain</b>	3	5	4	1	4 <b>Primal Instinct, Hand Weapon</b>



<b>Options</b>	Battle Standard Bearer • Greater Totem Bearer • Heavy Armour • Paired Weapons (Twin Hungers) • Ambush • Black Wing Totem • Blooded Horn Totem • Clouded Eye Totem • Gnarled Hide Totem
<b>Magic items</b>	Twin Hungers (Paired Weapons)
<b>Magic banners</b>	Banner of Speed (Battle Standard Bearer)

## Core

	<b>WILDHORN HERD #1</b> Wildhorn Herd x25 - Standard - Infantry - 25x25mm	<b>395</b> POINTS	
--	--	-------------------	---

<i>Global</i>	<i>Adv</i>	<i>Mar</i>	<i>Dis</i>	<i>Model Rules</i>	
	5"	10"	7	<b>Pack Tactics, Strider, Scoring</b>	
<i>Defensive</i>	<i>HP</i>	<i>Def</i>	<i>Res</i>	<i>Arm</i>	
	1	4	4	0	
<i>Offensive</i>	<i>Att</i>	<i>Off</i>	<i>Str</i>	<i>Ap</i>	<i>Agi</i>
<b>Wildhorn</b>	1	4	3	0	3 <b>Primal Instinct</b>



<b>Options</b>	Champion • Musician • Standard Bearer • Paired Weapons and Throwing Weapons (5+) • Ambush
<b>Magic banners</b>	Rending Banner (Banner Enchantment)

	<b>WILDHORN HERD #2</b> Wildhorn Herd x40 - Standard - Infantry - 25x25mm	<b>500</b> POINTS	
--	--	-------------------	---

<i>Global</i>	<i>Adv</i>	<i>Mar</i>	<i>Dis</i>	<i>Model Rules</i>	
	5"	10"	7	<b>Pack Tactics, Strider, Scoring</b>	
<i>Defensive</i>	<i>HP</i>	<i>Def</i>	<i>Res</i>	<i>Arm</i>	
	1	4	4	0	
<i>Offensive</i>	<i>Att</i>	<i>Off</i>	<i>Str</i>	<i>Ap</i>	<i>Agi</i>
<b>Wildhorn</b>	1	4	3	0	3 <b>Primal Instinct</b>

<b>Options</b>	Champion • Musician • Standard Bearer • Totem Bearer • Paired Weapons and Throwing Weapons (5+) • Black Wing Totem
<b>Magic banners</b>	Legion Standard (Banner Enchantment)

## Special

	<b>FERAL HOUNDS #1</b> Feral Hounds x5 - Standard - Beast - 25x50mm	<b>80</b> POINTS	
--	--	------------------	---

<i>Global</i>	<i>Adv</i>	<i>Mar</i>	<i>Dis</i>	<i>Model Rules</i>	
	8"	16"	5	<b>Strider, Vanguard, Ambush, Insignificant</b>	
<i>Defensive</i>	<i>HP</i>	<i>Def</i>	<i>Res</i>	<i>Arm</i>	
	1	4	3	0	
<i>Offensive</i>	<i>Att</i>	<i>Off</i>	<i>Str</i>	<i>Ap</i>	<i>Agi</i>
<b>Feral Hound</b>	1	4	3	0	3



### LONGHORN HERD #1

Longhorn Herd x30 - Standard - Infantry - 25x25mm

620 POINTS



Global	Adv	Mar	Dis	Model Rules		
	5"	10"	8	Pack Tactics, Strider, Scoring, Bodyguard		
Defensive	HP	Def	Res	Arm		
	1	4	4	0	Heavy Armour	
Offensive	Att	Off	Str	Ap	Agi	
Longhorn	1	4	4	1	3	Primal Instinct

<b>Options</b>	Great Weapon • Champion • Musician • Standard Bearer • Totem Bearer • Gnarled Hide Totem
<b>Magic banners</b>	Banner of the Relentless Company (Banner Enchantment)



### RAIDING CHARIOTS #1

Raiding Chariots x2 - Large - Construct - 50x100mm

220 POINTS



Global	Adv	Mar	Dis	Model Rules		
	7"	7"	8	Strider, Light Troops, Swiftstride		
Defensive	HP	Def	Res	Arm		
	4	4	4	2	Light Armour	
Offensive	Att	Off	Str	Ap	Agi	
Wildhorn Crew	1	4	3	0	3	Primal Instinct, Light Lance
Longhorn Crew	1	4	4	1	3	Primal Instinct, Great Weapon
War Hog (2)	1	3	4	1	2	Harnessed
Chassis			5	2		Inanimate, Impact Hits (D6, D6)

## Magics

Racial Trait Spell

	Casting	Range	Type	Duration
<b>Echoes of the Dark Forest</b>				
Mf	4+ [8+]	18" [36"]	Augment	Last one Turn
<i>The target gains Fear, Fearless, and Terror. Enemy units in base contact with the target suffer -1 Discipline.</i>				



Evocation

		Casting	Range	Type	Duration	Effect
1	Spectral Blades	5+ [9+]	18"	Augment	Last one Turn	The target must reroll failed to-wound rolls with its Melee Attacks[and gains Lethal Strike].
3	Hasten the Hour	7+ [10+]	24" [18"]	Hex, Damage, Direct	Instant	Choose 1 {up to 3 different} models in the target unit (which may be Characters or Champions). Each of them suffers 1 hit that wounds automatically with Armour Penetration 10 and Magical Attacks.
2	Whispers of the Veil	8+	24"	Hex	Last one Turn	The target suffers -1 Resilience. In addition, a unit with at least one model affected by one or more instances of the spell suffers -1 Discipline.
4	Evocation of Souls				Instant	If your Veil Token pool contains less than 3 Veil Tokens, you gain one Veil Token. No more than 1 Veil Token can be gained from this spell each Phase.
5	Touch of the Reaper	7+ [9+]	(24") [18"]	Hex, Missile, Damage, Focused, Direct	Instant	The target suffers D3 hits with Strength 10, Armour Penetration 10, and Magical Attacks. When rolling to wound with this attack, use the target's Discipline instead of the target's Resilience.
6	Danse Macabre	5+ [9+]	12" [9"Aura]	Augment	Instant	The target may perform a 8" [6"] Magical Move and gains Ghost Step during this move.

		Castings	Range	Type	Duration	Effect
4	Ancestral Aid	6+ [7+]	12" [18"]	Augment	Last one Turn	The target must reroll failed to-hit rolls with its Close Combat Attacks.

## Magic items

**Ancestral Carvings:** Attacks made with this weapon gain +2 Strength and +2 Armour Penetration, and become **Magical Attacks**. The wielder gains +2 Attack Value and **Distracting** while using this weapon.

**Crown of Horns:** The bearer's unit and all units within range of its Commanding Presence (if applicable) automatically pass Discipline Tests taken due to Primal Instinct.

**Dusk Forged:** The bearer may choose to reroll its failed Armour Saves while using this Shield. If it does, it automatically fails all Special Saves.

**Fatal Folly:** Attacks made with this weapon become **Magical Attacks**. For each Close Combat Attack against the wielder's model that rolls a natural to-hit roll of '1', the wielder **must** perform a Close Combat Attack at the same Initiative Step (this overrides the normal restriction that Beast Axe attacks always strike at Initiative Step 0). This **must** be allocated towards the model (or Health Pool) that rolled the '1' to hit.

**Talisman of Shielding:** The bearer gains Aegis (5+).

**Twin Hungers:** Attacks made with this weapon gain **Lethal Strike** and become **Magical Attacks**. Whenever the wielder rolls a natural '6' to wound with a Close Combat Attack, and this attack causes an unsaved wound, the bearer Recovers 1 Health Point at the end of the Initiative Step. No more than 1 Health Point may be Recovered per phase in this manner.

## Magic banners

**Banner of Speed:** A unit with one or more Banners of Speed gains +1" Advance Rate and +2" March Rate.

**Banner of the Relentless Company:** One use only. May be activated during the owner's Movement Phase. All Infantry models in the bearer's unit always have March Rate 15", until the end of the Player Turn. Only a single Banner of the Relentless Company may be activated during the same phase.

**Legion Standard:** A unit with one Legion Standard increases the maximum of its Rank Bonus by +1 (normally this means the unit can add up to 4 Full Ranks to its Combat Score). A unit with two or more Legion Standards increases the maximum of its Rank Bonus by +2 instead.

**Rending Banner:** One use only. May be activated at the start of a Round of Combat. Close Combat Attacks from R&F models in the bearer's unit gain +1 Armour Penetration until the bearer's unit is no longer Engaged in Combat. A model can only be affected by a single Rending Banner at the same time.

## Model Rules

### Ambush:

**Blood Offering:** Universal Rule.

A unit that includes at least one Character with Blood Offering may reroll failed Panic Tests at the cost of inflicting one wound with no saves of any kind allowed to a Character with Blood Offering in the unit.

**Bodyguard:** When a Character is joined to a unit in which at least one model has Bodyguard, that Character gains Stubborn. When Characters or Character types are stated in brackets, Bodyguard only works for the specified Characters or Character types.

**Great Weapon:** Attacks made with a Great Weapon gain +2 Strength, +2 Armour Penetration and always strike at Initiative Step 0 (regardless of the wielder's Agility). A model using this weapon cannot simultaneously use a Shield against Melee Attacks.

**Hand Weapon:** All models come equipped with a Hand Weapon as their default equipment. If a model has any Close Combat Weapon other than a Hand Weapon, it cannot choose to use the Hand Weapon (unless specifically stated). Hand Weapons wielded by models on foot can be used alongside a Shield, then giving Parry.

**Harnessed:** Model parts with Harnessed cannot make Supporting Attacks and cannot use Weapons. Shooting Weapons carried by model parts with Harnessed can be used by other model parts of the same model (as long as they do not have Harnessed or Inanimate). A model with at least one model part with Harnessed is considered to be mounted.

**Heavy Armour:** +2 Armor

**Impact Hits:** At Initiative Step 10, a charging model part with Impact Hits must choose an enemy unit that is in base contact with the attacking model's Front Facing. This unit suffers a number of hits equal to the value stated in brackets (X). These hits are resolved with the attacking model part's Strength and Armour Penetration. If a model has both Grind Attacks and Impact Hits, it may only use one of these rules in the same Round of Combat (its controlling player may choose which). In multipart models, only model parts that also have Harnessed or Inanimate can use their Impact Hits. When several models in the same unit have Impact Hits, and when X is a random number (e.g. Impact Hits (D6)), roll for the number of hits separately for each model part.

**Inanimate:** Inanimate - Melee

Model parts with Inanimate cannot make Close Combat Attacks and cannot use Shooting Weapons. Shooting Weapons carried by model parts with Inanimate can be used by other model parts of the same model (as long as they do not have Harnessed or Inanimate).

**Insignificant:**

**Light Armour:** Armor +1

**Light Lance:**

**Light Troops:** Units composed entirely of models with Light Troops are allowed to make any number of Reforms when performing Advance Moves or March Moves. They are allowed to shoot even if they Marched or Reformed. No model can end its movement with its centre further away than its March Rate from its starting position, around any obstructions (including the Unit Spacing rule). This means that when checking the distance travelled by a model, check the path the model would have taken if it was alone, with the exception that the unit as a whole cannot break the Unit Spacing rule while performing the move. If a model performed any action during the movement (such as a Sweeping Attack), the distance moved is counted from its starting position to the point on the Battlefield where it performed that action and then to its final position.

If more than half the models in a unit have Light Troops, the unit always counts as having 0 Full Ranks. Characters with Light Troops that are joined to units with one or more models without Light Troops, lose this rule for as long as they remain with the unit. An Infantry Character joined to an Infantry unit with both Light Troops and the same Size as the Character gains Light Troops for as long as it remains with the unit.

**Pack Tactics:** Units fully composed of models with Pack Tactics gain Swiftstride for the Charge Range roll if they are Located in the Charged unit's Flank or Rear Facing when rolling their Charge Range in the Charge Phase.

**Primal Instinct:** Attack Attribute – Close Combat

At the start of each Round of Combat, each unit with one or more model parts with this Attack Attribute must take a Discipline Test.

If the test is passed, all model parts with Primal Instinct in the unit must reroll failed to-hit rolls during this Round of Combat.

**Scoring:** Units with at least one model with Scoring are considered to be Scoring Units, which are used for winning Secondary Objectives (see section XVI.2 "Scoring Secondary Objectives", page 67). Every army needs a few Scoring units to be able to complete Secondary Objectives, which is why units with Scoring are marked in the Army Books with a special pennant icon:

Scoring can be lost during the game:

- A unit that is Fleeing loses Scoring for as long as it is Fleeing.
- An Ambushing unit that enters the Battlefield on Game Turn 4 or later loses Scoring.
- A unit that has performed a Post-Combat Reform loses Scoring until the start of the following Player Turn.

**Strider:** The model automatically passes Dangerous Terrain Tests taken due to Terrain.

If more than half of a unit's models have Strider, the unit never loses their Steadfast or Rank Bonus due to Terrain.

Sometimes Strider is linked to a specific type of Terrain, stated in brackets.

In this case, models with Strider are considered Striders only when interacting with such type of Terrain.

**Swiftstride:** When a unit composed entirely of models with Swiftstride rolls Charge Range, Flee Distance, Pursuit Distance or Overrun Distance, it rolls an additional D6 (normally this will lead to rolling 3D6) and discards the lowest D6 rolled.

**Vanguard:** After Deployment (including units with Scout), models with Vanguard may perform a 12" move. The move is performed as an Advance Move in the Movement Phase, including any actions and restrictions the unit would normally have (such as Wheeling, Reforming, joining units, leaving units and so on). The 12" distance is used instead of the unit's Advance Rate and March Rate. This move cannot be used to move within 12" of enemy units. This is decreased to 6" for enemy units which have either Scouted or Vanguarded. Units that have moved in this way may not Declare Charges in the first Player Turn (if their side has the first turn). If both players have units with Vanguard, alternate moving units one at a time, starting with the player that finished deploying last. Instead of moving a unit, a player may declare to not move any more Vanguarding units.

**Wizard Apprentice:** - Knows 1 spell.

- Can select between the Learned Spell 1 of its chosen Path and the Hereditary Spell of its army.

The Wizard selects its spells as described in Spell Selection

## Qr codes of your army

You can print this page to have all your army's units qrcode and cut them to stick them on your units, with them you can directly access to the unit's profil with your phone.

Beast Lord #1



Soothsayer #1



Beast Chieftain #1



Wildhorn Herd #1



Wildhorn Herd #2



Feral Hounds #1



Longhorn Herd #1



Raiding Chariots #1

