



BEAST HERDS

LIST BEAST HERDS (v2022 BETA 2) #1 - 3 065 POINTS



1435 pts (32.00%) **400 pts (9.00%)** 1230 pts (27.00%) 0 pts (0.00%) 545 pts (12.00%)
Characters **Core** **Special** **Terrors of the Wild** **Ambush Predators**
 (40 Max) (20 Least) (0 NoLimit) (40 Max) (60 Max)

Characters



BEAST LORD #1

Beast Lord - Large - Construct - 50x100mm

575 POINTS



Global	Adv	Mar	Dis	Model Rules		
	5"	10"	9	Strider, Pack Tactics		
Defensive	HP	Def	Res	Arm		
	3	6	5	0	Light Armour	
Offensive	Att	Off	Str	Ap	Agi	
Beast Lord	4	6	5	2	5	Primal Instinct, Hand Weapon



MOUNT RAZORTUSK CHARIOT

Global	Adv	Mar	Dis	Model Rules		
	7"	7"	C	Light Troops, Strider, Swiftstride, Hunting Horn		
Defensive	HP	Def	Res	Arm		
	5	C	C	C+1		
Offensive	Att	Off	Str	Ap	Agi	
Wildhorn Crew	1	4	3	0	3	Primal Instinct, Light Lance
Razortusk	4	3	5	2	2	Devastating Charge, Harnessed
Chassis			5	2		Impact Hits, Inanimate

Options	General • Shield (Dusk Forged) • Beast Axe (Fatal Folly) • Hunting Call • Razortusk Chariot
Magic items	Trickster's Cunning (Light Armour) • Dusk Forged (Shield) • Fatal Folly (Beast Axe)



SOOTHSAYER #1

Soothsayer - Standard - Infantry - 25x25mm

580 POINTS



Global	Adv	Mar	Dis	Model Rules		
	5"	10"	8	Strider, Wizard Apprentice, Pack Tactics, Blood Offering		
Defensive	HP	Def	Res	Arm		
	3	4	5	0		
Offensive	Att	Off	Str	Ap	Agi	
Soothsayer	1	4	3	0	3	Primal Instinct, Hand Weapon

Options	Light Armour (Aaghor's Affliction) • Wizard Master
Magic items	Aaghor's Affliction (Light Armour) • Seed of the Dark Forest



BEAST CHIEFTAIN #1

Beast Chieftain - Standard - Infantry - 25x25mm

280 POINTS



Global	Adv	Mar	Dis	Model Rules	
	5"	10"	8	Strider, Pack Tactics	

<i>Defensive</i>	<i>HP</i>	<i>Def</i>	<i>Res</i>	<i>Arm</i>		
	3	5	5	0	Light Armour	
<i>Offensive</i>	<i>Att</i>	<i>Off</i>	<i>Str</i>	<i>Ap</i>	<i>Agi</i>	
Beast Chieftain	3	5	4	1	4	Primal Instinct, Hand Weapon

Options	Heavy Armour (Ghostly Guard) • Great Weapon (Blessed Inscriptions) • Ambush • Battle Standard Bearer
Magic items	Ghostly Guard (Heavy Armour) • Blessed Inscriptions (Great Weapon)

Core

	MONGREL RAIDERS #1 Mongrel Raiders x15 - Standard - Infantry - 20x20mm	155 POINTS	
--	--	-------------------	---

<i>Global</i>	<i>Adv</i>	<i>Mar</i>	<i>Dis</i>	<i>Model Rules</i>
	5"	10"	6	Light Troops, Skirmisher, Strider, Pack Tactics

<i>Defensive</i>	<i>HP</i>	<i>Def</i>	<i>Res</i>	<i>Arm</i>	
	1	3	3	0	Hard Target

<i>Offensive</i>	<i>Att</i>	<i>Off</i>	<i>Str</i>	<i>Ap</i>	<i>Agi</i>	
Mongrel Raider	1	3	3	0	3	Primal Instinct, Bow

Options	Champion • Musician • Ambush and Scout
----------------	--



	MONGREL RAIDERS #2 Mongrel Raiders x15 - Standard - Infantry - 20x20mm	155 POINTS	
---	--	-------------------	--

<i>Global</i>	<i>Adv</i>	<i>Mar</i>	<i>Dis</i>	<i>Model Rules</i>
	5"	10"	6	Light Troops, Skirmisher, Strider, Pack Tactics

<i>Defensive</i>	<i>HP</i>	<i>Def</i>	<i>Res</i>	<i>Arm</i>	
	1	3	3	0	Hard Target

<i>Offensive</i>	<i>Att</i>	<i>Off</i>	<i>Str</i>	<i>Ap</i>	<i>Agi</i>	
Mongrel Raider	1	3	3	0	3	Primal Instinct, Bow

Options	Champion • Musician • Ambush and Scout
----------------	--



	MONGREL RAIDERS #3 Mongrel Raiders x10 - Standard - Infantry - 20x20mm	90 POINTS	
--	--	------------------	---

<i>Global</i>	<i>Adv</i>	<i>Mar</i>	<i>Dis</i>	<i>Model Rules</i>
	5"	10"	6	Light Troops, Skirmisher, Strider, Pack Tactics

<i>Defensive</i>	<i>HP</i>	<i>Def</i>	<i>Res</i>	<i>Arm</i>	
	1	3	3	0	Hard Target

<i>Offensive</i>	<i>Att</i>	<i>Off</i>	<i>Str</i>	<i>Ap</i>	<i>Agi</i>	
Mongrel Raider	1	3	3	0	3	Primal Instinct, Bow

Special

	GARGOYLES #1 Gargoyles x5 - Standard - Infantry - 20x20mm	145 POINTS	
--	---	-------------------	---

<i>Global</i>	<i>Adv</i>	<i>Mar</i>	<i>Dis</i>	<i>Model Rules</i>		
	5"	10"	7	Fly, Light Troops, Skirmisher, Strider, Swiftstride		
	9"	18"				
<i>Defensive</i>	<i>HP</i>	<i>Def</i>	<i>Res</i>	<i>Arm</i>		
	1	4	4	0	Hard Target	
<i>Offensive</i>	<i>Att</i>	<i>Off</i>	<i>Str</i>	<i>Ap</i>	<i>Agi</i>	
Gargoyle	2	4	3	0	3	Devastating Charge, Primal Instinct

Options	Scout
---------	-------



RAZORTUSK CHARIOT #1

Razortusk Chariot - Large - Construct - 50x100mm

235 POINTS



<i>Global</i>	<i>Adv</i>	<i>Mar</i>	<i>Dis</i>	<i>Model Rules</i>		
	7"	7"	8	Light Troops, Strider, Swiftstride, Hunting Horn		
<i>Defensive</i>	<i>HP</i>	<i>Def</i>	<i>Res</i>	<i>Arm</i>		
	5	4	5	1	Heavy Armour	
<i>Offensive</i>	<i>Att</i>	<i>Off</i>	<i>Str</i>	<i>Ap</i>	<i>Agi</i>	
Wildhorn Crew	1	4	3	0	3	Primal Instinct, Light Lance
Longhorn Crew	1	4	4	1	3	Primal Instinct, Great Weapon
Razortusk	4	3	5	2	2	Devastating Charge, Harnessed
Chassis			5	2		Impact Hits, Inanimate



RAZORTUSK CHARIOT #2

Razortusk Chariot - Large - Construct - 50x100mm

235 POINTS



<i>Global</i>	<i>Adv</i>	<i>Mar</i>	<i>Dis</i>	<i>Model Rules</i>		
	7"	7"	8	Light Troops, Strider, Swiftstride, Hunting Horn		
<i>Defensive</i>	<i>HP</i>	<i>Def</i>	<i>Res</i>	<i>Arm</i>		
	5	4	5	1	Heavy Armour	
<i>Offensive</i>	<i>Att</i>	<i>Off</i>	<i>Str</i>	<i>Ap</i>	<i>Agi</i>	
Wildhorn Crew	1	4	3	0	3	Primal Instinct, Light Lance
Longhorn Crew	1	4	4	1	3	Primal Instinct, Great Weapon
Razortusk	4	3	5	2	2	Devastating Charge, Harnessed
Chassis			5	2		Impact Hits, Inanimate



RAZORTUSK CHARIOT #3

Razortusk Chariot - Large - Construct - 50x100mm

235 POINTS



<i>Global</i>	<i>Adv</i>	<i>Mar</i>	<i>Dis</i>	<i>Model Rules</i>		
	7"	7"	8	Light Troops, Strider, Swiftstride, Hunting Horn		
<i>Defensive</i>	<i>HP</i>	<i>Def</i>	<i>Res</i>	<i>Arm</i>		
	5	4	5	1	Heavy Armour	
<i>Offensive</i>	<i>Att</i>	<i>Off</i>	<i>Str</i>	<i>Ap</i>	<i>Agi</i>	
Wildhorn Crew	1	4	3	0	3	Primal Instinct, Light Lance
Longhorn Crew	1	4	4	1	3	Primal Instinct, Great Weapon

<i>Offensive</i>	<i>Att</i>	<i>Off</i>	<i>Str</i>	<i>Ap</i>	<i>Agi</i>	
Razortusk	4	3	5	2	2	Devastating Charge, Harnessed
Chassis			5	2		Impact Hits, Inanimate




RAZORTUSK CHARIOT #4

Razortusk Chariot - Large - Construct - 50x100mm

235 POINTS




<i>Global</i>	<i>Adv</i>	<i>Mar</i>	<i>Dis</i>	<i>Model Rules</i>		
	7"	7"	8	Light Troops, Strider, Swiftstride, Hunting Horn		
<i>Defensive</i>	<i>HP</i>	<i>Def</i>	<i>Res</i>	<i>Arm</i>		
	5	4	5	1	Heavy Armour	
<i>Offensive</i>	<i>Att</i>	<i>Off</i>	<i>Str</i>	<i>Ap</i>	<i>Agi</i>	
Wildhorn Crew	1	4	3	0	3	Primal Instinct, Light Lance
Longhorn Crew	1	4	4	1	3	Primal Instinct, Great Weapon
Razortusk	4	3	5	2	2	Devastating Charge, Harnessed
Chassis			5	2		Impact Hits, Inanimate



LONGHORN HERD #1

Longhorn Herd x10 - Standard - Infantry - 25x25mm

145 POINTS



<i>Global</i>	<i>Adv</i>	<i>Mar</i>	<i>Dis</i>	<i>Model Rules</i>		
	5"	10"	8	Bodyguard, Scoring, Strider, Pack Tactics		
<i>Defensive</i>	<i>HP</i>	<i>Def</i>	<i>Res</i>	<i>Arm</i>		
	1	4	4	0	Heavy Armour	
<i>Offensive</i>	<i>Att</i>	<i>Off</i>	<i>Str</i>	<i>Ap</i>	<i>Agi</i>	
Longhorn	1	4	4	1	3	Primal Instinct

Magics

Racial Trait Spell

	Casting	Range	Type	Duration
<h3 style="color: #8B4513;">H Echoes of the Dark Forest</h3>				
<i>Mf</i>	(18") (36")	(4+) (8+)	Augment	Last one Turn
The target gains Fear, Fearless, and Terror. Enemy units in base contact with the target suffer -1 Discipline.				

Magic items

Aaghor's Affliction: The wearer gains +1 Resilience and **Fortitude (4+)**, but automatically fails all of its Armour Saves.

Blessed Inscriptions: Attacks made with this weapon become Divine Attacks and Magical Attacks, and failed to wound rolls must be rerolled.

Dusk Forged: The bearer may choose to reroll its failed Armour Saves while using this Shield. If the reroll from Dusk Forged is failed, the bearer automatically fails any Special Save against that wound.

Fatal Folly: Attacks made with this weapon become **Magical Attacks**. For each Close Combat Attack against the wielder's model that rolls a natural to-hit roll of '1', the wielder **must** perform a Close Combat Attack at the same Initiative Step (this overrides the normal restriction that Beast Axe attacks always strike at Initiative Step 0). This **must** be allocated towards the model (or Health Pool) that rolled the '1' to hit.

Ghostly Guard: The wearer gains +2 Armour against non-Magical Attacks.

Seed of the Dark Forest: One use only. Right before the battle (during step 7 of the Deployment Phase Sequence), the bearer **must** place a single Forest Terrain Feature that **must** be no larger than 10" in length and 6" in width on the Battlefield, not in contact with any other Terrain Feature except Open Terrain, more than 1" away from all enemy units, and with its centre within 12" of the bearer. All friendly models inside this Forest Terrain Feature gain a +1 Casting Modifier for Augment, Hex, and Universal spells, and add (+1/+1) to the Power Level of Totem Bound Spells they cast. A natural roll of '1' or '2' for Casting Attempts with a single Magic Dice from friendly models is **always** a failed Casting Attempt, regardless of any modifiers.

Trickster's Cunning: Successful to-wound rolls against the wearer's model **must** be rerolled.

Model Rules

Blood Offering: A unit that includes at least one Character with Blood Offering may reroll failed Panic Tests at the cost of inflicting one wound with no saves of any kind allowed on a Character with Blood Offering in the unit.

Bodyguard: When a Character is joined to a unit in which at least one model has Bodyguard, that Character gains Stubborn. When Characters or Character types are stated in brackets, Bodyguard only works for the specified Characters or Character types.

Bow:

Devastating Charge: Attacks & Weapons, Melee

A charging model part with Devastating Charge, or using a weapon with Devastating Charge, gains the Model Rules and Characteristic modifiers stated in brackets. For example, a charging model part with Devastating Charge (+1 Strength, Poison Attacks) gains +1 Strength and Poison Attacks when it is charging. This rule is cumulative: a model part with several instances of Devastating Charge applies all Attack Attributes and Characteristics modifiers from all of them when charging.

Fly: The model gains Light Troops and Swiftstride. Units composed entirely of models with Fly may make Flying Movements when performing a Move Chargers move, an Advance Move, or a March Move. When a unit makes a Flying Movement, substitute its models' Advance Rate with the first value given in brackets (X), and their March Rate with the second value given in brackets (Y). All modifiers to ground movement values are also applied to the flying values of a model. Units using Flying Movement ignore all Terrain Features and units during the Flying Movement (from their starting to their ending position), but must abide by the Unit Spacing rule at the end of the move (unless charging, when the normal exceptions to the Unit Spacing rule apply). They are still affected by the effects of the Terrain Features from which they take off and in which they land.

Great Weapon: Attacks made with a Great Weapon gain +2 Strength, +2 Armour Penetration and always strike at Initiative Step 0 (regardless of the wielder's Agility). A model using this weapon cannot simultaneously use a Shield against Melee Attacks

Hand Weapon: All models come equipped with a Hand Weapon as their default equipment. If a model has any Close Combat Weapon other than a Hand Weapon, it cannot choose to use the Hand Weapon (unless specifically stated). Hand Weapons wielded by models on foot can be used alongside a Shield, then giving Parry

Hard Target:

Harnessed: Model parts with Harnessed cannot make Supporting Attacks and cannot use Weapons. Shooting Weapons carried by model parts with Harnessed can be used by other model parts of the same model (as long as they do not have Harnessed or Inanimate). A model with at least one model part with Harnessed is considered to be mounted.

Heavy Armour: +2 Armor

Hunting Horn: While within 6" of one or more models with Hunting Horn, friendly units gain Devastating Charge (+1" Adv).

Impact Hits: At Initiative Step 10, a charging model part with Impact Hits must choose an enemy unit that is in base contact with the attacking model's Front Facing. This unit suffers a number of hits equal to the value stated in brackets (X). These hits are resolved with the attacking model part's Strength and Armour Penetration. If a model has both Grind Attacks and Impact Hits, it may only use one of these rules in the same Round of Combat (its controlling player may choose which). In multipart models, only model parts that also have Harnessed or Inanimate can use their Impact Hits. When several models in the same unit have Impact Hits, and when X is a random number (e.g. Impact Hits (D6)), roll for the number of hits separately for each model part.

Inanimate: Inanimate - Melee

Model parts with Inanimate cannot make Close Combat Attacks and cannot use Shooting Weapons. Shooting Weapons carried by model parts with Inanimate can be used by other model parts of the same model (as long as they do not have Harnessed or Inanimate).

Light Armour: Armor +1

Light Lance:

Light Troops: Units composed entirely of models with Light Troops are allowed to make any number of Reforms when performing Advance Moves or March Moves. They are allowed to shoot even if they Marched or Reformed. No model can end its movement with its centre further away than its March Rate from its starting position, around any obstructions (including the Unit Spacing rule). This means that when checking the distance travelled by a model, check the path the model would have taken if it was alone, with the exception that the unit as a whole cannot break the Unit Spacing rule while performing the move. If a model performed any action during the movement (such as a Sweeping Attack), the distance moved is counted from its starting position to the point on the Battlefield where it performed that action and then to its final position.

If more than half the models in a unit have Light Troops, the unit always counts as having 0 Full Ranks. Characters with Light Troops that are joined to units with one or more models without Light Troops, lose this rule for as long as they remain with the unit. An Infantry Character joined to an Infantry unit with both Light Troops and the same Size as the Character gains Light Troops for as long as it remains with the unit.

Pack Tactics: Units consisting entirely of models with Pack Tactics gain Devastating Charge (Swiftstride) while they are Located in the Charged unit's Flank or Rear Arc.

Primal Instinct: At the start of each Round of Combat that the model's unit is fighting, each unit with one or more model parts with this Attack Attribute **must** take a Discipline Test. If the test is passed, all model parts with Primal Instinct in the unit **must** reroll failed to-hit rolls during this Round of Combat.

Scoring: Units with at least one model with Scoring are considered to be Scoring Units, which are used for winning Secondary Objectives (see section XVI.2 "Scoring Secondary Objectives", page 67). Every army needs a few Scoring units to be able to complete Secondary Objectives, which is why units with Scoring are marked in the Army Books with a special pennant icon:

Scoring can be lost during the game:

- A unit that is Fleeing loses Scoring for as long as it is Fleeing.
- An Ambushing unit that enters the Battlefield on Game Turn 4 or later loses Scoring.
- A unit that has performed a Post-Combat Reform loses Scoring until the start of the following Player Turn.

Skirmisher: The model can draw Lines of Sight in any direction (i.e. it is not limited by the Front Arc) from any point on its base (remember that Charge Moves are limited by a single Wheel of no more than 90°, and that Stand and Shoot Charge Reactions can only be done against enemies in the Front Arc) and can always use Shooting Attacks from any rank (they are not limited to shooting from first and second rank).

Units with at least one R&F model with Skirmisher are formed into a skirmish formation. They are not placed in base to base contact with each other. Instead, models are

placed with a 12.5 mm distance between them. This gap is considered part of the unit for Cover purposes, and will have the same Size as the models in the unit. Other than this gap between models, units with Skirmisher follow the normal rules for forming units and therefore have a Front, two Flanks, a Rear, can perform Supporting Attacks, and so on. Units in skirmish formation gain Hard Target and Light Troops, never block Line of Sight, and when units in skirmish formation would contribute to Hard Cover, they contribute to Soft Cover instead.

Strider: The model automatically passes Dangerous Terrain Tests taken due to Terrain.

If more than half of a unit's models have Strider, the unit never loses their Steadfast or Rank Bonus due to Terrain.

Sometimes Strider is linked to a specific type of Terrain, stated in brackets.

In this case, models with Strider are considered Striders only when interacting with such type of Terrain.

Swiftstride: When a unit composed entirely of models with Swiftstride rolls Charge Range, Flee Distance, Pursuit Distance or Overrun Distance, it rolls an additional D6 (normally this will lead to rolling 3D6) and discards the lowest D6 rolled.

Wizard Apprentice: - Knows 1 spell.

- Can select between the Learned Spell 1 of its chosen Path and the Hereditary Spell of its army.

The Wizard selects its spells as described in Spell Selection

Qr codes of your army

You can print this page to have all your army's units qrcode and cut them to stick them on your units, with them you can directly access to the unit's profil with your phone.

Beast Lord #1



Soothsayer #1



Beast Chieftain #1



Mongrel Raiders #1



Gargoyles #1



Mongrel Raiders #2



Mongrel Raiders #3



Razortusk Chariot #1



Razortusk Chariot #2



Razortusk Chariot #3



Razortusk Chariot #4



Longhorn Herd #1