



# EMPIRE OF SONNSTAHL

## SUSSY BAKAS - 4 488 POINTS



1385 pts (31.00%)   1588 pts (35.00%)   640 pts (14.00%)   475 pts (11.00%)   938 pts (21.00%)   475 pts (11.00%)  
**Characters**                      **Core**                      **Special**                      **Imperial Armoury**   **Imperial Auxiliaries**   **Sunna's Fury**  
 (40 Max)                      (25 Least)                      (0 NoLimit)                      (20 Max)                      (35 Max)                      (30 Max)

### Characters



#### RIDDERMAND

Knight Commander - Standard - Cavalry - 25x50mm

**385 POINTS**



Global	Adv	Mar	Dis			Model Rules
	4"	8"	9			<b>First Knight</b>
Defensive	HP	Def	Res	Arm		
	3	6	4	0	<b>Plate Armour</b>	
Offensive	Att	Off	Str	Ap	Agi	
<b>Knight Commander</b>	4	6	4	1	6	<b>Hand Weapon</b>



#### MOUNT HORSE

Global	Adv	Mar	Dis			Model Rules
	7"	14"	C			
Defensive	HP	Def	Res	Arm		
	C	C	C	C+2		
Offensive	Att	Off	Str	Ap	Agi	
<b>Horse</b>	1	3	3	0	3	<b>Harnessed</b>

<b>Options</b>	Shield • Horse • General
<b>Magic items</b>	The Light of Sonnstahl (Hand Weapon) • Talisman of Shielding
<b>Notes</b>	lol smock



#### MARSHAL #1

Marshal - Standard - Infantry - 20x20mm

**350 POINTS**



Global	Adv	Mar	Dis			Model Rules
	4"	8"	9			<b>Orders</b>
Defensive	HP	Def	Res	Arm		
	3	5	4	0	<b>Plate Armour</b>	
Offensive	Att	Off	Str	Ap	Agi	
<b>Marshal</b>	3	5	4	1	5	<b>Hand Weapon</b>

<b>Options</b>	Shield • Battle Standard Bearer • Great Tactician
<b>Magic items</b>	Death Warrant (Hand Weapon) • Crystal Ball
<b>Magic banners</b>	Legion Standard (x2) (Battle Standard Bearer)



#### INQUISITOR #1

Inquisitor - Standard - Infantry - 20x20mm


**260 POINTS**



Global	Adv	Mar	Dis			Model Rules
	4"	8"	8			<b>Fearless, Not a Leader</b>
Defensive	HP	Def	Res	Arm		

<i>Defensive</i>	<i>HP</i>	<i>Def</i>	<i>Res</i>	<i>Arm</i>		
	3	5	4	0	Plate Armour	
<i>Offensive</i>	<i>Att</i>	<i>Off</i>	<i>Str</i>	<i>Ap</i>	<i>Agi</i>	
Inquisitor	2	5	4	1	4	Lethal Strike, Multiple Wounds (D3, D3), Hand Weapon


<b>Options</b>	Shield • Blessed Steel
<b>Magic items</b>	Hammer of Witches (Hand Weapon) • Blacksteel (Plate Armour)



### WIZARD #1

Wizard - Standard - Infantry - 20x20mm


## 390 POINTS



<i>Global</i>	<i>Adv</i>	<i>Mar</i>	<i>Dis</i>	<i>Model Rules</i>		
	4"	8"	7	Wizard Apprentice		
<i>Defensive</i>	<i>HP</i>	<i>Def</i>	<i>Res</i>	<i>Arm</i>		
	3	3	3	0		
<i>Offensive</i>	<i>Att</i>	<i>Off</i>	<i>Str</i>	<i>Ap</i>	<i>Agi</i>	
Wizard	1	3	3	0	3	Hand Weapon

<b>Options</b>	Alchemy • Wizard Master
<b>Magic items</b>	Exemplar's Flame


## Core



### KNIGHTLY ORDERS #1

Knightly Orders x15 - Standard - Cavalry - 25x50mm

## 585 POINTS



<i>Global</i>	<i>Adv</i>	<i>Mar</i>	<i>Dis</i>	<i>Model Rules</i>		
	7"	14"	8	Scoring, Knightly Orders		
<i>Defensive</i>	<i>HP</i>	<i>Def</i>	<i>Res</i>	<i>Arm</i>		
	1	4	3	2	Plate Armour	
<i>Offensive</i>	<i>Att</i>	<i>Off</i>	<i>Str</i>	<i>Ap</i>	<i>Agi</i>	
Knightly Orders	1	4	4	1	3	
Horse	1	3	3	0	3	Harnessed

<b>Options</b>	Shield • Lance • Champion • Musician • Standard Bearer
----------------	--



### HEAVY INFANTRY #1

Heavy Infantry x50 - Standard - Infantry - 20x20mm

## 465 POINTS



<i>Global</i>	<i>Adv</i>	<i>Mar</i>	<i>Dis</i>	<i>Model Rules</i>		
	4"	8"	7	Scoring, Parent Unit		
<i>Defensive</i>	<i>HP</i>	<i>Def</i>	<i>Res</i>	<i>Arm</i>		
	1	3	3	0	Light Armour, Shield	
<i>Offensive</i>	<i>Att</i>	<i>Off</i>	<i>Str</i>	<i>Ap</i>	<i>Agi</i>	
HeavyInfantry	1	3	3	0	3	

<b>Options</b>	Spear • Champion • Musician • Standard Bearer
----------------	---



**LIGHT INFANTRY #1**  
Light Infantry x18 - Standard - Infantry - 20x20mm

269 POINTS



Global	Adv	Mar	Dis	Model Rules	
	4"	8"	7	Scoring, Support Unit	
Defensive	HP	Def	Res	Arm	
	1	3	3	0	
Offensive	Att	Off	Str	Ap	Agi
Light Infantry	1	3	3	0	3

<b>Options</b>	Champion • Long Rifle (3+) • Handgun (4+)
----------------	---



**LIGHT INFANTRY #1 COPY**  
Light Infantry x18 - Standard - Infantry - 20x20mm

269 POINTS



Global	Adv	Mar	Dis	Model Rules	
	4"	8"	7	Scoring, Support Unit	
Defensive	HP	Def	Res	Arm	
	1	3	3	0	
Offensive	Att	Off	Str	Ap	Agi
Light Infantry	1	3	3	0	3

<b>Options</b>	Champion • Long Rifle (3+) • Handgun (4+)
----------------	---

Special



**IMPERIAL GUARD #1**  
Imperial Guard x40 - Standard - Infantry - 20x20mm

640 POINTS



Global	Adv	Mar	Dis	Model Rules	
	4"	8"	8	Scoring, Parent Unit, Bodyguard	
Defensive	HP	Def	Res	Arm	
	1	4	3	0	
				Plate Armour	
Offensive	Att	Off	Str	Ap	Agi
Imperial Guard	1	4	4	1	3

<b>Options</b>	Champion • Musician • Standard Bearer • Shield
<b>Magic banners</b>	Legion Standard (Banner Enchantment)

Sunna's Fury



**STEAM TANK**  
Steam Tank - Large - Construct - 50x100mm

475 POINTS



Global	Adv	Mar	Dis	Model Rules	
	4D3"	"	7	Unbreakable, Fear, Towering Presence, Random Movement (4D3, 4D3) Powered, Steam, Fearless	
Defensive	HP	Def	Res	Arm	
	7	3	6	6	
Offensive	Att	Off	Str	Ap	Agi
Chassis			5	2	3
Steam Ram		-	7	4	-

Breath Attack, Grind Attacks (3D3, 3D3), Steam Cannon (3+, 3+)

Inanimate, Impact Hits (2D3, 2D3)

# Imperial Auxiliaries



## REITERS #1

Reiters x5 - Standard - Cavalry - 25x50mm

**200** POINTS



Global	Adv	Mar	Dis				Model Rules
	<b>8"</b>	<b>16"</b>	<b>7</b>				<b>Feigned Flight, Vanguard, Light Troops</b>
Defensive	HP	Def	Res	Arm			
	<b>1</b>	<b>3</b>	<b>3</b>	<b>1</b>	<b>Light Armour</b>		
Offensive	Att	Off	Str	Ap	Agi		
<b>Reiter</b>	<b>1</b>	<b>3</b>	<b>3</b>	<b>0</b>	<b>3</b>	<b>Fire on Impact!</b>	
<b>Horse</b>	<b>1</b>	<b>3</b>	<b>3</b>	<b>0</b>	<b>3</b>	<b>Harnessed</b>	

<b>Options</b>	Repeater Gun (4+) • Champion
----------------	------------------------------



## REITERS #1 COPY

Reiters x5 - Standard - Cavalry - 25x50mm

**200** POINTS



Global	Adv	Mar	Dis				Model Rules
	<b>8"</b>	<b>16"</b>	<b>7</b>				<b>Feigned Flight, Vanguard, Light Troops</b>
Defensive	HP	Def	Res	Arm			
	<b>1</b>	<b>3</b>	<b>3</b>	<b>1</b>	<b>Light Armour</b>		
Offensive	Att	Off	Str	Ap	Agi		
<b>Reiter</b>	<b>1</b>	<b>3</b>	<b>3</b>	<b>0</b>	<b>3</b>	<b>Fire on Impact!</b>	
<b>Horse</b>	<b>1</b>	<b>3</b>	<b>3</b>	<b>0</b>	<b>3</b>	<b>Harnessed</b>	

<b>Options</b>	Repeater Gun (4+) • Champion
----------------	------------------------------

## Magics

### Racial Trait Spell

During Spell Selection, if a Wizard from Empire of Sonnstahl either selects the Hereditary Spell or gains it by any other means, it must instead choose a single Path from the ones available to it other than its own chosen Path. The Wizard gains the Learned Spell #1 from that Path.

	Casting	Range	Type	Duration
<i>Liberal Magics</i>				
<i>Mf</i>	-			<b>Remains in play</b>



Alchemy

		Casting	Range	Type	Duration	Effect
<b>1</b>	Quicksilver Lash	7+	24"	Hex, Missile, Damage	Instant	The target suffers D3+1 hits with Flaming Attacks, Magical Attacks, and Armour Penetration 10. These hits always wound on a roll equal to or greater than "7 minus the target's Armour". An unmodified '6' always wounds and an unmodified '1' always fails to wound.
<b>2</b>	Word of Iron	5+ [9+]	24"	Augment	Last one Turn	The target gains +1 [+2] to its Armour.
<b>6</b>	Molter Copper	7+	24"	Hex, Missile, Damage	Instant	The target suffers D3+3 hits with Strength X, Armour Penetration 4, Flaming Attacks, and Magical Attacks, where X is equal to the target's Armour.
<b>A</b>	Alchemical Fire		18"	Hex	Last one Turn	The target gains Flammable against Melee Attacks.
<b>5</b>	Corruption of Tin	8+	36"	Hex	Permanent	The target suffers -1 Armour.

		<i>Casting</i>	<i>Range</i>	<i>Type</i>	<i>Duration</i>	<i>Effect</i>
4	Silver Spike	(6+){9+}	(18"){36"}	Hex, Missile, Damage	Instant	The target suffers 1 hit with Strength 4 [6], Armour Penetration 10, Magical Attacks, [Multiple Wounds (D3)], and Area Attack (1×5).
3	Glory of Gold	8+	18"	Augment	Last one Turn	The target gains +1 Armour Penetration, Flaming Attacks and Magical Attacks.

## Magic items

**Blacksteel:** The wearer gains +1 Armour and **Fear**. If taken by a model on foot, the wearer gains an additional +1 Armour.

**Crystal Ball:** The firsts Dispelling Attempt in each enemy Magic Phase gains a +2 Dispelling Modifier, provided the bearer is on the Battlefield.

**Death Warrant:** Attacks made with this weapon gain **Battle Focus** and become **Magical Attacks**. If a hit is scored with it against an enemy unit, friendly models with Parent Unit or Support Unit gain **Battle Focus** with attacks allocated towards the same enemy unit in the same phase in subsequent Initiative Steps.

**Exemplar's Flame:** Choose a single Parent Unit after Spell Selection (at step 8 of the Pre-Game Sequence). At the start of any friendly Melee Phase, if the bearer is within 18" of the chosen unit, the owner may choose to discard a single Veil Token from their Veil Token pool to grant all R&F models in the chosen unit **Lethal Strike** and **Magical Attacks** until the end of the phase.

**Hammer of Witches:** The bearer's Attack Value is set to 5 while using this weapon, and attacks made with it gain **Battle Focus (against Channel)** and become **Magical Attacks**.

**Talisman of Shielding:** The bearer gains Aegis (5+).

**The Light of Sonnstahl:** Attacks made with this weapon wound automatically, always have Armour Penetration 10, and become **Magical Attacks**.

## Magic banners

**Legion Standard:** A unit with one Legion Standard increases the maximum of its Rank Bonus by +1 (normally this means the unit can add up to 4 Full Ranks to its Combat Score). A unit with two or more Legion Standards increases the maximum of its Rank Bonus by +2 instead.

## Model Rules

**Bodyguard:** When a Character is joined to a unit in which at least one model has Bodyguard, that Character gains **Stubborn**. When Characters or Character types are stated in brackets, Bodyguard only works for the specified Characters or Character types.

### Breath Attack:

**Fear:** Units in base contact with one or more enemy models with Fear suffer -1 Discipline. At the start of each Round of Combat, such units must take a Discipline Test, called a Fear Test. If this test is failed, the models in the unit are Shaken until the end of the Round of Combat. Models that have Fear themselves are immune to the effects of Fear.

**Fearless:** If more than half of a unit's models are Fearless, the unit automatically passes Panic Tests and Decimated Tests and cannot declare a Flee Charge Reaction (unless already Fleeing). Models that are Fearless are also immune to the effects of Fear.

**Feigned Flight:** A unit consisting solely of models with Feigned Flight that voluntarily chooses to Flee as a Charge Reaction, and subsequently passes a Rally Test in its next Player Turn, doesn't become Shaken. Furthermore, the Reform that is made after Rallying in this case doesn't prevent the unit from moving nor from shooting (but it still counts as having moved for shooting purposes). This rule cannot be applied if a unit fails to rally on the next friendly Player Turn or involuntarily Flees, such as a result of a failed Panic Test or if it was already Fleeing when being charged.

### Fire on Impact!:

Attack Attribute - Close Combat.  
A charging model part with Fire on Impact! using a Pistol, a Brace of Pistols, or a Repeater Pistol always strikes at Initiative Step 10, and has the Strength of its Close Combat Attacks set to 4 and their Armour Penetration set to 2 (regardless of the user's Agility, Strength, and Armour Penetration).

**First Knight:** When the model is joined to a unit of Knightly Orders, the unit gains Fearless, and if the model is the General, the R&F models in the unit also gain Parent Unit.

**Grind Attacks:** A model part with Grind Attacks resolves these attacks at its own Agility. It must choose an enemy unit in base contact with it. The chosen enemy unit suffers a number of hits equal to the value stated in brackets (X). These hits are resolved with the model part's own Strength and Armour Penetration.

If a model has both Grind Attacks and Impact Hits

, it may only use one of these rules in the same Round of Combat

(its controlling player may choose which). When several model parts in the same unit have Grind Attacks and when X is a random number (e.g. Grind Attacks (2D3)), roll for the number of hits separately for each model part.

**Hand Weapon:** All models come equipped with a Hand Weapon as their default equipment. If a model has any Close Combat Weapon other than a Hand Weapon, it cannot choose to use the Hand Weapon (unless specifically stated). Hand Weapons wielded by models on foot can be used alongside a Shield, then giving Parry

**Harnessed:** Model parts with Harnessed cannot make Supporting Attacks and cannot use Weapons. Shooting Weapons carried by model parts with Harnessed can be used by other model parts of the same model (as long as they do not have Harnessed or Inanimate). A model with with at least one model part with Harnessed is considered to be mounted.

**Impact Hits:** At Initiative Step 10, a charging model part with Impact Hits must choose an enemy unit that is in base contact with the attacking model's Front Facing. This unit suffers a number of hits equal to the value stated in brackets (X). These hits are resolved with the attacking model part's Strength and Armour Penetration.

If a model has both Grind Attacks and Impact Hits, it may only use one of these rules in the same Round of Combat (its controlling player may choose which). In multipart models, only model parts that also have Harnessed or Inanimate can use their Impact Hits. When several models in the same unit have Impact Hits, and when X is a random number (e.g. Impact Hits (D6)), roll for the number of hits separately for each model part.

### Inanimate:

Inanimate - Melee  
Model parts with Inanimate cannot make Close Combat Attacks and cannot use Shooting Weapons. Shooting Weapons carried by model parts with Inanimate can be used by other model parts of the same model (as long as they do not have Harnessed or Inanimate).

**Knightly Orders:** Universal Rule.

The model gains +1 Defensive Skill, and the Knight gains +1 Offensive Skill, +1 Strength, and +1 Armour Penetration. Knightly Orders cannot take Great Weapons.

**Lethal Strike:** If the attack wounds with a natural to-wound roll of 6+, its Armour Penetration is set to 10 and the target of the attack cannot take a Regeneration save against it.

**Light Armour:** Armor +1

**Light Troops:** Units composed entirely of models with Light Troops are allowed to make any number of Reforms when performing Advance Moves or March Moves. They are allowed to shoot even if they Marched or Reformed. No model can end its movement with its centre further away than its March Rate from its starting position, around any obstructions (including the Unit Spacing rule). This means that when checking the distance travelled by a model, check the path the model would have taken if it was alone, with the exception that the unit as a whole cannot break the Unit Spacing rule while performing the move. If a model performed any action during the movement (such as a Sweeping Attack), the distance moved is counted from its starting position to the point on the Battlefield where it performed that action and then to its final position.

If more than half the models in a unit have Light Troops, the unit always counts as having 0 Full Ranks. Characters with Light Troops that are joined to units with one or more models without Light Troops, lose this rule for as long as they remain with the unit. An Infantry Character joined to an Infantry unit with both Light Troops and the same Size as the Character gains Light Troops for as long as it remains with the unit.

**Multiple Wounds:** Attacks & Weapons, Melee

Unsaved wounds caused by the attacks are multiplied into the value given in brackets (X). If the value is a dice (e.g. Multiple Wounds (D3)), roll one dice for each unsaved wound with Multiple Wounds. The amount of wounds that the attack is multiplied into can never be higher than the Health Points Characteristic of the target (excluding Health Points lost previously in the battle). For example, if a Multiple Wounds (D6) attack wounds a unit of Trolls (HP 3) and rolls a '5' for the multiplier, the number of unsaved wounds is reduced to 3, even if the Troll unit has already lost one or two Health Points previously in battle.

If Clipped Wings is stated after the X value in brackets, any unsaved wound caused by the attack against a model with Fly is multiplied into X+1 instead of X.

**Not a Leader:** The model cannot be the General.

**Orders:** A Character with Orders may give a single order to a Parent or Support Unit within 8". A General with Orders may instead give a single order to a friendly Parent or Support Unit within the range of its Commanding Presence. Orders are given at the start of each friendly Player Turn, and their effects last until the end of the next Player Turn. A unit cannot receive the same Order more than once during the same Player turn. Only models of Standard Size are affected.

The available orders are listed below:

- On the Double: The target gains +1 Advance Rate and +4 March Rate.

- Steady Men: The target must roll an additional D6 when taking Discipline Tests and discard the highest D6 rolled. A unit that receives this Order and passes a Rally Test doesn't become Shaken, and the Reform that is made after Rallying doesn't prevent the unit from moving and/or shooting (but it still counts as having moved for shooting purposes).

- Ready Aim Fire: The target gains Accurate.

- Brace for impact: The target gains Fight in Extra Rank

**Parent Unit:** A unit is considered a Parent Unit if at least half of its models have this Universal Rule. Parent Units treat all Support Units as Insignificant.

Immediately after a Parent Unit passes a Charge Range roll against a non-fleeing enemy unit in the Charge Phase, before performing the Charge Move, any Support Units within 6" of the Parent Unit may perform a support charge. To do so, the Support Unit Declares a Charge against the same enemy unit. Apply all of the usual rules for charging for this out-of-sequence charge (such as Line of Sight, Front Arc, must roll for Charge Range, max one Wheel, etc.), with the exception that the enemy cannot choose a Charge Reaction other than Hold. For the purpose of Charge Moves, treat this as any other case of Combined Charges. When calculating Combat Scores in the following Melee Phase, combine the Rank Bonus of both the Parent Unit and up to one Support Unit that performed a successful support charge (following all normal restrictions), up to a maximum of +6.

**Plate Armour:** +3 Armor

**Random Movement:** The unit cannot Declare Charges and cannot move normally (Advance, March, Reform) in the Movement Phase (which also means they cannot perform Magical Moves). The model loses Swiftstride (and can never gain it), but always charges, Flees, Pursues and Overruns the distance stated in brackets. In the Movement Phase, at the end of step 2 of the the it with Random Movement moves using the rules for Pursuing units, except that they can freely choose which direction to rotate towards before rolling the Pursuit Distance, cannot move off the Board Edge and only take Dangerous Terrain Tests if they actually charge an enemy unit (they still test as normal when Fleeing, Pursuing a Broken enemy or Overrunning).

Whenever a unit with Random Movement needs a March Rate (e.g. when Post-Combat Reforming), use the potential maximum value of X as its March Rate.

Characters with Random Movement can only join units with Random Movement (by moving into contact with them during the Movement Phase or by being deployed inside), and units with Random Movement can only be joined by Characters with Random Movement. Units with Random Movement cannot enter Buildings. If a unit has several sets of Random Movement, use the one with the lowest average (in case of a tie, you may choose which version to use). A model with Random Movement cannot move in the same phase as it arrives on the Battlefield as Reinforcement (Dawn Assault) or Ambusher.

**Scoring:** Units with at least one model with Scoring are considered to be Scoring Units, which are used for winning Secondary Objectives (see section XVI.2 "Scoring Secondary Objectives", page 67). Every army needs a few Scoring units to be able to complete Secondary Objectives, which is why units with Scoring are marked in the Army Books with a special pennant icon:

Scoring can be lost during the game:

- A unit that is Fleeing loses Scoring for as long as it is Fleeing.

- An Ambushing unit that enters the Battlefield on Game Turn 4 or later loses Scoring.

- A unit that has performed a Post-Combat Reform loses Scoring until the start of the following Player Turn.

**Shield:** +1 Armour Hand Weapons wielded by models on foot can be used alongside a Shield, then giving Parry.

**Steam Cannon:** Steam Cannon: Cannon Artillery Weapon.

Range: 36", Shots 1, Str 2[7], AP 0[6], Area Attack (5x1), [Multiple Wounds (D3, Clipped Wings)].

**Steam Powered:** The model may choose not to move despite having Random Movement, and Pursuit or Overrun Distance are always 0".

Before moving in the Movement Phase, the model may choose to replace its Random Movement (4D3) with Random Movement (5D3) until the end of the Movement Phase. If so, the Steam Cannon cannot be used during this Player Turn.

**Support Unit:** A unit is considered a Support Unit if at least half of its models have this Universal Rule. Support Units are treated as Insignificant by Parent Units.

Support Units within 6" of at least one Parent Unit gain Fight in Extra Rank and may use Shooting Attacks from the third rank (in addition to the first and second). If the Support Unit has at least one Full Rank, it counts as having the same number of Full Ranks as a Parent Unit within 6" for the purpose of being Steadfast.

During the opponent's Charge Phase, Support Units may perform one of the following actions:

1. Immediately after a Parent Unit within 6" voluntarily chooses a Charge Reaction, the Support Unit may Stand and Shoot as if the enemy had Declared a Charge against them in their current position (apply the normal rules for the Stand and Shoot Charge Reaction).

2. Immediately after all enemy units have completed their Charge Moves, Support Units within 6" of any Parent Unit that was successfully charged in this Phase may counter charge. To do so, choose one enemy unit that successfully charged the Parent Unit and Declare a Charge with the Support Unit. Apply all of the usual rules for charging for this out-of-sequence charge (such as Line of Sight, Front Arc, must roll Charge Range, max one Wheel, etc.). When calculating Combat Scores in the following Melee Phase, combine the Rank Bonus of both the Parent Unit and up to one Support Unit that performed a successful counter charge (following all normal restrictions), up to a maximum of +6.

**Towering Presence:** The model gains Tall and can never be joined or join a unit (unless it is a War Platform). A model with Towering Presence increases its Rally Around the Flag and Commanding Presence ranges by 6".

**Unbreakable:** The model gains Fearless and its unit automatically passes all Break Tests. Characters with Unbreakable can only join units consisting entirely of models with Unbreakable. Units with one or more models with Unbreakable can only be joined by Characters with Unbreakable.

**Vanguard:** After Deployment (including units with Scout), models with Vanguard may perform a 12" move. The move is performed as an Advance Move in the Movement Phase, including any actions and restrictions the unit would normally have (such as Wheeling, Reforming, joining units, leaving units and so on). The 12" distance is used instead of the unit's Advance Rate and March Rate. This move cannot be used to move within 12" of enemy units. This is decreased to 6" for enemy units which have either Scouted or Vanguarded. Units that have moved in this way may not Declare Charges in the first Player Turn (if their side has the first turn). If both players have units with Vanguard, alternate moving units one at a time, starting with the player that finished deploying last. Instead of moving a unit, a player may declare to not move any more Vanguarding units.

**Wizard Apprentice:** - Knows 1 spell.

- Can select between the Learned Spell 1 of its chosen Path and the Hereditary Spell of its army.  
The Wizard selects its spells as described in Spell Selection

## Qr codes of your army

You can print this page to have all your army's units qrcode and cut them to stick them on your units, with them you can directly access to the unit's profil with your phone.

Riddermand



Knightly Orders #1



Steam Tank



Heavy Infantry #1



Imperial Guard #1



Marshal #1



Light Infantry #1



Light Infantry #1 copy



Inquisitor #1



Reiters #1



Reiters #1 copy



Wizard #1

