




ORCS AND GOBLINS

EIGHTH - 2 885 POINTS



300 pts (10.00 %) 1083 pts (38.00 %) 1502 pts (52.00 %) 0 pts (0.00 %) 0 pts (0.00 %)
Characters **Core** **Special** **Death from Above** **Big 'n Nasty**
 (40 Max) (25 Least) (0 NoLimit) (15 Max) (30 Max)


Characters



IRON ORC WARLORD #1

Orc Warlord - Standard - Infantry - 25x25mm


300 POINTS



Global	Adv	Mar	Dis			Model Rules
	4"	8"	9			Fearless, Frenzy
Defensive	HP	Def	Res	Arm		
	3	7	5	0	, Plate Aegis Armour	
Offensive	Att	Off	Str	Ap	Agi	
Orc Warlord	4	6	5	2	4	Battle Focus , Born to Fight, Hand Weapon

Options	Shield • General • Iron Orc
----------------	-----------------------------


Core



CROSSBOW ORCS #1


Crossbow Orcs x20 - Standard - Infantry - 25x25mm

280 POINTS



Global	Adv	Mar	Dis			Model Rules
	4"	8"	7			Scoring
Defensive	HP	Def	Res	Arm		
	1	3	4	0	Heavy Armour	
Offensive	Att	Off	Str	Ap	Agi	
Crossbow Orcs	1	3	3	0	2	Born to Fight, Common Orc, Crossbow (4+, 4+)


Options	Shield
----------------	--------



FERAL ORC 'EADBASHERS

Feral Orc 'Eadbashers x32 - Standard - Infantry - 25x25mm

803 POINTS



Global	Adv	Mar	Dis			Model Rules
	4"	8"	7			Scoring, Frenzy
Defensive	HP	Def	Res	Arm		
	1	3	4	0	Aegis (6+)	
Offensive	Att	Off	Str	Ap	Agi	
Feral Orc 'Eadbasher	1	4	4	1	2	Battle Focus , Born to Fight, Feral Orc

Options	Paired Weapons • Champion • Musician • Standard Bearer
Magic banners	Rending Banner (Banner Enchantment)

Special



IRON ORCS #1

Iron Orcs x28 - Standard - Infantry - 25x25mm

657 POINTS



Global	Adv	Mar	Dis	Model Rules		
	4"	8"	8	Scoring, Fearless, Bodyguard		
Defensive	HP	Def	Res	Arm		
	1	5	4	0	Plate Armour, Shield	
Offensive	Att	Off	Str	Ap	Agi	
Iron Orcs	1	5	4	1	2	Born to Fight, Weapon Master, Iron Orc Weapons, Paired, Great Weapon

Options	Champion • Musician • Standard Bearer
Magic banners	Legion Standard (Banner Enchantment)



MOUNTED COMMON ORC 'EADBASHERS #1

Mounted 'Eadbashers x10 - Standard - Cavalry - 25x50mm

390 POINTS



Global	Adv	Mar	Dis	Model Rules		
	7"	14"	8	Scoring		
Defensive	HP	Def	Res	Arm		
	1	4	4	2	Heavy Armour	
Offensive	Att	Off	Str	Ap	Agi	
Mounted 'Eadbasher	1	4	4	1	2	Born to Fight, Light Lance
War Boar	1	3	4	1	3	Harnessed, Devastating Charge

Options	Shield • Lance • Champion • Standard Bearer
Magic banners	Stalker's Standard (Banner Enchantment)



COMMON GOBLIN RAIDERS #1

Goblin Raiders x6 - Standard - Cavalry - 25x50mm

125 POINTS



Global	Adv	Mar	Dis	Model Rules		
	9"	18"	6	Feigned Flight, Vanguard, Light Troops, Insignificant		
Defensive	HP	Def	Res	Arm		
	1	2	3	1		
Offensive	Att	Off	Str	Ap	Agi	
Goblin Raider	1	2	3	0	2	
Wolf	1	3	3	0	3	Harnessed
Scuttler Spider	1	3	3	0	4	Harnessed, Poison Attacks



GOBLIN WOLF CHARIOT #1

Goblin Wolf Chariot x3 - Large - Construct - 50x100mm

330 POINTS



Global	Adv	Mar	Dis	Model Rules	
	9"	9"	6	Light Troops, Swiftstride, Insignificant	
Defensive	HP	Def	Res	Arm	
	4	2	4	1	Light Armour
Offensive	Att	Off	Str	Ap	Agi

<i>Offensive</i>	<i>Att</i>	<i>Off</i>	<i>Str</i>	<i>Ap</i>	<i>Agi</i>	
Goblin Crew (3)	1	2	3	0	2	Common Goblin , Light Lance, Bow (4+, 4+)
Wolves (2)	1	3	3	0	3	Harnessed
Chassis			5	2		Inanimate, Impact Hits (D6+1, D6+1)

Magics

Racial Trait Spell

	<i>Casting</i>	<i>Range</i>	<i>Type</i>	<i>Duration</i>
<i>Bring the Pain</i>				
<i>Mf</i>	8+	18"	Hex	Last one Turn
<i>Failed to-hit rolls with Close Combat Attacks against the target must be rerolled.</i>				

Magic banners

Legion Standard: A unit with one Legion Standard increases the maximum of its Rank Bonus by +1 (normally this means the unit can add up to 4 Full Ranks to its Combat Score). A unit with two or more Legion Standards increases the maximum of its Rank Bonus by +2 instead.

Rending Banner: One use only. May be activated at the start of a Round of Combat. Close Combat Attacks from R&F models in the bearer's unit gain +1 Armour Penetration until the bearer's unit is no longer Engaged in Combat. A model can only be affected by a single Rending Banner at the same time.

Stalker's Standard: The bearer's unit gains Strider.

Model Rules

Aegis:

Battle Focus: If the attack hits with a natural to-hit roll of '6', the attack causes two hits instead of one.

Bodyguard: When a Character is joined to a unit in which at least one model has Bodyguard, that Character gains Stubborn. When Characters or Character types are stated in brackets, Bodyguard only works for the specified Characters or Character types.

Born to Fight: Close Combat.

The model part's Close Combat Attacks gain +1 Strength and +1 Armour Penetration during a Round of Combat

- If it is the First Round of Combat.
- Or if the model part's unit is Steadfast at the start of the Round of Combat.

Bow:

Common Goblin: The model gains Insignificant.

Common Orc: The model part gains Born to Fight.

Crossbow: Range 30" Shots 1 Strength 4 Armour Penetration 1 Unwieldy

Devastating Charge: Attacks & Weapons, Melee

A charging model part with Devastating Charge, or using a weapon with Devastating Charge, gains the Model Rules and Characteristic modifiers stated in brackets. For example, a charging model part with Devastating Charge (+1 Strength, Poison Attacks) gains +1 Strength and Poison Attacks when it is charging. This rule is cumulative: a model part with several instances of Devastating Charge applies all Attack Attributes and Characteristics modifiers from all of them when charging.

Fearless: If more than half of a unit's models are Fearless, the unit automatically passes Panic Tests and Decimated Tests and cannot declare a Flee Charge Reaction (unless already Fleeing). Models that are Fearless are also immune to the effects of Fear.

Feigned Flight: A unit consisting solely of models with Feigned Flight that voluntarily chooses to Flee as a Charge Reaction, and subsequently passes a Rally Test in its next Player Turn, doesn't become Shaken. Furthermore, the Reform that is made after Rallying in this case doesn't prevent the unit from moving nor from shooting (but it still counts as having moved for shooting purposes). This rule cannot be applied if a unit fails to rally on the next friendly Player Turn or involuntarily Flees, such as a result of a failed Panic Test or if it was already Fleeing when being charged.

Feral Orc: The model part gains Born to Fight and Battle Focus. The model gains Frenzy, Fearless, and Aegis (6+).

Frenzy: A unit with at least half its models with Frenzy cannot choose Flee as Charge Reaction, and when taking Discipline Tests, apply the following:

- If it is a Panic Test, Decimated Test or Fear Test: the unit gains +2 Discipline.
- If it is a Break Test, roll the test as normal.
- If it is anyother Discipline Test, the unit suffers -2Discipline.

At the start of the Charge Phase, each of your units with at least one model with Frenzy that could Declare a Charge against an enemy unit within the unit's Advance Rate +7" (using the lowest Advance Rate among the unit's models; if a model has more than 1 Advance Rate available, use the highest one) must take a Discipline Test, called a Frenzy Test. If the test is failed, the whole unit must Declare a Charge this Player Turn. Note that Characters are never forced to charge out of their units.

Great Weapon: Attacks made with a Great Weapon gain +2 Strength, +2 Armour Penetration and always strike at Initiative Step 0 (regardless of the wielder's Agility). A model using this weapon cannot simultaneously use a Shield against Melee Attacks

Hand Weapon: All models come equipped with a Hand Weapon as their default equipment. If a model has any Close Combat Weapon other than a Hand Weapon, it cannot choose to use the Hand Weapon (unless specifically stated). Hand Weapons wielded by models on foot can be used alongside a Shield, then giving Parry

Harnessed: Model parts with Harnessed cannot make Supporting Attacks and cannot use Weapons. Shooting Weapons carried by model parts with Harnessed can be used by other model parts of the same model (as long as they do not have Harnessed or Inanimate). A model with with at least one model part with Harnessed is considered to be mounted.

Heavy Armour: +2 Armor

Impact Hits: At Initiative Step 10, a charging model part with Impact Hits must choose an enemy unit that is in base contact with the attacking model's Front Facing. This unit suffers a number of hits equal to the value stated in brackets (X). These hits are resolved with the attacking model part's Strength and Armour Penetration. If a model has both Grind Attacks and Impact Hits, it may only use one of these rules in the same Round of Combat (its controlling player may choose which). In multipart models, only model parts that also have Harnessed or Inanimate can use their Impact Hits. When several models in the same unit have Impact Hits, and when X is a random number (e.g. Impact Hits (D6)), roll for the number of hits separately for each model part.

Inanimate: Inanimate - Melee

Model parts with Inanimate cannot make Close Combat Attacks and cannot use Shooting Weapons. Shooting Weapons carried by model parts with Inanimate can be used by other model parts of the same model (as long as they do not have Harnessed or Inanimate).

Insignificant:

Iron Orc: The model part gains Born to Fight and Weapon Master. The model gains Fearless.

Light Armour: Armor +1

Light Lance:

Light Troops: Units composed entirely of models with Light Troops are allowed to make any number of Reforms when performing Advance Moves or March Moves. They are allowed to shoot even if they Marched or Reformed. No model can end its movement with its centre further away than its March Rate from its starting position, around any obstructions (including the Unit Spacing rule). This means that when checking the distance travelled by a model, check the path the model would have taken if it was alone, with the exception that the unit as a whole cannot break the Unit Spacing rule while performing the move. If a model performed any action during the movement (such as a Sweeping Attack), the distance moved is counted from its starting position to the point on the Battlefield where it performed that action and then to its final position.

If more than half the models in a unit have Light Troops, the unit always counts as having 0 Full Ranks. Characters with Light Troops that are joined to units with one or more models without Light Troops, lose this rule for as long as they remain with the unit. An Infantry Character joined to an Infantry unit with both Light Troops and the same Size as the Character gains Light Troops for as long as it remains with the unit.

Paired Weapons: The wielder gains +1 Attack Value when using Paired Weapons. Attacks made with Paired Weapons gain +1 Offensive Skill and ignore Parry. A model using this weapon cannot simultaneously use a Shield against Melee Attacks.

Plate Armour: +3 Armor

Poison Attacks: If the attack successfully hits with a natural to-hit roll of '6', it automatically wounds with no to-wound roll needed. Shooting Attacks using the Hopeless Shot can only automatically wound if the first to-hit roll is a natural '6'. Note that the second to-hit roll must still be successful in order to hit the target. If the attack can be turned into more than one hit (e.g. a hit with Area Attack, Battle Focus, or Penetrating), only a single hit, chosen by the attacker, automatically wounds. All other hits must roll to wound as normal.

Scoring: Units with at least one model with Scoring are considered to be Scoring Units, which are used for winning Secondary Objectives (see section XVI.2 "Scoring Secondary Objectives", page 67). Every army needs a few Scoring units to be able to complete Secondary Objectives, which is why units with Scoring are marked in the Army Books with a special pennant icon:

Scoring can be lost during the game:

- A unit that is Fleeing loses Scoring for as long as it is Fleeing.
- An Ambushing unit that enters the Battlefield on Game Turn 4 or later loses Scoring.
- A unit that has performed a Post-Combat Reform loses Scoring until the start of the following Player Turn.

Shield: +1 Armour Hand Weapons wielded by models on foot can be used alongside a Shield, then giving Parry.

Swiftstride: When a unit composed entirely of models with Swiftstride rolls Charge Range, Flee Distance, Pursuit Distance or Overrun Distance, it rolls an additional D6 (normally this will lead to rolling 3D6) and discards the lowest D6 rolled.

Vanguard: After Deployment (including units with Scout), models with Vanguard may perform a 12" move. The move is performed as an Advance Move in the Movement Phase, including any actions and restrictions the unit would normally have (such as Wheeling, Reforming, joining units, leaving units and so on). The 12" distance is used instead of the unit's Advance Rate and March Rate. This move cannot be used to move within 12" of enemy units. This is decreased to 6" for enemy units which have either Scouted or Vanguarded. Units that have moved in this way may not Declare Charges in the first Player Turn (if their side has the first turn). If both players have units with Vanguard, alternate moving units one at a time, starting with the player that finished deploying last. Instead of moving a unit, a player may declare to not move any more Vanguarding units.

Weapon Master:

Qr codes of your army

You can print this page to have all your army's units qrcode and cut them to stick them on your units, with them you can directly access to the unit's profil with your phone.

Iron Orc Warlord #1



Crossbow Orcs #1



Feral Orc 'Eadbashers



Iron Orcs #1



Mounted Common Orc 'Eadbashers #1



Common Goblin Raiders #1



Goblin Wolf Chariot #1

