



ORCS AND GOBLINS

2.2K O G - 2 158 POINTS



500 pts (23.00 %) Characters (40 Max)
 812 pts (37.00 %) Core (25 Least)
 846 pts (38.00 %) Special (0 NoLimit)
 0 pts (0.00 %) Death from Above (15 Max)
 0 pts (0.00 %) Big 'n Nasty (30 Max)

Characters



ORC CHIEF #1


Orc Chief - Standard - Infantry - 25x25mm

175 POINTS



Global	Adv	Mar	Dis	Model Rules	
	4"	8"	8		
Defensive	HP	Def	Res	Arm	
	3	5	5	0	Plate Armour
Offensive	Att	Off	Str	Ap	Agi
Common Orc Chief	3	5	4	1	3
Hand Weapon					


Options	Shield • Paired Weapons • General • Iron Orc
----------------	--



GOBLIN WITCH DOCTOR #1

Goblin Witch Doctor - Standard - Infantry - 20x20mm

195 POINTS



Global	Adv	Mar	Dis	Model Rules	
	4"	8"	6	Wizard Apprentice, Insignificant	
Defensive	HP	Def	Res	Arm	
	2	2	3	0	Light Armour
Offensive	Att	Off	Str	Ap	Agi
Common Goblin Witch Doctor	1	2	3	0	3
Common Goblin, Hand Weapon					

Options	Wizard Adept
----------------	--------------



GOBLIN CHIEF #1

Goblin Chief - Standard - Infantry - 20x20mm

130 POINTS



Global	Adv	Mar	Dis	Model Rules	
	4"	8"	7	Insignificant	
Defensive	HP	Def	Res	Arm	
	2	4	4	0	Light Armour, Shield
Offensive	Att	Off	Str	Ap	Agi
Common Goblin Chief	3	4	4	1	4
Common Goblin, Hand Weapon					

Options	Battle Standard Bearer • Bow (3+) • Cave Goblin
----------------	---

Core



GOBLINS #1

Goblins x23 - Standard - Infantry - 20x20mm

241 POINTS



Global	Adv	Mar	Dis	Model Rules	
	4"	8"	5	Scoring, Insignificant	
Defensive	HP	Def	Res	Arm	
	1	2	3	0	
Offensive	Att	Off	Str	Ap	Agi
Common Goblin	1	2	3	0	2



MOUNT MAD GIT

Global	Adv	Mar	Dis	Model Rules	
	2D6"	-"	5	Fearless, Shambolic, Running Amok!!, Surprise!, Random Movement (2D6, 2D6), Ricochet (D6, D6), Insignificant	
Defensive	HP	Def	Res	Arm	
	1	0	3	0	Hard Target (1, 1)
Offensive	Att	Off	Str	Ap	Agi
Mad Git	-	0	5	3	3

Options

Bow (4+) • Cave Goblin • Mad Git x1



GOBLINS #2

Goblins x23 - Standard - Infantry - 20x20mm

251 POINTS



Global	Adv	Mar	Dis	Model Rules	
	4"	8"	5	Scoring, Insignificant	
Defensive	HP	Def	Res	Arm	
	1	2	3	0	
Offensive	Att	Off	Str	Ap	Agi
Common Goblin	1	2	3	0	2



MOUNT MAD GIT

Global	Adv	Mar	Dis	Model Rules	
	2D6"	-"	5	Fearless, Shambolic, Running Amok!!, Surprise!, Random Movement (2D6, 2D6), Ricochet (D6, D6), Insignificant	
Defensive	HP	Def	Res	Arm	
	1	0	3	0	Hard Target (1, 1)
Offensive	Att	Off	Str	Ap	Agi
Mad Git	-	0	5	3	3

Options

Musician • Bow (4+) • Cave Goblin • Mad Git x1



ORCS #1

Orcs x20 - Standard - Infantry - 25x25mm

160 POINTS



Global	Adv	Mar	Dis	Model Rules	
	4"	8"	7	Scoring	
Defensive	HP	Def	Res	Arm	
	1	3	4	0	Light Armour
Offensive	Att	Off	Str	Ap	Agi
Orc	1	3	3	0	2

Options	Common Orc
---------	------------



ORQUES COMMUNS #2


Orcs x20 - Standard - Infantry - 25x25mm

160 POINTS



Global	Adv	Mar	Dis	Model Rules		
	4"	8"	7	Scoring		
Defensive	HP	Def	Res	Arm		
	1	3	4	0	Light Armour	
Offensive	Att	Off	Str	Ap	Agi	
Orc	1	3	3	0	2	Born to Fight


Special



IRON ORCS #1

Iron Orcs x19 - Standard - Infantry - 25x25mm

411 POINTS



Global	Adv	Mar	Dis	Model Rules		
	4"	8"	8	Scoring, Fearless, Bodyguard		
Defensive	HP	Def	Res	Arm		
	1	5	4	0	Plate Armour, Shield	
Offensive	Att	Off	Str	Ap	Agi	
Iron Orcs	1	5	4	1	2	Born to Fight, Weapon Master, Iron Orc Weapons, Paired, Great Weapon

Options	Standard Bearer
---------	-----------------



ORC BOAR CHARIOT #1

Orc Boar Chariot - Large - Construct - 50x100mm

145 POINTS



Global	Adv	Mar	Dis	Model Rules		
	7"	7"	7	Swiftstride		
Defensive	HP	Def	Res	Arm		
	4	4	5	2	Light Armour	
Offensive	Att	Off	Str	Ap	Agi	
Eadbasher Riders (2)	1	4	4	1	2	Born to Fight, Common Orc, Lance
War Boars (2)	1	3	4	1	3	Harnessed, Devastating Charge
Chariot			5	2		Inanimate, Impact Hits (D6+1, D6+1)



MOUNTED 'EADBASHERS #1

Mounted 'Eadbashers x5 - Standard - Cavalry - 25x50mm

170 POINTS



Global	Adv	Mar	Dis	Model Rules	
	7"	14"	8	Scoring	
Defensive	HP	Def	Res	Arm	
	1	4	4	2	Heavy Armour

<i>Offensive</i>	<i>Att</i>	<i>Off</i>	<i>Str</i>	<i>Ap</i>	<i>Agi</i>	
Mounted 'Eadbasher	1	4	4	1	2	Born to Fight, Common Orc, Light Lance
War Boar	1	3	4	1	3	Harnessed, Common Orc, Devastating Charge

Options	Common Orc
----------------	------------



GOBLIN RAIDERS #1

Goblin Raiders x5 - Standard - Cavalry - 25x50mm

120 POINTS



<i>Global</i>	<i>Adv</i>	<i>Mar</i>	<i>Dis</i>	<i>Model Rules</i>
	7"	14"	6	Strider, Feigned Flight, Vanguard, Light Troops, Scout, Insignificant

<i>Defensive</i>	<i>HP</i>	<i>Def</i>	<i>Res</i>	<i>Arm</i>
	1	2	3	1

<i>Offensive</i>	<i>Att</i>	<i>Off</i>	<i>Str</i>	<i>Ap</i>	<i>Agi</i>	
Goblin Raider	1	2	3	0	2	Forest Goblin
Wolf	1	3	3	0	3	Harnessed Goblin , Forest
Scuttler Spider	1	3	3	0	4	Harnessed, Poison Attacks Goblin , Forest

Options	Bow (4+) • Forest Goblin
----------------	--------------------------

Magics

Racial Trait Spell

	Casting	Range	Type	Duration
	<i>Bring the Pain</i>			
<i>Mf</i>	8+	18"	Hex	Last one Turn
Failed to-hit rolls with Close Combat Attacks against the target must be rerolled.				

Model Rules

Bodyguard: When a Character is joined to a unit in which at least one model has Bodyguard, that Character gains Stubborn. When Characters or Character types are stated in brackets, Bodyguard only works for the specified Characters or Character types.

Born to Fight: Close Combat.

The model part's Close Combat Attacks gain +1 Strength and +1 Armour Penetration during a Round of Combat

- If it is the First Round of Combat.
- Or if the model part's unit is Steadfast at the start of the Round of Combat.

Common Goblin: The model gains Insignificant.

Common Orc: The model part gains Born to Fight.

Devastating Charge: Attacks & Weapons, Melee

A charging model part with Devastating Charge, or using a weapon with Devastating Charge, gains the Model Rules and Characteristic modifiers stated in brackets. For example, a charging model part with Devastating Charge (+1 Strength, Poison Attacks) gains +1 Strength and Poison Attacks when it is charging. This rule is cumulative: a model part with several instances of Devastating Charge applies all Attack Attributes and Characteristics modifiers from all of them when charging.

Fearless: If more than half of a unit's models are Fearless, the unit automatically passes Panic Tests and Decimated Tests and cannot declare a Flee Charge Reaction (unless already Fleeing). Models that are Fearless are also immune to the effects of Fear.

Feigned Flight: A unit consisting solely of models with Feigned Flight that voluntarily chooses to Flee as a Charge Reaction, and subsequently passes a Rally Test in its next Player Turn, doesn't become Shaken. Furthermore, the Reform that is made after Rallying in this case doesn't prevent the unit from moving nor from shooting (but it still counts as having moved for shooting purposes). This rule cannot be applied if a unit fails to rally on the next friendly Player Turn or involuntarily Flees, such as a result of a failed Panic Test or if it was already Fleeing when being charged.

Forest Goblin: The model gains Insignificant and Strider (Forest).

Great Weapon: Attacks made with a Great Weapon gain +2 Strength, +2 Armour Penetration and always strike at Initiative Step 0 (regardless of the wielder's Agility). A model using this weapon cannot simultaneously use a Shield against Melee Attacks

Hand Weapon: All models come equipped with a Hand Weapon as their default equipment. If a model has any Close Combat Weapon other than a Hand Weapon, it cannot choose to use the Hand Weapon (unless specifically stated). Hand Weapons wielded by models on foot can be used alongside a Shield, then giving Parry

Harnessed: Model parts with Harnessed cannot make Supporting Attacks and cannot use Weapons. Shooting Weapons carried by model parts with Harnessed can be

used by other model parts of the same model (as long as they do not have Harnessed or Inanimate). A model with with at least one model part with Harnessed is considered to be mounted.

Heavy Armour: +2 Armor

Impact Hits: At Initiative Step 10, a charging model part with Impact Hits must choose an enemy unit that is in base contact with the attacking model's Front Facing. This unit suffers a number of hits equal to the value stated in brackets (X). These hits are resolved with the attacking model part's Strength and Armour Penetration. If a model has both Grind Attacks and Impact Hits, it may only use one of these rules in the same Round of Combat (its controlling player may choose which). In multipart models, only model parts that also have Harnessed or Inanimate can use their Impact Hits. When several models in the same unit have Impact Hits, and when X is a random number (e.g. Impact Hits (D6)), roll for the number of hits separately for each model part.

Inanimate: Inanimate - Melee

Model parts with Inanimate cannot make Close Combat Attacks and cannot use Shooting Weapons. Shooting Weapons carried by model parts with Inanimate can be used by other model parts of the same model (as long as they do not have Harnessed or Inanimate).

Insignificant:

Iron Orc: The model part gains Born to Fight and Weapon Master. The model gains Fearless.

Lance: Attacks made with a Lance and allocated toward models in the wielders' Front Facing gain Devastating Charge (+2 Strength, +2 Armour Penetration). Infantry cannot use Lances.

Light Armour: Armor +1

Light Lance:

Light Troops: Units composed entirely of models with Light Troops are allowed to make any number of Reforms when performing Advance Moves or March Moves. They are allowed to shoot even if they Marched or Reformed. No model can end its movement with its centre further away than its March Rate from its starting position, around any obstructions (including the Unit Spacing rule). This means that when checking the distance travelled by a model, check the path the model would have taken if it was alone, with the exception that the unit as a whole cannot break the Unit Spacing rule while performing the move. If a model performed any action during the movement (such as a Sweeping Attack), the distance moved is counted from its starting position to the point on the Battlefield where it performed that action and then to its final position.

If more than half the models in a unit have Light Troops, the unit always counts as having 0 Full Ranks. Characters with Light Troops that are joined to units with one or more models without Light Troops, lose this rule for as long as they remain with the unit. An Infantry Character joined to an Infantry unit with both Light Troops and the same Size as the Character gains Light Troops for as long as it remains with the unit.

Paired Weapons: The wielder gains +1 Attack Value when using Paired Weapons. Attacks made with Paired Weapons gain +1 Offensive Skill and ignore Parry. A model using this weapon cannot simultaneously use a Shield against Melee Attacks.

Plate Armour: +3 Armor

Poison Attacks: If the attack successfully hits with a natural to-hit roll of '6', it automatically wounds with no to-wound roll needed. Shooting Attacks using the Hopeless Shot can only automatically wound if the first to-hit roll is a natural '6'. Note that the second to-hit roll must still be successful in order to hit the target. If the attack can be turned into more than one hit (e.g. a hit with Area Attack, Battle Focus, or Penetrating), only a single hit, chosen by the attacker, automatically wounds. All other hits must roll to wound as normal.

Scoring: Units with at least one model with Scoring are considered to be Scoring Units, which are used for winning Secondary Objectives (see section XVI.2 "Scoring Secondary Objectives", page 67). Every army needs a few Scoring units to be able to complete Secondary Objectives, which is why units with Scoring are marked in the Army Books with a special pennant icon:

Scoring can be lost during the game:

- A unit that is Fleeing loses Scoring for as long as it is Fleeing.
- An Ambushing unit that enters the Battlefield on Game Turn 4 or later loses Scoring.
- A unit that has performed a Post-Combat Reform loses Scoring until the start of the following Player Turn.

Scout: At step 8 of the Pre-Game Sequence (after Spell Selection) an army that includes units with Scout must state which of its units with Scout will use it, starting with the player that picked the Deployment Zone. Deploy your army as usual, but without deploying any of the Scouting units. These units are placed after all other non-Scouting units have been deployed. They can either be deployed in your Deployment Zone, using the normal rules, or they can be deployed outside the Deployment Zone, but must be more than 18" away from any enemy units. This is decreased to 12" if the Scouting unit is deployed entirely within a Forest, Ruins, Field, Building, or Water Terrain Feature. Scouting units that are deployed outside their player's Deployment Zone may not Declare Charges in the first Player Turn (if their side has the first turn). If both players have Scouting units, alternate deploying one unit at a time, starting with the player that finished deploying first.

Shield: +1 Armour Hand Weapons wielded by models on foot can be used alongside a Shield, then giving Parry.

Strider: The model automatically passes Dangerous Terrain Tests taken due to Terrain.

If more than half of a unit's models have Strider, the unit never loses their Steadfast or Rank Bonus due to Terrain.

Sometimes Strider is linked to a specific type of Terrain, stated in brackets.

In this case, models with Strider are considered Striders only when interacting with such type of Terrain.

Swiftstride: When a unit composed entirely of models with Swiftstride rolls Charge Range, Flee Distance, Pursuit Distance or Overrun Distance, it rolls an additional D6 (normally this will lead to rolling 3D6) and discards the lowest D6 rolled.

Vanguard: After Deployment (including units with Scout), models with Vanguard may perform a 12" move. The move is performed as an Advance Move in the Movement Phase, including any actions and restrictions the unit would normally have (such as Wheeling, Reforming, joining units, leaving units and so on). The 12" distance is used instead of the unit's Advance Rate and March Rate. This move cannot be used to move within 12" of enemy units. This is decreased to 6" for enemy units which have either Scouted or Vanguarded. Units that have moved in this way may not Declare Charges in the first Player Turn (if their side has the first turn). If both players have units with Vanguard, alternate moving units one at a time, starting with the player that finished deploying last. Instead of moving a unit, a player may declare to not move any more Vanguarding units.

Weapon Master:

Wizard Apprentice: - Knows 1 spell.

- Can select between the Learned Spell 1 of its chosen Path and the Hereditary Spell of its army.

The Wizard selects its spells as described in Spell Selection

.

Qr codes of your army

You can print this page to have all your army's units qrcode and cut them to stick them on your units, with them you can directly access to the unit's profil with your phone.

Orc Chief #1



Goblin Witch Doctor #1



Goblin Chief #1



Goblins #1



Goblins #2



Orcs #1



Iron Orcs #1



Orc Boar Chariot #1



Mounted 'Eadbashers #1



Goblin Raiders #1



Orques communs #2

