



EMPIRE OF SONNSTAHL

IMPERO 3500PT - 3 476 POINTS



1100 pts (31.00 %) Characters (40 Max)
 993 pts (28.00 %) Core (25 Least)
 633 pts (18.00 %) Special (0 NoLimit)
 490 pts (14.00 %) Imperial Armoury (20 Max)
 460 pts (13.00 %) Imperial Auxiliaries (35 Max)
 535 pts (15.00 %) Sunna's Fury (30 Max)

Characters

MARSHAL #1

Marshal - Standard - Infantry - 20x20mm

320 POINTS

Global	Adv	Mar	Dis			Model Rules
	4"	8"	9			Orders
Defensive	HP	Def	Res	Arm		
	3	5	4	0	Plate Armour	
Offensive	Att	Off	Str	Ap	Agi	
Marshal	3	5	4	1	5	Hand Weapon

Options	Shield • Battle Standard Bearer • Great Tactician
Magic items	Death Warrant (Hand Weapon) • Mantle of Ullor

PRELATE #1

Prelate - Large - Construct - 50x100mm

650 POINTS

Global	Adv	Mar	Dis			Model Rules
	4"	8"	8			Blessings, Channel (1, 1)
Defensive	HP	Def	Res	Arm		
	3	5	4	0	Heavy Armour	
Offensive	Att	Off	Str	Ap	Agi	
Prelate	2	5	4	1	4	Divine Attacks, Hand Weapon

MOUNT ALTAR OF BATTLE

Global	Adv	Mar	Dis			Model Rules
	8"	8"	C			Stubborn, Towering Presence, Swiftstride, Holy Relic
Defensive	HP	Def	Res	Arm		
	5	C	5	C	Aegis (4+)	
Offensive	Att	Off	Str	Ap	Agi	
Horse	1	3	3	0	3	Harnessed
Chassis			5	2	-	Inanimate, Impact Hits (D6, D6)

Options	Shield • Paired Weapon (Hero's Heart) • Altar of Battle • General
Magic items	Locket of Sunna • Hero's Heart (Paired Weapon)

ARTIFICER #1

Artificer - Standard - Infantry - 20x20mm

130 POINTS

Global	Adv	Mar	Dis			Model Rules
	4"	8"	7			, Master Engineer (3+)Artificer



<i>Defensive</i>	<i>HP</i>	<i>Def</i>	<i>Res</i>	<i>Arm</i>		
	2	3	3	0		Light Armour
<i>Offensive</i>	<i>Att</i>	<i>Off</i>	<i>Str</i>	<i>Ap</i>	<i>Agi</i>	
Artificer	1	3	3	0	3	Hand Weapon

Options	Repeater Gun (4+)
Core	

	HEAVY INFANTRY #1 Heavy Infantry x31 - Standard - Infantry - 20x20mm	273 POINTS	
--	--	-------------------	---

<i>Global</i>	<i>Adv</i>	<i>Mar</i>	<i>Dis</i>		<i>Model Rules</i>
	4"	8"	7		Scoring, Parent Unit
<i>Defensive</i>	<i>HP</i>	<i>Def</i>	<i>Res</i>	<i>Arm</i>	
	1	3	3	0	Light Armour , Shield
<i>Offensive</i>	<i>Att</i>	<i>Off</i>	<i>Str</i>	<i>Ap</i>	<i>Agi</i>
Heavy Infantry	1	3	3	0	3

Options	Champion • Musician • Standard Bearer
Magic banners	Legion Standard (Banner Enchantment)

	HEAVY INFANTRY SUPPORT UNIT #1 Heavy Infantry support unit x20 - Standard - Infantry - 20x20mm	205 POINTS	
---	--	-------------------	--




<i>Global</i>	<i>Adv</i>	<i>Mar</i>	<i>Dis</i>		<i>Model Rules</i>
	4"	8"	7		Scoring, Support Unit
<i>Defensive</i>	<i>HP</i>	<i>Def</i>	<i>Res</i>	<i>Arm</i>	
	1	3	3	0	Light Armour , Shield
<i>Offensive</i>	<i>Att</i>	<i>Off</i>	<i>Str</i>	<i>Ap</i>	<i>Agi</i>
Infantry support unit	1	3	3	0	3

Options	Halberd • Champion • Musician • Standard Bearer
Magic banners	Legion Standard (Banner Enchantment)

 	LIGHT INFANTRY #1 Light Infantry x10 - Standard - Infantry - 20x20mm	135 POINTS	
--	--	-------------------	---

<i>Global</i>	<i>Adv</i>	<i>Mar</i>	<i>Dis</i>		<i>Model Rules</i>
	4"	8"	7		Scoring, Support Unit
<i>Defensive</i>	<i>HP</i>	<i>Def</i>	<i>Res</i>	<i>Arm</i>	
	1	3	3	0	
<i>Offensive</i>	<i>Att</i>	<i>Off</i>	<i>Str</i>	<i>Ap</i>	<i>Agi</i>
Light Infantry	1	3	3	0	3

Options	Handgun (4+)
----------------	--------------

 	LIGHT INFANTRY #1 COPY Light Infantry x10 - Standard - Infantry - 20x20mm	135 POINTS	
--	---	-------------------	---

<i>Global</i>	<i>Adv</i>	<i>Mar</i>	<i>Dis</i>		<i>Model Rules</i>
	4"	8"	7		Scoring, Support Unit

<i>Defensive</i>	<i>HP</i>	<i>Def</i>	<i>Res</i>	<i>Arm</i>	
	1	3	3	0	
<i>Offensive</i>	<i>Att</i>	<i>Off</i>	<i>Str</i>	<i>Ap</i>	<i>Agi</i>
Light Infantry	1	3	3	0	3

Options	Handgun (4+)
----------------	--------------

	KNIGHTLY ORDERS #1 Knightly Orders x5 - Standard - Cavalry - 25x50mm	245 POINTS	
--	--	-------------------	---

<i>Global</i>	<i>Adv</i>	<i>Mar</i>	<i>Dis</i>	<i>Model Rules</i>
	7"	14"	8	Scoring, Knightly Orders

<i>Defensive</i>	<i>HP</i>	<i>Def</i>	<i>Res</i>	<i>Arm</i>	Plate Armour
	1	4	3	2	

<i>Offensive</i>	<i>Att</i>	<i>Off</i>	<i>Str</i>	<i>Ap</i>	<i>Agi</i>
Knightly Orders	1	4	4	1	3
Horse	1	3	3	0	3

Options	Shield • Lance • Champion • Musician • Standard Bearer
----------------	--

Special

	IMPERIAL GUARD #1 Imperial Guard x24 - Standard - Infantry - 20x20mm	348 POINTS	
--	--	-------------------	--

<i>Global</i>	<i>Adv</i>	<i>Mar</i>	<i>Dis</i>	<i>Model Rules</i>
	4"	8"	8	Scoring, Parent Unit, Bodyguard

<i>Defensive</i>	<i>HP</i>	<i>Def</i>	<i>Res</i>	<i>Arm</i>	Plate Armour
	1	4	3	0	

<i>Offensive</i>	<i>Att</i>	<i>Off</i>	<i>Str</i>	<i>Ap</i>	<i>Agi</i>
Imperial Guard	1	4	4	1	3

Options	Champion • Musician • Shield
----------------	------------------------------

	ARCANE ENGINE #1 Arcane Engine - Large - Construct - 50x100mm	285 POINTS	
--	---	-------------------	---

<i>Global</i>	<i>Adv</i>	<i>Mar</i>	<i>Dis</i>	<i>Model Rules</i>
	8"	8"	7	Towering Presence, Channel (1, 1), Swiftstride, Arcane Shield

<i>Defensive</i>	<i>HP</i>	<i>Def</i>	<i>Res</i>	<i>Arm</i>
	5	3	5	2

<i>Offensive</i>	<i>Att</i>	<i>Off</i>	<i>Str</i>	<i>Ap</i>	<i>Agi</i>
Crew	1	3	3	0	3

Horse (2)	1	3	3	0	3
------------------	---	---	---	---	---

Chassis		-	5	2	-
----------------	--	---	---	---	---

Options	Arcane Shield
----------------	---------------

Sunna's Fury

	FLAGELLANTS #1 Flagellants x15 - Standard - Infantry - 20x20mm	200 POINTS	
--	--	-------------------	---

<i>Global</i>	<i>Adv</i>	<i>Mar</i>	<i>Dis</i>	<i>Model Rules</i>	
	4"	8"	6	Unbreakable, Fearless, Frenzy, Fanatical, Zealots	
<i>Defensive</i>	<i>HP</i>	<i>Def</i>	<i>Res</i>	<i>Arm</i>	
	1	1	4	0	
<i>Offensive</i>	<i>Att</i>	<i>Off</i>	<i>Str</i>	<i>Ap</i>	<i>Agi</i>
Flagellant	1	3	3	0	3
Battle Focus , Great Weapon					

Imperial Armoury



ARTILLERY #1
Artillery - Standard - Construct - 60mm round

180 POINTS



<i>Global</i>	<i>Adv</i>	<i>Mar</i>	<i>Dis</i>	<i>Model Rules</i>	
	4"	4"	7	War Machine	
<i>Defensive</i>	<i>HP</i>	<i>Def</i>	<i>Res</i>	<i>Arm</i>	
	5	1	4	0	
<i>Offensive</i>	<i>Att</i>	<i>Off</i>	<i>Str</i>	<i>Ap</i>	<i>Agi</i>
Crew	3	3	3	0	3
Move or Fire , Imperial Rocketeer (4+), Volley Gun4+					

Options	Volley Gun (4+)
----------------	-----------------



ARTILLERY #1 COPY
Artillery - Standard - Construct - 60mm round

180 POINTS



<i>Global</i>	<i>Adv</i>	<i>Mar</i>	<i>Dis</i>	<i>Model Rules</i>	
	4"	4"	7	War Machine	
<i>Defensive</i>	<i>HP</i>	<i>Def</i>	<i>Res</i>	<i>Arm</i>	
	5	1	4	0	
<i>Offensive</i>	<i>Att</i>	<i>Off</i>	<i>Str</i>	<i>Ap</i>	<i>Agi</i>
Crew	3	3	3	0	3
Move or Fire , Imperial Rocketeer (4+), Volley Gun4+					

Options	Volley Gun (4+)
----------------	-----------------

Imperial Auxiliaries



REITERS #1 COPY
Reiters x5 - Standard - Cavalry - 25x50mm

190 POINTS



<i>Global</i>	<i>Adv</i>	<i>Mar</i>	<i>Dis</i>	<i>Model Rules</i>	
	8"	16"	7	Feigned Flight, Vanguard, Light Troops	
<i>Defensive</i>	<i>HP</i>	<i>Def</i>	<i>Res</i>	<i>Arm</i>	
	1	3	3	1	
<i>Offensive</i>	<i>Att</i>	<i>Off</i>	<i>Str</i>	<i>Ap</i>	<i>Agi</i>
Reiter	1	3	3	0	3
Fire on Impact!					
Horse	1	3	3	0	3
Harnessed					

Options	Brace of Pistols (4+) • Musician
----------------	----------------------------------

Magics

Racial Trait Spell

During Spell Selection, if a Wizard from Empire of Sonnstahl either selects the Hereditary Spell or gains it by any other means, it must instead choose a single Path from the ones available to it other than its own chosen Path.
The Wizard gains the Learned Spell #1 from that Path.

	Casting	Range	Type	Duration
<i>Liberal Magics</i>				
Mf	-			Remains in play

Magic items

Death Warrant: Attacks made with this weapon gain **Battle Focus** and become **Magical Attacks**. If a hit is scored with it against an enemy unit, friendly models with Parent Unit or Support Unit gain **Battle Focus** with attacks allocated towards the same enemy unit in the same phase in subsequent Initiative Steps.

Hero's Heart: The wielder of this enchanted weapon gains +1 Attack Value while using it. Attacks made with this enchanted weapon become Magical Attacks and always have at least Strength 5 and at least Armour Penetration 3.

Locket of Sunna: When fighting a Duel, choose a single model part with neither Harnessed nor Inanimate that the bearer is fighting with. The bearer and the chosen model part **must** swap their unmodified Characteristic values of Strength, Armour Penetration, Resilience, Agility, and Attack Value. This is done before applying other modifiers. If the chosen model part does not have a Defensive Profile of its own, use the Multipart Model's Defensive Profile instead.

Mantle of Ullor: Enemy units within 6" of the bearer do not gain +1 Agility for Charging Momentum.

Magic banners

Legion Standard: A unit with one Legion Standard increases the maximum of its Rank Bonus by +1 (normally this means the unit can add up to 4 Full Ranks to its Combat Score). A unit with two or more Legion Standards increases the maximum of its Rank Bonus by +2 instead.

Model Rules

Arcane Shield: Universal Rule.

Friendly units within 6" of the model gains Distracting.

The model can cast Perception of Strength from Cosmology as a Bound Spell with Power Level (4/8).

Battle Focus: If the attack hits with a natural to-hit roll of '6', the attack causes two hits instead of one.

Blessings: The model part and all model parts in the same unit, except model parts with Harnessed gain Hatred. The model can cast the following three Bound Spells with Power Level (4/8) with Type: Caster's Unit and Augment, and Duration: Lasts One Turn:

- "Ullor's Blessing"

The target gains Aegis (5+) against Melee Attacks

- "Sunna's Blessing"

The target gains Flaming Attacks. All enemy units in base contact with one or more targets of this spell, when the spell is cast, suffer D6 hits with Strength 4, Armour Penetration 1, Flaming Attacks, and Magical Attacks.

- "Volund's Blessing"

The target must reroll failed to-wound rolls with Melee Attacks.

Bodyguard: When a Character is joined to a unit in which at least one model has Bodyguard, that Character gains Stubborn. When Characters or Character types are stated in brackets, Bodyguard only works for the specified Characters or Character types.

Channel: During step 3 of the Magic Phase Sequence, each of the Active Player's models with Channel may add X Veil Tokens to the owner's Veil Token Pool. This Universal Rule is cumulative, adding X Veil Tokens of each independent instance of Channel to the model's total Channel value (so e.g. a model with Channel (1) and Channel (2) is treated like a model with Channel (3)).

Divine Attacks: Successful Aegis saves taken against the attack must be rerolled.

Engineer: Once per Shooting Phase, an unengaged Engineer may select a single War Machine within 6" that has not fired yet to gain the following effects:

- Replace the Aim of one of the War Machine's Artillery Weapons with the value given in brackets (X+).

- You may reroll the roll on the Misfire Table.

- You may reroll the dice (all of them or none) for determining the number of hits of a Flamethrower Artillery Weapon.

Fanatical: When a model with Fanatical is killed by a Melee Attack during any Initiative Step of a Round of Combat it is fighting, remove it as a casualty only at the end of Initiative Step 0.

Fearless: If more than half of a unit's models are Fearless, the unit automatically passes Panic Tests and Decimated Tests and cannot declare a Flee Charge Reaction (unless already Fleeing). Models that are Fearless are also immune to the effects of Fear.

Feigned Flight: A unit consisting solely of models with Feigned Flight that voluntarily chooses to Flee as a Charge Reaction, and subsequently passes a Rally Test in its next Player Turn, doesn't become Shaken. Furthermore, the Reform that is made after Rallying in this case doesn't prevent the unit from moving nor from shooting (but it still counts as having moved for shooting purposes). This rule cannot be applied if a unit fails to rally on the next friendly Player Turn or involuntarily Flees, such as a result of a failed Panic Test or if it was already Fleeing when being charged.

Fire on Impact!: Attack Attribute - Close Combat.

A charging model part with Fire on Impact! using a Pistol, a Brace of Pistols, or a Repeater Pistol always strikes at Initiative Step 10, and has the Strength of its Close Combat Attacks set to 4 and their Armour Penetration set to 2 (regardless of the user's Agility, Strength, and Armour Penetration).

Frenzy: A unit with at least half its models with Frenzy cannot choose Flee as Charge Reaction, and when taking Discipline Tests, apply the following:

- If it is a Panic Test, Decimated Test or Fear Test: the unit gains +2 Discipline.
- If it is a Break Test, roll the test as normal.
- If it is any other Discipline Test, the unit suffers -2 Discipline.

At the start of the Charge Phase, each of your units with at least one model with Frenzy that could Declare a Charge against an enemy unit within the unit's Advance Rate +7" (using the lowest Advance Rate among the unit's models; if a model has more than 1 Advance Rate available, use the highest one) must take a Discipline Test, called a Frenzy Test. If the test is failed, the whole unit must Declare a Charge this Player Turn. Note that Characters are never forced to charge out of their units.

Great Weapon: Attacks made with a Great Weapon gain +2 Strength, +2 Armour Penetration and always strike at Initiative Step 0 (regardless of the wielder's Agility). A model using this weapon cannot simultaneously use a Shield against Melee Attacks

Hand Weapon: All models come equipped with a Hand Weapon as their default equipment. If a model has any Close Combat Weapon other than a Hand Weapon, it cannot choose to use the Hand Weapon (unless specifically stated). Hand Weapons wielded by models on foot can be used alongside a Shield, then giving Parry

Harnessed: Model parts with Harnessed cannot make Supporting Attacks and cannot use Weapons. Shooting Weapons carried by model parts with Harnessed can be used by other model parts of the same model (as long as they do not have Harnessed or Inanimate). A model with with at least one model part with Harnessed is considered to be mounted.

Heavy Armour: +2 Armor

Impact Hits: At Initiative Step 10, a charging model part with Impact Hits must choose an enemy unit that is in base contact with the attacking model's Front Facing. This unit suffers a number of hits equal to the value stated in brackets (X). These hits are resolved with the attacking model part's Strength and Armour Penetration. If a model has both Grind Attacks and Impact Hits, it may only use one of these rules in the same Round of Combat (its controlling player may choose which). In multipart models, only model parts that also have Harnessed or Inanimate can use their Impact Hits. When several models in the same unit have Impact Hits, and when X is a random number (e.g. Impact Hits (D6)), roll for the number of hits separately for each model part.

Imperial Rocketeer: Catapult (1) Artillery Weapon:
Range 15-48", Shots 3, Str 5, AP 3, Multiple Wounds (D3), This weapon treats all results on the Misfire Table as Malfunction (each shot can cause a Misfire).

Inanimate: Inanimate - Melee

Model parts with Inanimate cannot make Close Combat Attacks and cannot use Shooting Weapons. Shooting Weapons carried by model parts with Inanimate can be used by other model parts of the same model (as long as they do not have Harnessed or Inanimate).

Knightly Orders: Universal Rule.

The model gains +1 Defensive Skill, and the Knight gains +1 Offensive Skill, +1 Strength, and +1 Armour Penetration. Knightly Orders cannot take Great Weapons.

Light Armour: Armor +1

Light Troops: Units composed entirely of models with Light Troops are allowed to make any number of Reforms when performing Advance Moves or March Moves. They are allowed to shoot even if they Marched or Reformed. No model can end its movement with its centre further away than its March Rate from its starting position, around any obstructions (including the Unit Spacing rule). This means that when checking the distance travelled by a model, check the path the model would have taken if it was alone, with the exception that the unit as a whole cannot break the Unit Spacing rule while performing the move. If a model performed any action during the movement (such as a Sweeping Attack), the distance moved is counted from its starting position to the point on the Battlefield where it performed that action and then to its final position.

If more than half the models in a unit have Light Troops, the unit always counts as having 0 Full Ranks. Characters with Light Troops that are joined to units with one or more models without Light Troops, lose this rule for as long as they remain with the unit. An Infantry Character joined to an Infantry unit with both Light Troops and the same Size as the Character gains Light Troops for as long as it remains with the unit.

Master Artificer: The Master Artificer may give the Order Ready! Aim! Fire! to a Parent Unit or Support Unit it has joined.

Move or Fire: The attack may not be used if the attacking model has made an Advance Move, March Move, Reform or Pivot during the current Player Turn.

Orders: A Character with Orders may give a single order to a Parent or Support Unit within 8". A General with Orders may instead give a single order to a friendly Parent or Support Unit within the range of its Commanding Presence. Orders are given at the start of each friendly Player Turn, and their effects last until the end of the next Player Turn. A unit cannot receive the same Order more than once during the same Player turn. Only models of Standard Size are affected.

The available orders are listed below:

- On the Double: The target gains +1 Advance Rate and +4 March Rate.
- Steady Men: The target must roll an additional D6 when taking Discipline Tests and discard the highest D6 rolled. A unit that receives this Order and passes a Rally Test doesn't become Shaken, and the Reform that is made after Rallying doesn't prevent the - unit from moving and/or shooting (but it still counts as having moved for shooting purposes).
- Ready Aim Fire: The target gains Accurate.
- Brace for impact: The target gains Fight in Extra Rank

Parent Unit: A unit is considered a Parent Unit if at least half of its models have this Universal Rule. Parent Units treat all Support Units as Insignificant.

Immediately after a Parent Unit passes a Charge Range roll against a non-fleeing enemy unit in the Charge Phase, before performing the Charge Move, any Support Units within 6" of the Parent Unit may perform a support charge. To do so, the Support Unit Declares a Charge against the same enemy unit. Apply all of the usual rules for charging for this out-of-sequence charge (such as Line of Sight, Front Arc, must roll for Charge Range, max one Wheel, etc.), with the exception that the enemy cannot choose a Charge Reaction other than Hold. For the purpose of Charge Moves, treat this as any other case of Combined Charges. When calculating Combat Scores in the following Melee Phase, combine the Rank Bonus of both the Parent Unit and up to one Support Unit that performed a successful support charge (following all normal restrictions), up to a maximum of +6.

Plate Armour: +3 Armor

Scoring: Units with at least one model with Scoring are considered to be Scoring Units, which are used for winning Secondary Objectives (see section XVI.2 "Scoring Secondary Objectives", page 67). Every army needs a few Scoring units to be able to complete Secondary Objectives, which is why units with Scoring are marked in the Army Books with a special pennant icon:

Scoring can be lost during the game:

- A unit that is Fleeing loses Scoring for as long as it is Fleeing.
- An Ambushing unit that enters the Battlefield on Game Turn 4 or later loses Scoring.
- A unit that has performed a Post-Combat Reform loses Scoring until the start of the following Player Turn.

Shield: +1 Armour Hand Weapons wielded by models on foot can be used alongside a Shield, then giving Parry.

Support Unit: A unit is considered a Support Unit if at least half of its models have this Universal Rule. Support Units are treated as Insignificant by Parent Units.

Support Units within 6" of at least one Parent Unit gain Fight in Extra Rank and may use Shooting Attacks from the third rank (in addition to the first and second). If the Support Unit has at least one Full Rank, it counts as having the same number of Full Ranks as a Parent Unit within 6" for the purpose of being Steadfast.

During the opponent's Charge Phase, Support Units may perform one of the following actions:

1. Immediately after a Parent Unit within 6" voluntarily chooses a Charge Reaction, the Support Unit may Stand and Shoot as if the enemy had Declared a Charge against them in their current position (apply the normal rules for the Stand and Shoot Charge Reaction).
2. Immediately after all enemy units have completed their Charge Moves, Support Units within 6" of any Parent Unit that was successfully charged in this Phase may counter charge. To do so, choose one enemy unit that successfully charged the Parent Unit and Declare a Charge with the Support Unit. Apply all of the usual rules for charging for this out-of-sequence charge (such as Line of Sight, Front Arc, must roll Charge Range, max one Wheel, etc.). When calculating Combat Scores in the following Melee Phase, combine the Rank Bonus of both the Parent Unit and up to one Support Unit that performed a successful counter charge (following all normal restrictions), up to a maximum of +6.

Swiftstride: When a unit composed entirely of models with Swiftstride rolls Charge Range, Flee Distance, Pursuit Distance or Overrun Distance, it rolls an additional D6 (normally this will lead to rolling 3D6) and discards the lowest D6 rolled.

Towering Presence: The model gains Tall and can never be joined or join a unit (unless it is a War Platform). A model with Towering Presence increases its Rally Around the Flag and Commanding Presence ranges by 6".

Unbreakable: The model gains Fearless and its unit automatically passes all Break Tests. Characters with Unbreakable can only join units consisting entirely of models with Unbreakable. Units with one or more models with Unbreakable can only be joined by Characters with Unbreakable.

Vanguard: After Deployment (including units with Scout), models with Vanguard may perform a 12" move. The move is performed as an Advance Move in the Movement Phase, including any actions and restrictions the unit would normally have (such as Wheeling, Reforming, joining units, leaving units and so on). The 12" distance is used instead of the unit's Advance Rate and March Rate. This move cannot be used to move within 12" of enemy units. This is decreased to 6" for enemy units which have either Scouted or Vanguarded. Units that have moved in this way may not Declare Charges in the first Player Turn (if their side has the first turn). If both players have units with Vanguard, alternate moving units one at a time, starting with the player that finished deploying last. Instead of moving a unit, a player may declare to not move any more Vanguarding units.

Volley Gun: Artillery Weapon: Range 24", Shots 3D6*2, Str 5, AP 3.

War Machine: The model cannot Pursue, Declare Charges or Declare Flee as Charge Reaction. Characters can never join units with War Machines, and Characters with War Machine cannot join units at all.

When a War Machine fails a Panic Test, instead of Fleeing it is Shaken until the end of the next Player Turn. War Machines that fail a Break Test are automatically destroyed. War Machines and units Engaged in Combat with them cannot make Combat Reform.

When a unit charges a War Machine, it can move into base contact by having its Front Facing contact any point of the War Machine's base (it must still maximise the number of models in base contact, see subsection II.1.A "Bases and Base Contact", page 4 and Figure 1 page 4). No Align Move is allowed. Ignore the War Machine's Facing, as it does not have any due to its round base.

Zealots: Prelates may join the unit and gain Unbreakable and Fearless while joined to the unit.

Qr codes of your army

You can print this page to have all your army's units qrcode and cut them to stick them on your units, with them you can directly access to the unit's profil with your phone.

Marshal #1



Prelate #1



Artificer #1



Heavy Infantry #1



Heavy Infantry support unit #1



Light Infantry #1



Light Infantry #1 copy



Knightly Orders #1



Imperial Guard #1



Arcane Engine #1



Reiters #1 copy



Artillery #1



Artillery #1 copy



Flagellants #1



