




DWARVEN HOLDS

IR TIR - 4 499 POINTS



1445 pts (32.00 %) 1169 pts (26.00 %) 900 pts (20.00 %) 1167 pts (26.00 %) 615 pts (14.00 %)
Characters **Core** **Special** **Clans' Thunder** **Engines of War**
 (40 Max) (25 Least) (0 NoLimit) (35 Max) (20 Max)


Characters



KING #1


King - Standard - Infantry - 20x20mm

570 POINTS



Global	Adv	Mar	Dis	Model Rules		
	3"	9"	10			
Defensive	HP	Def	Res	Arm		
	3	7	5	0	Shield Wall (Ægide, Ægide)	, Plate Armour
Offensive	Att	Off	Str	Ap	Agi	
King	4	7	4	1	4	Sturdy, Hand Weapon


Options	Shield • Holdstone • Ancestral Memory • General
Magic items	Rune of Destruction (Hand Weapon) • Rune of Smashing (Hand Weapon) • Rune of Resistance (Plate Armour) • Rune of Shielding (x2)



ANVIL OF POWER


Anvil of Power - Standard - Construct - 60mm round

195 POINTS



Global	Adv	Mar	Dis	Model Rules		
	3"	3"	9	Unbreakable, Channel (2, 2), Fearless, Not a LeaderMachine, War, Runic Anvil		
Defensive	HP	Def	Res	Arm		
	5	1	4	0	, Magic Resistance (2, Aegis (5+2)	, Plate Armour
Offensive	Att	Off	Str	Ap	Agi	
Anvil Guards	3	5	4	1	2	Hand Weapon


Options	Battle Rune x3
----------------	----------------



THANE #1

Thane - Standard - Infantry - 20x20mm

315 POINTS



Global	Adv	Mar	Dis	Model Rules		
	3"	9"	9			
Defensive	HP	Def	Res	Arm		
	3	6	5	0	Shield Wall, Plate Armour	
Offensive	Att	Off	Str	Ap	Agi	
Thane	3	6	4	1	3	Sturdy, Hand Weapon

Options	Battle Standard Bearer • Shield
Magic items	Rune of Denial • Rune of Shielding • Rune of Mining
Magic banners	Aether Icon (Battle Standard Bearer)



RUNIC SMITH #1

Runic Smith - Standard - Infantry - 20x20mm

365 POINTS



Global	Adv	Mar	Dis	Model Rules		
	3"	9"	9	, Rune Craft Channel (1, 1)Mastery		
Defensive	HP	Def	Res	Arm		
	3	5	4	0	Shield Wall (Ægide, Ægide)	, Magic Resistance (1, 1), Plate Armour
Offensive	Att	Off	Str	Ap	Agi	
Runic Smith	2	5	4	1	3	Sturdy, Hand Weapon

Options	Shield • Battle Rune x3
Magic items	Rune of Harnessing • Rune of Devouring • Rune of Shielding

Core



CLAN MARKSMEN #1

Clan Marksmen x12 - Standard - Infantry - 20x20mm

296 POINTS



Global	Adv	Mar	Dis	Model Rules		
	3"	9"	9	Scoring		
Defensive	HP	Def	Res	Arm		
	1	4	4	0	Shield Wall (Ægide, Ægide)	, Heavy Armour
Offensive	Att	Off	Str	Ap	Agi	
Clan Marksmen	1	4	3	0	2	Sturdy, Crossbow (4+, 4+)

Options	Shield • Musician • Guild-Crafted Handgun (4+)
----------------	--



CLAN MARKSMEN #2

Clan Marksmen x12 - Standard - Infantry - 20x20mm

296 POINTS



Global	Adv	Mar	Dis	Model Rules		
	3"	9"	9	Scoring		
Defensive	HP	Def	Res	Arm		
	1	4	4	0	Shield Wall (Ægide, Ægide)	, Heavy Armour
Offensive	Att	Off	Str	Ap	Agi	
Clan Marksmen	1	4	3	0	2	Sturdy, Crossbow (4+, 4+)

Options	Shield • Musician • Guild-Crafted Handgun (4+)
----------------	--



GREYBEARDS #1

Greybeards x29 - Standard - Infantry - 20x20mm

577 POINTS



Global	Adv	Mar	Dis	Model Rules		
	3"	9"	9	, Seen It Scoring, FearlessAll		
Defensive	HP	Def	Res	Arm		
	1	5	4	0	Shield Wall (Ægide, Ægide)	, Heavy Armour
Offensive	Att	Off	Str	Ap	Agi	

<i>Offensive</i>	<i>Att</i>	<i>Off</i>	<i>Str</i>	<i>Ap</i>	<i>Agi</i>	
Greybeards	1	5	4	1	2	Sturdy



Options	Shield • Champion • Musician • Standard Bearer
----------------	--

Special

	DEEP WATCH #1 Deep Watch x30 - Standard - Infantry - 20x20mm	655 POINTS	
--	--	-------------------	---

<i>Global</i>	<i>Adv</i>	<i>Mar</i>	<i>Dis</i>	<i>Model Rules</i>		
	3"	9"	9	Scoring, Bodyguard		
<i>Defensive</i>	<i>HP</i>	<i>Def</i>	<i>Res</i>	<i>Arm</i>		
	1	5	4	0	Wall of Iron (Ægide, Ægide)	, Plate Armour, Shield
<i>Offensive</i>	<i>Att</i>	<i>Off</i>	<i>Str</i>	<i>Ap</i>	<i>Agi</i>	
Deep Watch	1	5	4	1	2	Sturdy

Options	Champion • Musician • Standard Bearer
Magic banners	Banner of the Relentless Company (Banner Enchantment)

	MINERS #1 Miners x10 - Standard - Infantry - 20x20mm	245 POINTS	
--	--	-------------------	--

<i>Global</i>	<i>Adv</i>	<i>Mar</i>	<i>Dis</i>	<i>Model Rules</i>		
	3"	9"	9	Scoring, Ambush		
<i>Defensive</i>	<i>HP</i>	<i>Def</i>	<i>Res</i>	<i>Arm</i>		
	1	4	4	0	Shield Wall (Ægide, Ægide)	, Heavy Armour
<i>Offensive</i>	<i>Att</i>	<i>Off</i>	<i>Str</i>	<i>Ap</i>	<i>Agi</i>	
Miners	1	4	4	1	2	Sturdy

Options	Throwing Weapons (5+) • Shield • Musician
----------------	---

Clans' Thunder

	STEAM COPTERS #1 Steam Copters - Standard - Construct - 40x40mm	185 POINTS	
--	---	-------------------	---

<i>Global</i>	<i>Adv</i>	<i>Mar</i>	<i>Dis</i>	<i>Model Rules</i>		
	1"	2"	9	Fly (8", 16", 8", Light Troops, Swiftstride, Tall16")		
	8"	16"				
<i>Defensive</i>	<i>HP</i>	<i>Def</i>	<i>Res</i>	<i>Arm</i>		
	3	4	5	3	Cannot be Stomped	
<i>Offensive</i>	<i>Att</i>	<i>Off</i>	<i>Str</i>	<i>Ap</i>	<i>Agi</i>	
Steam Copter	2	4	4	1	2	Forge Repeater (4+, 4+), Shrapnel Bombs

Options	Shrapnel Grenades
----------------	-------------------



STEAM COPTERS #2

Steam Copters - Standard - Construct - 40x40mm

185 POINTS



Global	Adv	Mar	Dis	Model Rules		
	1"	2"	9	, Fly (8", 16", 8", Light Troops, Swiftstride, Tall16")		
	8"	16"				
Defensive	HP	Def	Res	Arm		
	3	4	5	3	Cannot be Stomped	
Offensive	Att	Off	Str	Ap	Agi	
Steam Copter	2	4	4	1	2	Forge Repeater (4+, 4+), Shrapnel Bombs

Options

Shrapnel Grenades

Engines of War



FIELD ARTILLERY #3

Field Artillery - Large - Construct - 60mm round

160 POINTS



Global	Adv	Mar	Dis	Model Rules		
	3"	3"	9	War Machine , Stubborn, Engineering Rune		
Defensive	HP	Def	Res	Arm		
	5	1	4	0	Heavy Armour	
Offensive	Att	Off	Str	Ap	Agi	
Crew	3	4	3	0	2	Move or Fire

Options

Flame Cannon • Rune Crafted



FIELD ARTILLERY #2

Field Artillery - Standard - Construct - 60mm round

250 POINTS



Global	Adv	Mar	Dis	Model Rules		
	3"	3"	9	War Machine , Stubborn, Engineering Rune		
Defensive	HP	Def	Res	Arm		
	5	1	4	0	Heavy Armour	
Offensive	Att	Off	Str	Ap	Agi	
Crew	3	4	3	0	2	Move or Fire

Options

Dwarf Cannon (4+)



FIELD ARTILLERY #3

Field Artillery - Standard - Construct - 60mm round

205 POINTS



Global	Adv	Mar	Dis	Model Rules		
	3"	3"	9	War Machine , Stubborn, Engineering Rune		
Defensive	HP	Def	Res	Arm		

<i>Defensive</i>	<i>HP</i>	<i>Def</i>	<i>Res</i>	<i>Arm</i>	
	5	1	4	0	Heavy Armour
<i>Offensive</i>	<i>Att</i>	<i>Off</i>	<i>Str</i>	<i>Ap</i>	<i>Agi</i>
Crew	3	4	3	0	2 Move or Fire

Options	Dwarf Catapult (4+)
----------------	---------------------

Magics

Magic items

Rune of Denial: Dominant.

0-1 per Army.

One use only. The player may choose to use this Rune instead of making a Dispel Attempt. The spell is automatically dispelled.

Rune of Destruction: Attacks made with a weapon engraved with this Rune gain Multiple Wounds (D3).

Rune of Devouring: Runic Smiths only.

One use only. The player may choose to use this Rune instead of performing a Dispelling Attempt. The spell is cast as normal but the Caster may not cast it again for the rest of the game. Spells dispelled by the Rune of Revocation and Attribute Spells are not affected.

Rune of Harnessing: Runic Smiths only.

Enemy models within 24" of the Runic Smith have their Channel value (the value within brackets) reduced by 1, to a minimum of 0.

Rune of Mining: After Determining Deployment Zones (at the end of step 6 of the The Pre-Game Sequence), choose a Terrain Feature on the Battlefield. As long as the bearer is on the Battlefield, all friendly models may treat this as Open Terrain when making Advance Moves or March Moves, but must still follow the Unit Spacing rule at the end of their movement.

Rune of Resistance: Successful to-wound rolls against the model of the wearer of an armour engraved with this Rune must be rerolled.

Rune of Shielding: The bearer gains Aegis (+1, max 4+). The Aegis from this Rune only stacks with itself and/or Shield Wall.

Rune of Smashing: Attacks made with a weapon engraved with this Rune that are allocated towards a model with Resilience 5 or more have their Strength set to 10 and their Armour Penetration set to 10.

Magic banners

Aether Icon: The bearer gains Magic Resistance (1). If the unit contains a model with another instance of Magic Resistance, it increases that model's Magic Resistance value by 1 instead.

Banner of the Relentless Company: One use only. May be activated during the owner's Movement Phase. All Infantry models in the bearer's unit always have March Rate 15", until the end of the Player Turn. Only a single Banner of the Relentless Company may be activated during the same phase.

Model Rules

Aegis:

Ambush:

Bodyguard: When a Character is joined to a unit in which at least one model has Bodyguard, that Character gains Stubborn. When Characters or Character types are stated in brackets, Bodyguard only works for the specified Characters or Character types.

Cannot be Stomped:

Channel: During step 3 of the Magic Phase Sequence, each of the Active Player's models with Channel may add X Veil Tokens to the owner's Veil Token Pool. This Universal Rule is cumulative, adding X Veil Tokens of each independent instance of Channel to the model's total Channel value (so e.g. a model with Channel (1) and Channel (2) is treated like a model with Channel (3)).

Crossbow: Range 30" Shots 1 Strength 4 Armour Penetration 1 Unwieldy

Engineering Rune: Universal Rule.

Field Artillery adds +4 to any roll on the Misfire Table.

Fearless: If more than half of a unit's models are Fearless, the unit automatically passes Panic Tests and Decimated Tests and cannot declare a Flee Charge Reaction (unless already Fleeing). Models that are Fearless are also immune to the effects of Fear.

Fly: The model gains Light Troops and Swiftstride. Units composed entirely of models with Fly may make Flying Movements when performing a Move Chargers move, an Advance Move, or a March Move. When a unit makes a Flying Movement, substitute its models' Advance Rate with the first value given in brackets (X), and their March Rate with the second value given in brackets (Y). All modifiers to ground movement values are also applied to the flying values of a model. Units using Flying Movement ignore all Terrain Features and units during the Flying Movement (from their starting to their ending position), but must abide by the Unit Spacing rule at the end of the move (unless charging, when the normal exceptions to the Unit Spacing rule apply). They are still affected by the effects of the Terrain Features from which they take off and in which they land.

Forge Repeater: Shooting Weapon.

Range 18", Shots 4, Str 5, AP 2, Flaming Attacks, Quick to Fire.

Hand Weapon: All models come equipped with a Hand Weapon as their default equipment. If a model has any Close Combat Weapon other than a Hand Weapon, it cannot choose to use the Hand Weapon (unless specifically stated). Hand Weapons wielded by models on foot can be used alongside a Shield, then giving Parry

Heavy Armour: +2 Armor

Light Troops: Units composed entirely of models with Light Troops are allowed to make any number of Reforms when performing Advance Moves or March Moves. They are allowed to shoot even if they Marched or Reformed. No model can end its movement with its centre further away than its March Rate from its starting position, around any obstructions (including the Unit Spacing rule). This means that when checking the distance travelled by a model, check the path the model would have taken if it was alone, with the exception that the unit as a whole cannot break the Unit Spacing rule while performing the move. If a model performed any action during the movement (such as a Sweeping Attack), the distance moved is counted from its starting position to the point on the Battlefield where it performed that action and then to its final position.

If more than half the models in a unit have Light Troops, the unit always counts as having 0 Full Ranks. Characters with Light Troops that are joined to units with one or more models without Light Troops, lose this rule for as long as they remain with the unit. An Infantry Character joined to an Infantry unit with both Light Troops and the same Size as the Character gains Light Troops for as long as it remains with the unit.

Magic Resistance:

Move or Fire: The attack may not be used if the attacking model has made an Advance Move, March Move, Reform or Pivot during the current Player Turn.

Not a Leader: The model cannot be the General.

Plate Armour: +3 Armor

Rune Craft Mastery: Close Combat Attacks from models in the same unit as one or more models with Rune Craft Mastery gain +1 Armour Penetration. Each Runic Smith may select up to three different Battle Runes during Spell Selection, provided it paid for them.

Runic Anvil: Each Anvil of Power may choose up to three different Battle Runes during Spell Selection.

Scoring: Units with at least one model with Scoring are considered to be Scoring Units, which are used for winning Secondary Objectives (see section XVI.2 "Scoring Secondary Objectives", page 67). Every army needs a few Scoring units to be able to complete Secondary Objectives, which is why units with Scoring are marked in the Army Books with a special pennant icon:

Scoring can be lost during the game:

- A unit that is Fleeing loses Scoring for as long as it is Fleeing.
- An Ambushing unit that enters the Battlefield on Game Turn 4 or later loses Scoring.
- A unit that has performed a Post-Combat Reform loses Scoring until the start of the following Player Turn.

Seen It All: Friendly units within 6" of a Greybeards unit may reroll failed Panic Tests and Decimated Tests.

Shield: +1 Armour Hand Weapons wielded by models on foot can be used alongside a Shield, then giving Parry.

Shield Wall: When using a Shield, the model gains Aegis (6+, against Close Combat Attacks). This is improved to Aegis (5+, against Close Combat Attacks) if the attacker is Charging. This Special Save can only be used against attacks from enemies Engaged in the model's unit's Front Facing.

Shrapnel Bombs: Special Attack.
Sweeping Attack.

The enemy unit suffers D6*2 hits with Strength 3 and Armour Penetration 1. If a natural '6' is rolled for the number of hits, after the attack has been resolved, the Shrapnel Bombs cannot be used anymore during this battle.

Stubborn: A unit with at least one model with Stubborn ignores any Combat Score penalties to its Discipline when taking Break Tests or Combat Reform Discipline Tests.

Sturdy: Melee.

The model gains Devastating Charge (+1 Str, +1 AP) and it does not suffer from negative to-hit modifiers from a Stand and Shoot Charge Reaction.

Swiftstride: When a unit composed entirely of models with Swiftstride rolls Charge Range, Flee Distance, Pursuit Distance or Overrun Distance, it rolls an additional D6 (normally this will lead to rolling 3D6) and discards the lowest D6 rolled.

Tall:

Unbreakable: The model gains Fearless and its unit automatically passes all Break Tests. Characters with Unbreakable can only join units consisting entirely of models with Unbreakable. Units with one or more models with Unbreakable can only be joined by Characters with Unbreakable.

Wall of Iron: The model gains Aegis (5+, against Close Combat Attacks). This rule can only be used against attacks from enemies Engaged in the model's unit's Front Facing.

War Machine: The model cannot Pursue, Declare Charges or Declare Flee as Charge Reaction. Characters can never join units with War Machines, and Characters with War Machine cannot join units at all.

When a War Machine fails a Panic Test, instead of Fleeing it is Shaken until the end of the next Player Turn. War Machines that fail a Break Test are automatically destroyed. War Machines and units Engaged in Combat with them cannot make Combat Reforms.

When a unit charges a War Machine, it can move into base contact by having its Front Facing contact any point of the War Machine's base (it must still maximise the number of models in base contact, see subsection II.1.A "Bases and Base Contact", page 4 and Figure 1 page 4). No Align Move is allowed. Ignore the War Machine's Facing, as it does not have any due to its round base.

Qr codes of your army

You can print this page to have all your army's units qrcode and cut them to stick them on your units, with them you can directly access to the unit's profil with your phone.

King #1



Anvil of Power



Thane #1



Runic Smith #1



Clan Marksmen #1



Clan Marksmen #2



Greybeards #1



Deep Watch #1



Miners #1



Field Artillery #3



Steam Copters #1



Steam Copters #2



Field Artillery #2



Field Artillery #3

