



VAMPIRE COVENANT

LAHMIA 2021 KWIECIEŃ - 4 387 POINTS



1705 pts (38.00%) 1126 pts (25.00%) 1556 pts (35.00%) 0 pts (0.00%) 0 pts (0.00%)
Characters **Core** **Special** **Swift Death** **The Suffering**
 (40 Max) (20 Least) (0 NoLimit) (30 Max) (20 Max)

Characters



VAMPIRE COUNT #1

Vampire Count - Standard - Infantry - 20x20mm

830 POINTS



Global	Adv	Mar	Dis	Rea	Model Rules	
	6"	12"	9	1	Fear, Fearless, Awaken, Autonomous, Undead	
Defensive	HP	Def	Res	Arm		
	3	7	5	0		
Offensive	Att	Off	Str	Ap	Agi	
Vampire Count	5	7	5	2	7	Vampiric (6+), Lightning Reflexes, Hand Weapon

Options	Wizard Master • Light Armour (Destiny's Call) • The Dead Arise • General • Lamia • Commandment • Witchcraft
Magic items	True Thirst (Hand Weapon) • Destiny's Call (Light Armour)



NECROMANCER #1

Necromancer - Standard - Infantry - 20x20mm

495 POINTS



Global	Adv	Mar	Dis	Rea	Model Rules	
	4"	8"	7	1	Wizard Apprentice, Fearless, Netherworld, Gates of the Netherworld, Awaken, Undead	
Defensive	HP	Def	Res	Arm		
	3	3	3	0		
Offensive	Att	Off	Str	Ap	Agi	
Necromancer	1	3	3	0	3	Hand Weapon

Options	Evocation • Wizard Master
Magic items	Necromantic Staff • Binding Scroll



BARROW KING #1

Barrow King - Standard - Cavalry - 25x50mm

380 POINTS



Global	Adv	Mar	Dis	Rea	Model Rules	
	4"	8"	8	1	Fearless, Not a Leader, Undead, Ashes to Ashes, Unliving Shield	
Defensive	HP	Def	Res	Arm		
	4	5	5	0	Heavy Armour, Shield	
Offensive	Att	Off	Str	Ap	Agi	
Barrow King	3	5	4	1	4	Multiple Wounds (2, against Lethal Strike Standard), Magical Attacks, Hand Weapon




MOUNT SKELETAL STEED

Global	Adv	Mar	Dis	Rea	Model Rules
	8"	16"	C		Ghost Step
Defensive	HP	Def	Res	Arm	
	C	C	C	C+2	



<i>Offensive</i>	<i>Att</i>	<i>Off</i>	<i>Str</i>	<i>Ap</i>	<i>Agi</i>	Harnessed, Magical Attacks
Skeletal Steed	1	2	3	0	2	

Options	Battle Standard Bearer • Skeletal Steed
Magic items	Basalt Infusion • Dusk Forged (Shield)
Core	

	ZOMBIES #1 Zombies x22 - Standard - Infantry - 20x20mm	155 POINTS	
--	--	-------------------	---



<i>Global</i>	<i>Adv</i>	<i>Mar</i>	<i>Dis</i>	<i>Rea</i>	<i>Model Rules</i>	, Ashes to
	4"	8"	2	2D6+4	Scoring, Fearless, Undead	Ashes
<i>Defensive</i>	<i>HP</i>	<i>Def</i>	<i>Res</i>	<i>Arm</i>		
	1	1	3	0		
<i>Offensive</i>	<i>Att</i>	<i>Off</i>	<i>Str</i>	<i>Ap</i>	<i>Agi</i>	
Zombies	1	1	3	0	1	

Options	Musician • Standard Bearer
----------------	----------------------------



	ZOMBIES #2 Zombies x21 - Standard - Infantry - 20x20mm	140 POINTS	
--	--	-------------------	---

<i>Global</i>	<i>Adv</i>	<i>Mar</i>	<i>Dis</i>	<i>Rea</i>	<i>Model Rules</i>	, Ashes to
	4"	8"	2	2D6+4	Scoring, Fearless, Undead	Ashes
<i>Defensive</i>	<i>HP</i>	<i>Def</i>	<i>Res</i>	<i>Arm</i>		
	1	1	3	0		
<i>Offensive</i>	<i>Att</i>	<i>Off</i>	<i>Str</i>	<i>Ap</i>	<i>Agi</i>	
Zombies	1	1	3	0	1	

Options	Musician
----------------	----------

	BAT SWARM #1 Bat Swarms x7 - Standard - Beast - 40x40mm	220 POINTS	
--	---	-------------------	---


<i>Global</i>	<i>Adv</i>	<i>Mar</i>	<i>Dis</i>	<i>Rea</i>	<i>Model Rules</i>	, Ashes to	, Storm of
	1"	2"	3	D6+4	Light Troops, Fearless, Skirmisher, Undead	Ashes	Wings
	6"	12"					
<i>Defensive</i>	<i>HP</i>	<i>Def</i>	<i>Res</i>	<i>Arm</i>	Distracting, Hard Target (1, 1)		
	4	3	2	0			
<i>Offensive</i>	<i>Att</i>	<i>Off</i>	<i>Str</i>	<i>Ap</i>	<i>Agi</i>		
Bat Swarm	4	3	2	0	3		

	SKELETONS #1 Skeletons x22 - Standard - Infantry - 20x20mm	236 POINTS	
--	--	-------------------	---

<i>Global</i>	<i>Adv</i>	<i>Mar</i>	<i>Dis</i>	<i>Rea</i>	<i>Model Rules</i>	, Ashes to
	4"	8"	4	D6+4	Scoring, Fearless, Undead	Ashes
<i>Defensive</i>	<i>HP</i>	<i>Def</i>	<i>Res</i>	<i>Arm</i>	Light Armour , Shield	
	1	2	3	0		

<i>Offensive</i>	<i>Att</i>	<i>Off</i>	<i>Str</i>	<i>Ap</i>	<i>Agi</i>
Skeletons	1	2	3	0	2


Options	Champion • Musician • Standard Bearer
Magic banners	Banner of the Relentless Company (Banner Enchantment)




DIRE WOLVES #1

Dire Wolves x8 - Standard - Beast - 25x50mm

125 POINTS




<i>Global</i>	<i>Adv</i>	<i>Mar</i>	<i>Dis</i>	<i>Rea</i>	<i>Model Rules</i>
	9"	18"	3	D3+4	Vanguard, Fearless, UndeadAshes, Ashes to
<i>Defensive</i>	<i>HP</i>	<i>Def</i>	<i>Res</i>	<i>Arm</i>	
	1	3	3	0	
<i>Offensive</i>	<i>Att</i>	<i>Off</i>	<i>Str</i>	<i>Ap</i>	<i>Agi</i>
Dire Wolves	1	3	3	0	3 Devastating Charge




DIRE WOLVES #2

Dire Wolves x8 - Standard - Beast - 25x50mm

125 POINTS




<i>Global</i>	<i>Adv</i>	<i>Mar</i>	<i>Dis</i>	<i>Rea</i>	<i>Model Rules</i>
	9"	18"	3	D3+4	Vanguard, Fearless, UndeadAshes, Ashes to
<i>Defensive</i>	<i>HP</i>	<i>Def</i>	<i>Res</i>	<i>Arm</i>	
	1	3	3	0	
<i>Offensive</i>	<i>Att</i>	<i>Off</i>	<i>Str</i>	<i>Ap</i>	<i>Agi</i>
Dire Wolves	1	3	3	0	3 Devastating Charge



DIRE WOLVES #3

Dire Wolves x8 - Standard - Beast - 25x50mm

125 POINTS



<i>Global</i>	<i>Adv</i>	<i>Mar</i>	<i>Dis</i>	<i>Rea</i>	<i>Model Rules</i>
	9"	18"	3	D3+4	Vanguard, Fearless, UndeadAshes, Ashes to
<i>Defensive</i>	<i>HP</i>	<i>Def</i>	<i>Res</i>	<i>Arm</i>	
	1	3	3	0	
<i>Offensive</i>	<i>Att</i>	<i>Off</i>	<i>Str</i>	<i>Ap</i>	<i>Agi</i>
Dire Wolves	1	3	3	0	3 Devastating Charge

Special



BARROW GUARD #1

Barrow Guard x32 - Standard - Infantry - 20x20mm

626 POINTS



<i>Global</i>	<i>Adv</i>	<i>Mar</i>	<i>Dis</i>	<i>Rea</i>	<i>Model Rules</i>
	4"	8"	7	D3+4	Scoring, Fearless, UndeadAshes, Ashes to, Bodyguard
<i>Defensive</i>	<i>HP</i>	<i>Def</i>	<i>Res</i>	<i>Arm</i>	
	1	3	4	0	Heavy Armour
<i>Offensive</i>	<i>Att</i>	<i>Off</i>	<i>Str</i>	<i>Ap</i>	<i>Agi</i>
Barrow Guard	1	3	4	1	3 Lethal Strike, Multiple Wounds, Magical Attacks

Options	Halberd • Champion • Musician • Standard Bearer
----------------	---



DARK COACH #1

Dark Coach - Large - Construct - 50x100mm

465 POINTS



<i>Global</i>	<i>Adv</i>	<i>Mar</i>	<i>Dis</i>	<i>Rea</i>	<i>Model Rules</i>
	8"	8"	7	1	Fear, Fearless, Swiftstride, Undead, Ghost StepConduit, Unholy
<i>Defensive</i>	<i>HP</i>	<i>Def</i>	<i>Res</i>	<i>Arm</i>	
	5	3	5	4	Aegis (4+)
<i>Offensive</i>	<i>Att</i>	<i>Off</i>	<i>Str</i>	<i>Ap</i>	<i>Agi</i>
Coachman	2	3	3	10	2
Vampire	4	6	5	2	6
Undead Mounts (2)	1	3	4	1	2
Chassis			5	2	Inanimate, Impact Hits (D6+1, D6+1)



DARK COACH #2

Dark Coach - Large - Construct - 50x100mm

465 POINTS



<i>Global</i>	<i>Adv</i>	<i>Mar</i>	<i>Dis</i>	<i>Rea</i>	<i>Model Rules</i>
	8"	8"	7	1	Fear, Fearless, Swiftstride, Undead, Ghost StepConduit, Unholy
<i>Defensive</i>	<i>HP</i>	<i>Def</i>	<i>Res</i>	<i>Arm</i>	
	5	3	5	4	Aegis (4+)
<i>Offensive</i>	<i>Att</i>	<i>Off</i>	<i>Str</i>	<i>Ap</i>	<i>Agi</i>
Coachman	2	3	3	10	2
Vampire	4	6	5	2	6
Undead Mounts (2)	1	3	4	1	2
Chassis			5	2	Inanimate, Impact Hits (D6+1, D6+1)

Magics

Racial Trait Spell

This spell has a second Boosted version, which is shown using {{this colour-coding}}

	Casting	Range	Type	Duration
Arise!				
<i>Mf</i>	4+ [8+] {11+}	18" [6" Aura] {12" Aura}	Augment	Instant
<p><i>When resolving the spell, choose one of the following effects for each target:</i></p> <ul style="list-style-type: none"> • The R&F part of the target Raises a number of Health Points equal to its Reanimated value. • Up to one Character within the target Recovers a number of Health Points equal to its Reanimated value. <p><i>Models with Towering Presence cannot Recover more than 2 Health Points from this spell in a single Magic Phase.</i></p>				



Evocation

		Casting	Range	Type	Duration	Effect
I	Spectral Blades	5+ [9+]	18"	Augment	Last one Turn	The target must reroll failed to-wound rolls with its Melee Attacks[and gains Lethal Strike].

		<i>Casting</i>	<i>Range</i>	<i>Type</i>	<i>Duration</i>	<i>Effect</i>
3	Hasten the Hour	7+ [10+]	24" [18"]	Hex, Damage, Direct	Instant	Choose 1 {up to 3 different} models in the target unit (which may be Characters or Champions). Each of them suffers 1 hit that wounds automatically with Armour Penetration 10 and Magical Attacks.
2	Whispers of the Veil	8+	24"	Hex	Last one Turn	The target suffers -1 Resilience. In addition, a unit with at least one model affected by one or more instances of the spell suffers -1 Discipline.
4	Evocation of Souls				Instant	If your Veil Token pool contains less than 3 Veil Tokens, you gain one Veil Token. No more than 1 Veil Token can be gained from this spell each Phase.
5	Touch of the Reaper	7+ [9+]	(24") [18"]	Hex, Missile, Damage, Focused, Direct	Instant	The target suffers D3 hits with Strength 10, Armour Penetration 10, and Magical Attacks. When rolling to wound with this attack, use the target's Discipline instead of the target's Resilience.
6	Danse Macabre	5+ {9+}	12" [9"Aura]	Augment	Instant	The target may perform a 8" [6"] Magical Move and gains Ghost Step during this move.
4	Ancestral Aid	6+ [7+]	12" [18"]	Augment	Last one Turn	The target must reroll failed to-hit rolls with its Close Combat Attacks.



Witchcraft

		<i>Casting</i>	<i>Range</i>	<i>Type</i>	<i>Duration</i>	<i>Effect</i>
1	Raven's Wing	7+ [9+]	18"	Augment	Instant	The target may perform a 8" [12"] Magical Move and gains Fly and Light Troops until the end of the Player Turn. Nominate a single model part affected by the spell. This model part may perform a Sweeping Attack during the move (possibly in addition to other Sweeping Attacks). This Sweeping Attack causes D6 hits with Strength 4, Armour Penetration 1, and Magical Attacks.
3	Twisted Effigy	5+ [7+]	36"	Hex	Last one Turn	The target cannot use Shooting Attacks [and suffers a -2 modifier to its casting rolls].
2	Deceptive Glamour	4+ [6+]	24"	Hex	Last one Turn	The target suffers -1 [-2] Offensive Skill, -1 [-2] Defensive Skill and -1 [-2] Agility.
4	Evil Eye		24"	Universal	Last one Turn	If this spell targets a friendly unit, the target gains +1 Advance Rate and +2 March Rate. If this spell targets an enemy unit, the target suffers -1 Advance Rate and -2 March Rate, to a minimum of 3 and 6 respectively. A unit cannot be affected by this spell more than twice in the same Magic Phase.
5	Will-o'-the-Wisp	8+ [8+]	18"	Universal	Last one Turn	The target gains Random Movement (2D6 [3D6])
6	Bewitching Glare	8+ [12+]	18"	Hex	Last one Turn	Melee [and Shooting] Attacks against the target must reroll failed to-wound rolls.
4	The Wheel Turns	8+ [10+]	24"	Hex	Last one Turn	Melee Attacks made by {and distributed towards} R&F models in the target unit are set to wound on a 4+, and Close Combat Attacks made by {and allocated against} R&F models in the target unit additionally are set to hit on a 4+, regardless of Offensive Skill, Defensive Skill, Strength, and Resilience. Apply this effect before other to-hit and to-wound modifiers.

Magic items

Basalt Infusion: The wearer gains +1 Armour and Aegis (3+, against Flaming Attacks). The wearer automatically fails all Fortitude Saves.

Binding Scroll: One use only. May be activated after Siphon the Veil (at the end of step 3 of the Magic Phase Sequence).

When activated, pick an enemy model and select one of its Attribute, Bound, or Learned Spells. The selected model cannot cast the chosen instance of the spell during this Magic Phase. Only a single Binding Scroll may be activated during the same phase.

Destiny's Call: The wearer gains Aegis (4+) and its Armour is set to 3 and can never be improved beyond this.

Dusk Forged: The bearer may choose to reroll its failed Armour Saves while using this Shield. If it does, it automatically fails all Special Saves.

Necromantic Staff: The bearer gains Channel (1) and can cast the first Boosted version (6" Aura) of Arise! (Hereditary Spell) as a Bound Spell with Power Level (4/8).

True Thirst: Attacks made with this weapon gain +1 Strength, +1 Armour Penetration, and become Magical Attacks, and Vampiric (3+). For each unsaved wound caused by this weapon during a Melee Phase, Raise 1 Health Point of R&F models in the wielder's unit at the end of the Melee Phase. The number of Raised Health Points in each phase cannot exceed the fixed component of the Reanimated value of the R&F models in the unit, disregarding any D3 or D6 parts (e.g. you can Raise 4 Zombies in a single phase).

Magic banners

Banner of the Relentless Company: One use only. May be activated during the owner's Movement Phase. All Infantry models in the bearer's unit always have March Rate 15", until the end of the Player Turn. Only a single Banner of the Relentless Company may be activated during the same phase.

Model Rules

Aegis:

Ashes to Ashes: At the end of any phase in which the Master is removed as a casualty, every unit in the army with one or more models with Ashes to Ashes must pass a Discipline Test or lose a number of Health Points equal to the amount by which the test was failed, with no saves of any kind allowed. These Health Point losses are allotted following the rules for Unstable, except that they can never be allotted to models that do not have Ashes to Ashes. The number of Health Points lost is reduced by

1 if the unit is within range of Rally Around the Flag.

At the end of the Player Turn in which the Master was removed as a casualty, a new Master may be selected. In order to do so, nominate a friendly Wizard Character that either has Vampiric or has chosen Evocation. This Character becomes the new Master.

At the start of each friendly Player Turn after the army's Master has been removed as a casualty and no new Master has been selected, every unit with Ashes to Ashes must once again pass a Discipline Test or lose Health Points as described above.

Autonomous: Undead units consisting entirely of models with Autonomous may perform March Moves as normal, even when outside the range of friendly models' Commanding Presence. The unit must still pass a Discipline Test in order to do so if within 8" of non-Fleeing enemy units.

Awaken: The model can Raise Health Points above a unit's starting size for the units stated within brackets. However, units cannot be increased beyond twice their starting size or beyond the maximum unit size written in their unit entry. A unit's starting size is the size of the unit as written on the Army List or the size of the unit when it is Summoned.

Bodyguard: When a Character is joined to a unit in which at least one model has Bodyguard, that Character gains Stubborn. When Characters or Character types are stated in brackets, Bodyguard only works for the specified Characters or Character types.

Devastating Charge: Attacks & Weapons, Melee

A charging model part with Devastating Charge, or using a weapon with Devastating Charge, gains the Model Rules and Characteristic modifiers stated in brackets. For example, a charging model part with Devastating Charge (+1 Strength, Poison Attacks) gains +1 Strength and Poison Attacks when it is charging. This rule is cumulative: a model part with several instances of Devastating Charge applies all Attack Attributes and Characteristics modifiers from all of them when charging.

Distracting: Close Combat Attacks allocated towards a model with Distracting suffer a -1 to-hit modifier. This to-hit modifier cannot be combined with any other negative to-hit modifiers.

Fear: Units in base contact with one or more enemy models with Fear suffer -1 Discipline. At the start of each Round of Combat, such units must take a Discipline Test, called a Fear Test. If this test is failed, the models in the unit are Shaken until the end of the Round of Combat. Models that have Fear themselves are immune to the effects of Fear.

Fearless: If more than half of a unit's models are Fearless, the unit automatically passes Panic Tests and Decimated Tests and cannot declare a Flee Charge Reaction (unless already Fleeing). Models that are Fearless are also immune to the effects of Fear.

Gates of the Netherworld: Whenever a model with Gates of the Netherworld successfully casts Arise!, after resolving the spell's effect, choose a friendly unit with a Reanimated value and within 12" of the Caster. This unit, or a single Character inside the unit, Raises 1 Health Point. No unit can be chosen more than twice per Magic Phase by Gates of the Netherworld.

Ghost Step: The model treats all Terrain Features as Open Terrain for movement purposes, but must abide by the Unit Spacing rule upon the completion of its moves.

Great Weapon: Attacks made with a Great Weapon gain +2 Strength, +2 Armour Penetration and always strike at Initiative Step 0 (regardless of the wielder's Agility). A model using this weapon cannot simultaneously use a Shield against Melee Attacks

Hand Weapon: All models come equipped with a Hand Weapon as their default equipment. If a model has any Close Combat Weapon other than a Hand Weapon, it cannot choose to use the Hand Weapon (unless specifically stated). Hand Weapons wielded by models on foot can be used alongside a Shield, then giving Parry

Hard Target:

Harnessed: Model parts with Harnessed cannot make Supporting Attacks and cannot use Weapons. Shooting Weapons carried by model parts with Harnessed can be used by other model parts of the same model (as long as they do not have Harnessed or Inanimate). A model with with at least one model part with Harnessed is considered to be mounted.

Heavy Armour: +2 Armor

Impact Hits: At Initiative Step 10, a charging model part with Impact Hits must choose an enemy unit that is in base contact with the attacking model's Front Facing. This unit suffers a number of hits equal to the value stated in brackets (X). These hits are resolved with the attacking model part's Strength and Armour Penetration. If a model has both Grind Attacks and Impact Hits, it may only use one of these rules in the same Round of Combat (its controlling player may choose which). In multipart models, only model parts that also have Harnessed or Inanimate can use their Impact Hits. When several models in the same unit have Impact Hits, and when X is a random number (e.g. Impact Hits (D6)), roll for the number of hits separately for each model part.

Inanimate: Inanimate - Melee

Model parts with Inanimate cannot make Close Combat Attacks and cannot use Shooting Weapons. Shooting Weapons carried by model parts with Inanimate can be used by other model parts of the same model (as long as they do not have Harnessed or Inanimate).

Lethal Strike: If the attack wounds with a natural to-wound roll of 6+, its Armour Penetration is set to 10 and the target of the attack cannot take a Regeneration save against it.

Light Armour: Armor +1

Light Troops: Units composed entirely of models with Light Troops are allowed to make any number of Reforms when performing Advance Moves or March Moves. They are allowed to shoot even if they Marched or Reformed. No model can end its movement with its centre further away than its March Rate from its starting position, around any obstructions (including the Unit Spacing rule). This means that when checking the distance travelled by a model, check the path the model would have taken if it was alone, with the exception that the unit as a whole cannot break the Unit Spacing rule while performing the move. If a model performed any action during the movement (such as a Sweeping Attack), the distance moved is counted from its starting position to the point on the Battlefield where it performed that action and then to its final position.

If more than half the models in a unit have Light Troops, the unit always counts as having 0 Full Ranks. Characters with Light Troops that are joined to units with one or more models without Light Troops, lose this rule for as long as they remain with the unit. An Infantry Character joined to an Infantry unit with both Light Troops and the same Size as the Character gains Light Troops for as long as it remains with the unit.

Lightning Reflexes: Close Combat

A Close Combat Attack with Lightning Reflexes gains a +1 to-hit modifier. Model parts with this Attack Attribute wielding Great Weapons do not gain this +1 to-hit modifier, but strike with the Great Weapon at the Initiative Step corresponding to their Agility instead of always striking at Initiative Step 0.

Magical Attacks: The attack doesn't have any special effects. However, it interacts with other rules, such as Otherworldly. Model parts

with Magical Attacks apply it also to their Special Attacks (such as Stomp Attacks, Impact Hits and Breath Attack).

Multiple Wounds: Attacks & Weapons, Melee

Unsaved wounds caused by the attacks are multiplied into the value given in brackets (X). If the value is a dice (e.g. Multiple Wounds (D3)), roll one dice for each unsaved wound with Multiple Wounds. The amount of wounds that the attack is multiplied into can never be higher than the Health Points Characteristic of the target (excluding Health Points lost previously in the battle). For example, if a Multiple Wounds (D6) attack wounds a unit of Trolls (HP 3) and rolls a '5' for the multiplier, the number of unsaved wounds is reduced to 3, even if the Troll unit has already lost one or two Health Points previously in battle.

If Clipped Wings is stated after the X value in brackets, any unsaved wound caused by the attack against a model with Fly is multiplied into X+1 instead of X.

Not a Leader: The model cannot be the General.

Scoring: Units with at least one model with Scoring are considered to be Scoring Units, which are used for winning Secondary Objectives (see section XVI.2 "Scoring Secondary Objectives", page 67). Every army needs a few Scoring units to be able to complete Secondary Objectives, which is why units with Scoring are marked in the Army Books with a special pennant icon:

Scoring can be lost during the game:

- A unit that is Fleeing loses Scoring for as long as it is Fleeing.
- An Ambushing unit that enters the Battlefield on Game Turn 4 or later loses Scoring.
- A unit that has performed a Post-Combat Reform loses Scoring until the start of the following Player Turn.

Shield: +1 Armour Hand Weapons wielded by models on foot can be used alongside a Shield, then giving Parry.

Skirmisher: The model can draw Lines of Sight in any direction (i.e. it is not limited by the Front Arc) from any point on its base (remember that Charge Moves are limited by a single Wheel of no more than 90°, and that Stand and Shoot Charge Reactions can only be done against enemies in the Front Arc) and can always use Shooting Attacks from any rank (they are not limited to shooting from first and second rank).

Units with at least one R&F model with Skirmisher are formed into a skirmish formation. They are not placed in base to base contact with each other. Instead, models are placed with a 12.5 mm distance between them. This gap is considered part of the unit for Cover purposes, and will have the same Size as the models in the unit. Other than this gap between models, units with Skirmisher follow the normal rules for forming units and therefore have a Front, two Flanks, a Rear, can perform Supporting Attacks, and so on. Units in skirmish formation gain Hard Target and Light Troops, never block Line of Sight, and when units in skirmish formation would contribute to Hard Cover, they contribute to Soft Cover instead.

Storm of Wings: Enemy units in base contact with one or more Bat Swarms suffer -1 Offensive Skill and -1 Defensive Skill, both to a minimum of 1.

Swiftstride: When a unit composed entirely of models with Swiftstride rolls Charge Range, Flee Distance, Pursuit Distance or Overrun Distance, it rolls an additional D6 (normally this will lead to rolling 3D6) and discards the lowest D6 rolled.

Undead: The model gains Unstable. Models with Undead cannot perform March Moves, unless their unit starts the March Move within the range of a friendly model's Commanding Presence. The only Charge Reaction a unit with one or more models with Undead can make is Hold.

When units consisting entirely of models with Undead lose Health Points due to Unstable, the number of lost Health Points can be reduced in some situations. Apply the modifiers in the following order:

1. If the unit is Stubborn, halve the number of lost Health Points (round fractions up).
2. If the unit is Steadfast, reduce all lost Health Points above 12 to 12.
3. If the unit receives Rally Around the Flag, reduce the number of lost Health Points with the unit's current Rank Bonus. Units with no Rank Bonus reduce the number of Health Points lost by 1 instead.
4. Apply all other modifiers (from Special Equipment, Model Rules, spells, etc.) afterwards.

Unholy Conduit: Universal Rule.

Friendly units within 6" of the model gain Autonomous

Unliving Shield: Enemy models cannot allocate Close Combat Attacks towards a Necromancer as long as they can allocate attacks towards a model with Unliving Shield in the same unit as the Necromancer. This rule cannot be used if there are also models with Vampiric in the same unit.

Vampiric: At the end of each Melee Phase, check and resolve the following effects for all models with Vampiric:

- Character – If at least one attack with Vampiric made by the Character caused an unsaved wound against enemy units, the Character can make a single Vampiric roll. If successful, the Character Recovers a single Health Point.
- R&F model – If at least one attack with Vampiric made by a R&F model in the unit caused an unsaved wound against enemy units, the unit can make a single Vampiric roll. If successful, the unit Raises a single Health Point.

A Vampiric roll is successful if the D6 scores X+, where X is the number stated within brackets. Use only the best value if a unit or Character has multiple parts with this Attack Attribute that each caused unsaved wounds. A roll of '1' on a Vampiric roll is always a failure and a '6' is always a success. Models with Towering Presence suffer a -2 modifier to their Vampiric rolls.

Vanguard: After Deployment (including units with Scout), models with Vanguard may perform a 12" move. The move is performed as an Advance Move in the Movement Phase, including any actions and restrictions the unit would normally have (such as Wheeling, Reforming, joining units, leaving units and so on). The 12" distance is used instead of the unit's Advance Rate and March Rate. This move cannot be used to move within 12" of enemy units. This is decreased to 6" for enemy units which have either Scouted or Vanguarded. Units that have moved in this way may not Declare Charges in the first Player Turn (if their side has the first turn). If both players have units with Vanguard, alternate moving units one at a time, starting with the player that finished deploying last. Instead of moving a unit, a player may declare to not move any more Vanguarding units.

Wizard Apprentice: - Knows 1 spell.

- Can select between the Learned Spell 1 of its chosen Path and the Hereditary Spell of its army.

The Wizard selects its spells as described in Spell Selection

.

Qr codes of your army

You can print this page to have all your army's units qrcode and cut them to stick them on your units, with them you can directly access to the unit's profil with your phone.

Vampire Count #1



Necromancer #1



Barrow King #1



Zombies #1



Zombies #2



Bat Swarm #1



Skeletons #1



Dire Wolves #1



Dire Wolves #2



Dire Wolves #3



Barrow Guard #1



Dark Coach #1



Dark Coach #2

