



BEAST HERDS

BEAST HERD 2023 - 4 496 POINTS



1545 pts (34.00 %) 982 pts (22.00 %) 939 pts (21.00 %) 1030 pts (23.00 %) 490 pts (11.00 %)

Characters **Core** **Special** **Terrors of the Wild** **Ambush Predators**

(40 Max) (20 Least) (0 NoLimit) (40 Max) (60 Max)

Characters



BEAST LORD #1

Beast Lord - Large - Construct - 50x100mm

635 POINTS



Global	Adv	Mar	Dis	Model Rules	
	5"	10"	9	Strider, Pack Tactics	
Defensive	HP	Def	Res	Arm	
	3	6	5	0	Light Armour
Offensive	Att	Off	Str	Ap	Agi
Beast Lord	4	6	5	2	5
Primal Instinct, Hand Weapon					



MOUNT RAZORTUSK CHARIOT

Global	Adv	Mar	Dis	Model Rules	
	7"	7"	C	Light Troops, Strider, Swiftstride, Hunting Horn	
Defensive	HP	Def	Res	Arm	
	5	C	C	C+1	
Offensive	Att	Off	Str	Ap	Agi
Wildhorn Crew	1	4	3	0	3
Razortusk	4	3	5	2	2
Chassis			5	2	
Primal Instinct, Light Lance					
Devastating Charge, Harnessed					
Impact Hits, Inanimate					

Options	General • Hunting Call • Shield • Heavy Armour (Death Cheater) • Beast Axe (Fatal Folly) • Razortusk Chariot
Magic items	Obsidian Rock • Death Cheater (Heavy Armour) • Crown of Horns • Fatal Folly (Beast Axe)



BEAST CHIEFTAIN #1

Beast Chieftain - Standard - Infantry - 25x25mm

280 POINTS



Global	Adv	Mar	Dis	Model Rules	
	5"	10"	8	Strider, Pack Tactics	
Defensive	HP	Def	Res	Arm	
	3	5	5	0	Light Armour
Offensive	Att	Off	Str	Ap	Agi
Beast Chieftain	3	5	4	1	4
Primal Instinct, Hand Weapon					

Options	Battle Standard Bearer • Shield (Willow's Ward) • Heavy Armour (Ghostly Guard) • Beast Axe
Magic items	Willow's Ward (Shield) • Ghostly Guard (Heavy Armour) • Dragon Staff
Magic banners	Aether Icon (Battle Standard Bearer)



SOOTHSAYER #1

Soothsayer - Large - Construct - 50x100mm

630 POINTS



<i>Global</i>	<i>Adv</i>	<i>Mar</i>	<i>Dis</i>	<i>Model Rules</i>	
	5"	10"	8	Strider, Wizard Apprentice, Pack Tactics, Blood Offering	
<i>Defensive</i>	<i>HP</i>	<i>Def</i>	<i>Res</i>	<i>Arm</i>	
	3	4	5	0	
<i>Offensive</i>	<i>Att</i>	<i>Off</i>	<i>Str</i>	<i>Ap</i>	<i>Agi</i>
Soothsayer	1	4	3	0	3
Primal Instinct, Hand Weapon					



MOUNT RAIDING CHARIOT

<i>Global</i>	<i>Adv</i>	<i>Mar</i>	<i>Dis</i>	<i>Model Rules</i>	
	7"	7"	C	Light Troops, Strider, Swiftstride	
<i>Defensive</i>	<i>HP</i>	<i>Def</i>	<i>Res</i>	<i>Arm</i>	
	4	C	C	C+2	
<i>Offensive</i>	<i>Att</i>	<i>Off</i>	<i>Str</i>	<i>Ap</i>	<i>Agi</i>
Wildhorn Crew	1	4	3	0	3
Primal Instinct, Light Lance					
War Hog(2)	1	3	4	1	2
Harnessed					
Chassis			5	2	
Impact Hits, Inanimate					

Options	Light Armour (Trickster's Cunning) • Shamanism • Wizard Master • Raiding Chariot
Magic items	Trickster's Cunning (Light Armour) • Ancestral Carvings (Hand Weapon) • Dark Rain

Core



WILDHORN HERD #1

Wildhorn Herd x15 - Standard - Infantry - 25x25mm

245 POINTS



<i>Global</i>	<i>Adv</i>	<i>Mar</i>	<i>Dis</i>	<i>Model Rules</i>	
	5"	10"	7	Scoring, Strider, Pack Tactics	
<i>Defensive</i>	<i>HP</i>	<i>Def</i>	<i>Res</i>	<i>Arm</i>	
	1	4	4	0	
<i>Offensive</i>	<i>Att</i>	<i>Off</i>	<i>Str</i>	<i>Ap</i>	<i>Agi</i>
Wildhorn	1	4	3	0	3
Primal Instinct					

Options	Ambush • Paired Weapons and Throwing Weapons (5+) • Champion • Musician • Standard Bearer
Magic banners	Banner of Discipline (Banner Enchantment)



WILDHORN HERD #1

Wildhorn Herd x15 - Standard - Infantry - 25x25mm

245 POINTS



<i>Global</i>	<i>Adv</i>	<i>Mar</i>	<i>Dis</i>	<i>Model Rules</i>	
	5"	10"	7	Scoring, Strider, Pack Tactics	
<i>Defensive</i>	<i>HP</i>	<i>Def</i>	<i>Res</i>	<i>Arm</i>	
	1	4	4	0	
<i>Offensive</i>	<i>Att</i>	<i>Off</i>	<i>Str</i>	<i>Ap</i>	<i>Agi</i>
Wildhorn	1	4	3	0	3
Primal Instinct					

Options	Ambush • Paired Weapons and Throwing Weapons (5+) • Champion • Musician • Standard Bearer
Magic banners	Banner of Discipline (Banner Enchantment)



WILDHORN HERD #3

Wildhorn Herd x24 - Standard - Infantry - 25x25mm

322 POINTS



<i>Global</i>	<i>Adv</i>	<i>Mar</i>	<i>Dis</i>	<i>Model Rules</i>	
	5"	10"	7	Scoring, Strider, Pack Tactics	
<i>Defensive</i>	<i>HP</i>	<i>Def</i>	<i>Res</i>	<i>Arm</i>	

<i>Defensive</i>	<i>HP</i>	<i>Def</i>	<i>Res</i>	<i>Arm</i>	
	1	4	4	0	
<i>Offensive</i>	<i>Att</i>	<i>Off</i>	<i>Str</i>	<i>Ap</i>	<i>Agi</i>
Wildhorn	1	4	3	0	3

Primal Instinct


Options	Paired Weapons • Champion • Musician • Standard Bearer
Magic banners	Banner of the Wild Herd (Banner Enchantment)



MONGREL HERD #1

Mongrel Herd x20 - Standard - Infantry - 20x20mm

170 POINTS



<i>Global</i>	<i>Adv</i>	<i>Mar</i>	<i>Dis</i>	<i>Model Rules</i>
	5"	10"	6	Scoring, Strider, Pack Tactics


<i>Defensive</i>	<i>HP</i>	<i>Def</i>	<i>Res</i>	<i>Arm</i>	
	1	3	3	0	Shield

<i>Offensive</i>	<i>Att</i>	<i>Off</i>	<i>Str</i>	<i>Ap</i>	<i>Agi</i>
Mongrel	1	3	3	0	3

Primal Instinct

Options	Champion • Musician • Standard Bearer
----------------	---------------------------------------


Special



FERAL HOUNDS #1

Feral Hounds x5 - Standard - Beast - 25x50mm


80 POINTS



<i>Global</i>	<i>Adv</i>	<i>Mar</i>	<i>Dis</i>	<i>Model Rules</i>
	8"	16"	5	Ambush, Insignificant, Strider, Vanguard

<i>Defensive</i>	<i>HP</i>	<i>Def</i>	<i>Res</i>	<i>Arm</i>	
	1	4	3	0	


<i>Offensive</i>	<i>Att</i>	<i>Off</i>	<i>Str</i>	<i>Ap</i>	<i>Agi</i>
Feral Hound	1	4	3	0	3



FERAL HOUNDS #1

Feral Hounds x5 - Standard - Beast - 25x50mm

80 POINTS



<i>Global</i>	<i>Adv</i>	<i>Mar</i>	<i>Dis</i>	<i>Model Rules</i>
	8"	16"	5	Ambush, Insignificant, Strider, Vanguard

<i>Defensive</i>	<i>HP</i>	<i>Def</i>	<i>Res</i>	<i>Arm</i>	
	1	4	3	0	

<i>Offensive</i>	<i>Att</i>	<i>Off</i>	<i>Str</i>	<i>Ap</i>	<i>Agi</i>
Feral Hound	1	4	3	0	3



RAZORTUSK CHARIOT #1

Razortusk Chariot - Large - Construct - 50x100mm

235 POINTS



<i>Global</i>	<i>Adv</i>	<i>Mar</i>	<i>Dis</i>	<i>Model Rules</i>
	7"	7"	8	Light Troops, Strider, Swiftstride, Hunting Horn

<i>Defensive</i>	<i>HP</i>	<i>Def</i>	<i>Res</i>	<i>Arm</i>	
	5	4	5	1	Heavy Armour

<i>Offensive</i>	<i>Att</i>	<i>Off</i>	<i>Str</i>	<i>Ap</i>	<i>Agi</i>
Wildhorn Crew	1	4	3	0	3

Primal Instinct, Light Lance

<i>Offensive</i>	<i>Att</i>	<i>Off</i>	<i>Str</i>	<i>Ap</i>	<i>Agi</i>	
Longhorn Crew	1	4	4	1	3	Primal Instinct, Great Weapon
Razortusk	4	3	5	2	2	Devastating Charge, Harnessed
Chassis			5	2		Impact Hits, Inanimate



MINOTAURS #1

Minotaurs x3 - Large - Infantry - 40x40mm

259 POINTS



<i>Global</i>	<i>Adv</i>	<i>Mar</i>	<i>Dis</i>	<i>Model Rules</i>		
	6"	12"	7	Fearless, Frenzy, Scoring, Strider		
<i>Defensive</i>	<i>HP</i>	<i>Def</i>	<i>Res</i>	<i>Arm</i>		
	3	3	4	0	Light Armour	
<i>Offensive</i>	<i>Att</i>	<i>Off</i>	<i>Str</i>	<i>Ap</i>	<i>Agi</i>	
Minotaur	3	4	5	2	3	Battle Focus, Impact Hits, Primal Instinct

Options	Great Weapon • Champion
----------------	-------------------------




BRIAR BEAST #1

Briar Beast - Large - Beast - 40x40mm

85 POINTS




<i>Global</i>	<i>Adv</i>	<i>Mar</i>	<i>Dis</i>	<i>Model Rules</i>		
	3D6"	"	10	Fear, Fearless, Random Movement, Strider, Unbreakable, Sleeper		
<i>Defensive</i>	<i>HP</i>	<i>Def</i>	<i>Res</i>	<i>Arm</i>		
	3	3	5	0		
<i>Offensive</i>	<i>Att</i>	<i>Off</i>	<i>Str</i>	<i>Ap</i>	<i>Agi</i>	
Briar Beast	D6+1	3	4	1	2	




RAZORTUSK HERD #1

Razortusk Herd - Large - Beast - 50x50mm

100 POINTS




<i>Global</i>	<i>Adv</i>	<i>Mar</i>	<i>Dis</i>	<i>Model Rules</i>		
	7"	14"	6	Strider		
<i>Defensive</i>	<i>HP</i>	<i>Def</i>	<i>Res</i>	<i>Arm</i>		
	3	3	5	0		
<i>Offensive</i>	<i>Att</i>	<i>Off</i>	<i>Str</i>	<i>Ap</i>	<i>Agi</i>	
Razortusk	4	3	5	2	2	Devastating Charge



RAZORTUSK HERD #2

Razortusk Herd - Large - Beast - 50x50mm

100 POINTS



<i>Global</i>	<i>Adv</i>	<i>Mar</i>	<i>Dis</i>	<i>Model Rules</i>		
	7"	14"	6	Strider		
<i>Defensive</i>	<i>HP</i>	<i>Def</i>	<i>Res</i>	<i>Arm</i>		
	3	3	5	0		
<i>Offensive</i>	<i>Att</i>	<i>Off</i>	<i>Str</i>	<i>Ap</i>	<i>Agi</i>	
Razortusk	4	3	5	2	2	Devastating Charge



GORTACH #1

Gortach - Gigantic - Infantry - 50x100mm

455 POINTS



<i>Global</i>	<i>Adv</i>	<i>Mar</i>	<i>Dis</i>				<i>Model Rules</i>
	7"	14"	9				Fearless, Frenzy, Strider (Forest)Flesh, Strength from
<i>Defensive</i>	<i>HP</i>	<i>Def</i>	<i>Res</i>	<i>Arm</i>			
	6	3	6	0			
<i>Offensive</i>	<i>Att</i>	<i>Off</i>	<i>Str</i>	<i>Ap</i>	<i>Agi</i>		
Gortach	6	4	6	3	3	Battle Focus	, Impact Hits, Lethal Strike, Primal Instinct



JABBERWOCK #1

Jabberwock - Gigantic - Beast - 50x100mm

280 POINTS



<i>Global</i>	<i>Adv</i>	<i>Mar</i>	<i>Dis</i>				<i>Model Rules</i>
	8"	16"	8				Fearless, Fly, Light Troops, Strider, Aura of Madness
	8"	16"					
<i>Defensive</i>	<i>HP</i>	<i>Def</i>	<i>Res</i>	<i>Arm</i>			
	5	4	5	3			
<i>Offensive</i>	<i>Att</i>	<i>Off</i>	<i>Str</i>	<i>Ap</i>	<i>Agi</i>		
Jabberwock	4	4	5	2	3	Breath Attack, Poison Attacks	



BEAST GIANT #1

Beast Giant - Gigantic - Infantry - 50x75mm

295 POINTS



<i>Global</i>	<i>Adv</i>	<i>Mar</i>	<i>Dis</i>				<i>Model Rules</i>
	7"	14"	8				Giant See, Giant Do
<i>Defensive</i>	<i>HP</i>	<i>Def</i>	<i>Res</i>	<i>Arm</i>			
	7	3	5	1			
<i>Offensive</i>	<i>Att</i>	<i>Off</i>	<i>Str</i>	<i>Ap</i>	<i>Agi</i>		
Beast Giant	5	3	5	2	3	Rage	

Options

Giant Club

Magics

Racial Trait Spell

	<i>Casting</i>	<i>Range</i>	<i>Type</i>	<i>Duration</i>
<i>H Echoes of the Dark Forest</i>				
<i>Mf</i>	{4+}	{18"}	Augment	Last one Turn
	{8+}	{36"}		

The target gains Fear and Fearless. Enemy units in base contact with the target suffer -1 Discipline.



Shamanism

	<i>Casting</i>	<i>Range</i>	<i>Type</i>	<i>Duration</i>	<i>Effect</i>
--	----------------	--------------	-------------	-----------------	---------------

		Casting	Range	Type	Duration	Effect
5	Totemic Summon	9+ [12+]	96"	Ground	Instant	Summon a Totemic Beast (profile below). It must be placed within 1" [10"] of the Board Edge. Totemic Beast (for Totemic Summon) single model Size Large Type Beast Base 40x40 mm Global Adv Mar Dis Model Rules 3D6" - 7 Fearless, Random Movement (3D6") Defensive HP Def Res Arm 3 3 5 - Offensive Att Off Str AP Agi 4 3 5 2 3 Breath Attack (Str 3, AP 0)
3	Savage Fury	5+ [8+]	12" [24"]	Universal	Last one Turn	The target gains Frenzy and Battle Focus.
4	Chilling Howl	6+ [10+]	36"	Hex	Last one Turn	All units within 6" [12"] of the target when the spell is cast suffer a -1 to-wound modifier on their Shooting [Ranged] Attacks [including effects of spells cast while affected by spell effects].
6	Break the Spirit	9+ [11+]	18" [36"]	Hex	Last one Turn	The target suffers a -1 to-hit modifier, and treats all Terrain (including Open Terrain) as Dangerous Terrain (2).
1	Awaken the Beast	5+ [7+]	18"	Augment	Last one Turn	The target gains +1 Strength and +1 Armour Penetration [+1 Resilience].
A	Scarification		Caster		Last one Turn	Melee Attacks against the target can never wound on better than 5+.
2	Swarm of Insects	5+ [8+]	24" [48"]	Hex, Missile, Damage	Permanent	Immediately after successfully casting this spell, the target suffers 5D6 hits with Strength 1, Armour Penetration 0, and Magical Attacks. If one or more unsaved wounds are caused, the target suffers -1 to hit with its Shooting Attacks. This spell is immediately ended when the target performs an Advance, March, Charge, Failed Charge, or Pursuit Move.

Magic items

Ancestral Carvings: Attacks made with this weapon gain +2 Strength and +2 Armour Penetration. The wielder gains +2 Attack Value and **Distracting** while using this weapon.

Crown of Horns: The bearer's unit and all units within range of its Commanding Presence (if applicable) automatically pass Discipline Tests taken due to Primal Instinct.

Dark Rain: One use only. This Artefact is automatically activated at the start of the first Game Turn (if the bearer is not on the Battlefield at this time, the item cannot be used). Its effects last until the end of the Game Turn. If the owner has the second Player Turn, all Shooting Attacks suffer -2 to hit during the opponent's Shooting Phase. If the owner has the first Player Turn, instead all Shooting Attacks suffer -1 to hit during the opponent's Shooting Phase.

Death Cheater: The wearer gains +1 Armour and Fortitude (4+).

Dragon Staff: The bearer gains Breath Attack (Str 3, AP 0, Flaming Attacks).

Fatal Folly: For each Close Combat Attack against the wielder's model that rolls a natural to-hit roll of '1', the wielder **must** perform a Close Combat Attack at the same Initiative Step (this overrides the normal restriction that Beast Axe attacks always strike at Initiative Step 0). This **must** be allocated towards the model (or Health Pool) that rolled the '1' to hit.

Ghostly Guard: The wearer gains +2 Armour against non-Magical Attacks.

Obsidian Rock: The bearer gains Magic Resistance (2).

Trickster's Cunning: Successful to-wound rolls against the wearer's model **must** be rerolled.

Willow's Ward: While using this Shield, the bearer cannot use Parry, gains +1 Armour, and Impact Hits distributed onto the bearer suffer -2 Armour Penetration.

Magic banners

Aether Icon: The bearer gains Magic Resistance (1). If the unit contains a model with another instance of Magic Resistance, it increases that model's Magic Resistance value by 1 instead.

Banner of Discipline: The bearer's unit may reroll failed Panic Tests. If the Battle Standard Bearer or the General is part of the bearer's unit, it automatically passes Panic Tests instead.

Banner of the Wild Herd: One use only. A single Banner of the Wild Herd per unit may be activated at the start of each Round of Combat. For the duration of this Round of Combat, all Mongrel Herd and Wildhorn Herd models in the bearer's unit gain +1 Strength and +1 Armour Penetration.

Model Rules

Ambush:

Aura of Madness: Enemy units within 6" of one or more models with Aura of Madness suffer -1 Discipline.

Battle Focus: If the attack hits with a natural to-hit roll of '6', the attack causes two hits instead of one.

Blood Offering: A unit that includes at least one Character with Blood Offering may reroll failed Panic Tests at the cost of inflicting one wound with no saves of any kind allowed on a Character with Blood Offering in the unit.

Breath Attack:

Devastating Charge: Attacks & Weapons, Melee

A charging model part with Devastating Charge, or using a weapon with Devastating Charge, gains the Model Rules and Characteristic modifiers stated in brackets. For example, a charging model part with Devastating Charge (+1 Strength, Poison Attacks) gains +1 Strength and Poison Attacks when it is charging. This rule is cumulative: a model part with several instances of Devastating Charge applies all Attack Attributes and Characteristics modifiers from all of them when charging.

Fear: Units in base contact with one or more enemy models with Fear suffer -1 Discipline. At the start of each Round of Combat, such units must take a Discipline Test, called a Fear Test. If this test is failed, the models in the unit are Shaken until the end of the Round of Combat. Models that have Fear themselves are immune to the effects of Fear.

Fearless: If more than half of a unit's models are Fearless, the unit automatically passes Panic Tests and Decimated Tests and cannot declare a Flee Charge Reaction (unless already Fleeing). Models that are Fearless are also immune to the effects of Fear.

Fly: The model gains Light Troops and Swiftstride. Units composed entirely of models with Fly may make Flying Movements when performing a Move Chargers move, an Advance Move, or a March Move. When a unit makes a Flying Movement, substitute its models' Advance Rate with the first value given in brackets (X), and their March Rate with the second value given in brackets (Y). All modifiers to ground movement values are also applied to the flying values of a model. Units using Flying Movement ignore all Terrain Features and units during the Flying Movement (from their starting to their ending position), but must abide by the Unit Spacing rule at the end of the move (unless charging, when the normal exceptions to the Unit Spacing rule apply). They are still affected by the effects of the Terrain Features from which they take off and in which they land.

Frenzy: At the start of the Charge Phase, each of your nonFleeing units with at least one model with Frenzy that is unengaged, does not contain any Shaken models, and has an enemy unit inside its Front Arc within the unit's Advance Rate +7" must take a Discipline Test, called a Frenzy Test. If the test is failed, the whole unit must declare a Charge this Player Turn if possible.

Frenzy Tests and Restrain Pursuit Tests taken by units with at least one model with Frenzy are subject to Maximised Roll.

If there are different Advance Rates available in the unit, the Advance Rate used for the Frenzy Test and for the Charge Range is determined as follows:

- If a model has more than one Advance Rate (e.g. due to Fly), the model must use the Advance Rate that has the highest chance of completing the Charge.
- If a unit contains models with different Advance Rates, the unit must use the highest Advance Rate that all models in the unit can use (which will usually be the lowest Advance Rate in the unit).

For example, a model with Advance Rate 2" and Fly (8", 16") must use the Advance Rate from Fly. And if a Character in a Combined Unit has Advance Rate 4" while the R&F models have 6", the Combined Unit must use Advance Rate 4". Note that when a unit is forced to declare a Charge due to a failed Frenzy Test, it is not forced to Charge the enemy unit that triggered the Frenzy Test.

Giant See, Giant Do: Universal Rule.

The model gains Drunkard and Strider (Forest). At the end of a friendly Movement Phase, if the model is in contact with a Forest Terrain Feature it may lose its current weapon (if applicable) and gain Uprooted Tree.

Great Weapon: Attacks made with a Great Weapon gain +2 Strength, +2 Armour Penetration and always strike at Initiative Step 0 (regardless of the wielder's Agility). A model using this weapon cannot simultaneously use a Shield against Melee Attacks

Hand Weapon: All models come equipped with a Hand Weapon as their default equipment. If a model has any Close Combat Weapon other than a Hand Weapon, it cannot choose to use the Hand Weapon (unless specifically stated). Hand Weapons wielded by models on foot can be used alongside a Shield, then giving Parry

Harnessed: Model parts with Harnessed cannot make Supporting Attacks and cannot use Weapons. Shooting Weapons carried by model parts with Harnessed can be used by other model parts of the same model (as long as they do not have Harnessed or Inanimate). A model with with at least one model part with Harnessed is considered to be mounted.

Heavy Armour: +2 Armor

Hunting Horn: While within 6" of one or more models with Hunting Horn, friendly units gain Devastating Charge (+1" Adv).

Impact Hits: At Initiative Step 10, a charging model part with Impact Hits must choose an enemy unit that is in base contact with the attacking model's Front Facing. This unit suffers a number of hits equal to the value stated in brackets (X). These hits are resolved with the attacking model part's Strength and Armour Penetration. If a model has both Grind Attacks and Impact Hits, it may only use one of these rules in the same Round of Combat (its controlling player may choose which). In multipart models, only model parts that also have Harnessed or Inanimate can use their Impact Hits. When several models in the same unit have Impact Hits, and when X is a random number (e.g. Impact Hits (D6)), roll for the number of hits separately for each model part.

Inanimate: Inanimate - Melee

Model parts with Inanimate cannot make Close Combat Attacks and cannot use Shooting Weapons. Shooting Weapons carried by model parts with Inanimate can be used by other model parts of the same model (as long as they do not have Harnessed or Inanimate).

Insignificant:

Lethal Strike: If the attack wounds with a natural to-wound roll of 6+, its Armour Penetration is set to 10 and the target of the attack cannot take a Regeneration save against it.

Light Armour: Armor +1

Light Lance:

Light Troops: Units composed entirely of models with Light Troops are allowed to make any number of Reforms when performing Advance Moves or March Moves. They are allowed to shoot even if they Marched or Reformed. No model can end its movement with its centre further away than its March Rate from its starting position, around any obstructions (including the Unit Spacing rule). This means that when checking the distance travelled by a model, check the path the model would have taken if it was alone, with the exception that the unit as a whole cannot break the Unit Spacing rule while performing the move. If a model performed any action during the movement (such as a Sweeping Attack), the distance moved is counted from its starting position to the point on the Battlefield where it performed that action and then to its final position.

If more than half the models in a unit have Light Troops, the unit always counts as having 0 Full Ranks. Characters with Light Troops that are joined to units with one or more models without Light Troops, lose this rule for as long as they remain with the unit. An Infantry Character joined to an Infantry unit with both Light Troops and the same Size as the Character gains Light Troops for as long as it remains with the unit.

Pack Tactics: Units consisting entirely of models with Pack Tactics gain Devastating Charge (Swiftstride) while they are Located in the Charged unit's Flank or Rear Arc.

Poison Attacks: If the attack successfully hits with a natural to-hit roll of '6', it automatically wounds with no to-wound roll needed. Shooting Attacks using the Hopeless Shot can only automatically wound if the first to-hit roll is a natural '6'. Note that the second to-hit roll must still be successful in order to hit the target. If the attack can be turned into more than one hit (e.g. a hit with Area Attack, Battle Focus, or Penetrating), only a single hit, chosen by the attacker, automatically wounds. All other hits must roll to wound as normal.

Primal Instinct: At the start of each Round of Combat that the model's unit is fighting, each unit with one or more model parts with this Attack Attribute **must** take a Discipline Test. If the test is passed, all model parts with Primal Instinct in the unit **must** reroll failed to-hit rolls during this Round of Combat.

Rage: Attack Attribute – Close Combat.

Whenever the model loses a Health Point, it gains +1 Attack Value. Whenever it gains a Health Point, it suffers –1 Attack Value.

Random Movement: The unit cannot Declare Charges and cannot move normally (Advance, March, Reform) in the Movement Phase (which also means they cannot perform Magical Moves). The model loses Swiftstride (and can never gain it), but always charges, Flees, Pursues and Overruns the distance stated in brackets. In the Movement Phase, at the end of step 2 of the the it with Random Movement moves using the rules for Pursuing units, except that they can freely choose which direction to rotate towards before rolling the Pursuit Distance, cannot move off the Board Edge and only take Dangerous Terrain Tests if they actually charge an enemy unit (they still test as normal when Fleeing, Pursuing a Broken enemy or Overrunning).

Whenever a unit with Random Movement needs a March Rate (e.g. when Post-Combat Reforming), use the potential maximum value of X as its March Rate.

Characters with Random Movement can only join units with Random Movement (by moving into contact with them during the Movement Phase or by being deployed inside), and units with Random Movement can only be joined by Characters with Random Movement. Units with Random Movement cannot enter Buildings. If a unit has several sets of Random Movement, use the one with the lowest average (in case of a tie, you may choose which version to use). A model with Random Movement cannot move in the same phase as it arrives on the Battlefield as Reinforcement (Dawn Assault) or Ambusher.

Scoring: Units with at least one model with Scoring are considered to be Scoring Units, which are used for winning Secondary Objectives (see section XVI.2 "Scoring Secondary Objectives", page 67). Every army needs a few Scoring units to be able to complete Secondary Objectives, which is why units with Scoring are marked in the Army Books with a special pennant icon:

Scoring can be lost during the game:

- A unit that is Fleeing loses Scoring for as long as it is Fleeing.
- An Ambushing unit that enters the Battlefield on Game Turn 4 or later loses Scoring.
- A unit that has performed a Post-Combat Reform loses Scoring until the start of the following Player Turn.

Shield: +1 Armour Hand Weapons wielded by models on foot can be used alongside a Shield, then giving Parry.

Sleeper: The model gains **Special Ambush (inside a Forest Terrain Feature)**, with the following exceptions: Immediately after step 2 of the owner's Movement Phase Sequence (including the owner's Player Turn 1), the owner may decide for each of their Briar Beasts if they will enter the Battlefield or not (no dice rolls are required).

Strength from Flesh: Whenever a Gortach inflicts an unsaved wound with Lethal Strike (rolling a natural '6' to wound with a Close Combat Attack with Lethal Strike), the attack gains **Multiple Wounds (D3)**, and the Gortach Recovers 1 Health Point at the end of the Initiative Step (unless the Gortach was removed as a casualty in this Initiative Step). No more than 1 Health Point may be Recovered by each Gortach per phase in this manner.

Strider: The model automatically passes Dangerous Terrain Tests taken due to Terrain.

If more than half of a unit's models have Strider, the unit never loses their Steadfast or Rank Bonus due to Terrain.

Sometimes Strider is linked to a specific type of Terrain, stated in brackets.

In this case, models with Strider are considered Striders only when interacting with such type of Terrain.

Swiftstride: When a unit composed entirely of models with Swiftstride rolls Charge Range, Flee Distance, Pursuit Distance or Overrun Distance, it rolls an additional D6 (normally this will lead to rolling 3D6) and discards the lowest D6 rolled.

Unbreakable: The model gains Fearless and its unit automatically passes all Break Tests. Characters with Unbreakable can only join units consisting entirely of models with Unbreakable. Units with one or more models with Unbreakable can only be joined by Characters with Unbreakable.

Vanguard: After Deployment (including units with Scout), models with Vanguard may perform a 12" move. The move is performed as an Advance Move in the Movement Phase, including any actions and restrictions the unit would normally have (such as Wheeling, Reforming, joining units, leaving units and so on). The 12" distance is used instead of the unit's Advance Rate and March Rate. This move cannot be used to move within 12" of enemy units. This is decreased to 6" for enemy units which have either Scouted or Vanguarded. Units that have moved in this way may not Declare Charges in the first Player Turn (if their side has the first turn). If both players have units with Vanguard, alternate moving units one at a time, starting with the player that finished deploying last. Instead of moving a unit, a player may declare to not move any more Vanguarding units.

Wizard Apprentice: - Knows 1 spell.

- Can select between the Learned Spell 1 of its chosen Path and the Hereditary Spell of its army.

The Wizard selects its spells as described in Spell Selection

Qr codes of your army

You can print this page to have all your army's units qrcode and cut them to stick them on your units, with them you can directly access to the unit's profil with your phone.

Beast Lord #1



Beast Chieftain #1



Soothsayer #1



Wildhorn Herd #1



Wildhorn Herd #1



Feral Hounds #1



Feral Hounds #1



Razortusk Chariot #1



Gortach #1



Jabberwock #1



Beast Giant #1



Minotaurs #1



Wildhorn Herd #3



Mongrel Herd #1



Briar Beast #1



Razortusk Herd #1



Razortusk Herd #2

