



KINGDOM OF EQUITAINÉ

KOE 4500 - 3 280 POINTS



445 pts (14.00 %) 1704 pts (52.00 %) 800 pts (24.00 %) 331 pts (10.00 %)

Characters **Core** **Special** **Airborne Gallantry**
 (40 Max) (25 Least) (0 NoLimit) (40 Max)

Characters



DUKE #1

Duke - Standard - Cavalry - 25x50mm

230 POINTS



Global	Adv	Mar	Dis	Model Rules		
	4"	8"	9			
Defensive	HP	Def	Res	Arm		
	3	6	4	0	The Blessing	, Heavy Armour
Offensive	Att	Off	Str	Ap	Agi	
Duke	4	6	4	1	6	Lance Formation, Oath of Fealty, Hand Weapon



MOUNT BARDED WARHORSE

Global	Adv	Mar	Dis	Model Rules		
	8"	16"	C			
Defensive	HP	Def	Res	Arm		
	C	C	C	C+2		
Offensive	Att	Off	Str	Ap	Agi	
Barded Warhorse	1	3	3	0	3	Harnessed, Devastating Charge

Options

Shield • Barded Warhorse • General



PALADIN #1

Paladin - Standard - Cavalry - 25x50mm

215 POINTS



Global	Adv	Mar	Dis	Model Rules		
	4"	8"	8			
Defensive	HP	Def	Res	Arm		
	3	5	4	0	The Blessing	, Heavy Armour
Offensive	Att	Off	Str	Ap	Agi	
Paladin	3	5	4	1	5	Lance Formation, Oath of Fealty, Hand Weapon



MOUNT BARDED WARHORSE

Global	Adv	Mar	Dis	Model Rules		
	8"	16"	C			
Defensive	HP	Def	Res	Arm		
	C	C	C	C+2		
Offensive	Att	Off	Str	Ap	Agi	
Barded Warhorse	1	3	3	0	3	Harnessed, Devastating Charge

Options

Battle Standard Bearer • Barded Warhorse

Core



KNIGHTS OF THE REALM #1

Knights of the Realm x9 - Standard - Cavalry - 25x50mm

426 POINTS



<i>Global</i>	<i>Adv</i>	<i>Mar</i>	<i>Dis</i>	<i>Model Rules</i>		
	8"	16"	8	Scoring		
<i>Defensive</i>	<i>HP</i>	<i>Def</i>	<i>Res</i>	<i>Arm</i>		
	1	4	3	2	The Blessing	, Heavy Armour, Shield
<i>Offensive</i>	<i>Att</i>	<i>Off</i>	<i>Str</i>	<i>Ap</i>	<i>Agi</i>	
Knight of the Realm	1	4	4	1	3	Lance Formation, Oath of Fealty, Lance
Barded Warhorse	1	3	3	0	3	Harnessed, Devastating Charge

Options	Champion • Musician • Standard Bearer
----------------	---------------------------------------



KNIGHTS OF THE REALM #2

Knights of the Realm x9 - Standard - Cavalry - 25x50mm

426 POINTS



<i>Global</i>	<i>Adv</i>	<i>Mar</i>	<i>Dis</i>	<i>Model Rules</i>		
	8"	16"	8	Scoring		
<i>Defensive</i>	<i>HP</i>	<i>Def</i>	<i>Res</i>	<i>Arm</i>		
	1	4	3	2	The Blessing	, Heavy Armour, Shield
<i>Offensive</i>	<i>Att</i>	<i>Off</i>	<i>Str</i>	<i>Ap</i>	<i>Agi</i>	
Knight of the Realm	1	4	4	1	3	Lance Formation, Oath of Fealty, Lance
Barded Warhorse	1	3	3	0	3	Harnessed, Devastating Charge

Options	Champion • Musician • Standard Bearer
----------------	---------------------------------------



KNIGHTS OF THE REALM #3

Knights of the Realm x9 - Standard - Cavalry - 25x50mm

426 POINTS



<i>Global</i>	<i>Adv</i>	<i>Mar</i>	<i>Dis</i>	<i>Model Rules</i>		
	8"	16"	8	Scoring		
<i>Defensive</i>	<i>HP</i>	<i>Def</i>	<i>Res</i>	<i>Arm</i>		
	1	4	3	2	The Blessing	, Heavy Armour, Shield
<i>Offensive</i>	<i>Att</i>	<i>Off</i>	<i>Str</i>	<i>Ap</i>	<i>Agi</i>	
Knight of the Realm	1	4	4	1	3	Lance Formation, Oath of Fealty, Lance
Barded Warhorse	1	3	3	0	3	Harnessed, Devastating Charge

Options	Champion • Musician • Standard Bearer
----------------	---------------------------------------



KNIGHTS OF THE REALM #4

Knights of the Realm x9 - Standard - Cavalry - 25x50mm

426 POINTS



<i>Global</i>	<i>Adv</i>	<i>Mar</i>	<i>Dis</i>	<i>Model Rules</i>		
	8"	16"	8	Scoring		
<i>Defensive</i>	<i>HP</i>	<i>Def</i>	<i>Res</i>	<i>Arm</i>		
	1	4	3	2	The Blessing	, Heavy Armour, Shield
<i>Offensive</i>	<i>Att</i>	<i>Off</i>	<i>Str</i>	<i>Ap</i>	<i>Agi</i>	

<i>Offensive</i>	<i>Att</i>	<i>Off</i>	<i>Str</i>	<i>Ap</i>	<i>Agi</i>	
Knight of the Realm	1	4	4	1	3	Lance Formation, Oath of Fealty, Lance
Barded Warhorse	1	3	3	0	3	Harnessed, Devastating Charge

Options	Champion • Musician • Standard Bearer
----------------	---------------------------------------

Special

	YEOMAN OUTRIDERS #1 Yeoman Outriders x5 - Standard - Cavalry - 25x50mm	145 POINTS	
--	--	-------------------	---



<i>Global</i>	<i>Adv</i>	<i>Mar</i>	<i>Dis</i>	<i>Model Rules</i>
	8"	16"	6	Feigned Flight, Vanguard, Light Troops, Serf, Insignificant

<i>Defensive</i>	<i>HP</i>	<i>Def</i>	<i>Res</i>	<i>Arm</i>
	1	3	3	1

<i>Offensive</i>	<i>Att</i>	<i>Off</i>	<i>Str</i>	<i>Ap</i>	<i>Agi</i>	
Yeoman Outrider	1	3	3	0	3	Light Lance

Horse	1	3	3	0	3	Harnessed
--------------	---	---	---	---	---	-----------

Options	Shield • Light Armour • Bow (4+)
----------------	----------------------------------

	YEOMAN OUTRIDERS #2 Yeoman Outriders x5 - Standard - Cavalry - 25x50mm	145 POINTS	
--	--	-------------------	--



<i>Global</i>	<i>Adv</i>	<i>Mar</i>	<i>Dis</i>	<i>Model Rules</i>
	8"	16"	6	Feigned Flight, Vanguard, Light Troops, Serf, Insignificant

<i>Defensive</i>	<i>HP</i>	<i>Def</i>	<i>Res</i>	<i>Arm</i>
	1	3	3	1

<i>Offensive</i>	<i>Att</i>	<i>Off</i>	<i>Str</i>	<i>Ap</i>	<i>Agi</i>	
Yeoman Outrider	1	3	3	0	3	Light Lance

Horse	1	3	3	0	3	Harnessed
--------------	---	---	---	---	---	-----------



Options	Shield • Light Armour • Bow (4+)
----------------	----------------------------------

	TREBUCHET #1 Trebuchet - Large - Construct - 75mm round	255 POINTS	
--	---	-------------------	---

<i>Global</i>	<i>Adv</i>	<i>Mar</i>	<i>Dis</i>	<i>Model Rules</i>
	0"	0"	5	War Machine, Serf, Insignificant

<i>Defensive</i>	<i>HP</i>	<i>Def</i>	<i>Res</i>	<i>Arm</i>
	6	1	4	0

<i>Offensive</i>	<i>Att</i>	<i>Off</i>	<i>Str</i>	<i>Ap</i>	<i>Agi</i>	
Crew	4	2	3	0	3	Move or Fire, Trebuchet (4+, 4+)

	TREBUCHET #2 Trebuchet - Large - Construct - 75mm round	255 POINTS	
--	---	-------------------	---

<i>Global</i>	<i>Adv</i>	<i>Mar</i>	<i>Dis</i>	<i>Model Rules</i>
	0"	0"	5	War Machine, Serf, Insignificant

<i>Defensive</i>	<i>HP</i>	<i>Def</i>	<i>Res</i>	<i>Arm</i>

<i>Defensive</i>	<i>HP</i>	<i>Def</i>	<i>Res</i>	<i>Arm</i>		
	6	1	4	0		
<i>Offensive</i>	<i>Att</i>	<i>Off</i>	<i>Str</i>	<i>Ap</i>	<i>Agi</i>	
Crew	4	2	3	0	3	Move or Fire , Trebuchet (4+, 4+)

Airborne Gallantry

	PEGASUS KNIGHTS #1 Pegasus Knights x3 - Large - Cavalry - 40x40mm	331 POINTS	
--	---	-------------------	---

<i>Global</i>	<i>Adv</i>	<i>Mar</i>	<i>Dis</i>	<i>Model Rules</i>		
	8"	16"	8	, Fly (8", 16", 8", Light Troops16")		
<i>Defensive</i>	<i>HP</i>	<i>Def</i>	<i>Res</i>	<i>Arm</i>		
	2	4	4	2	The Blessing, Heavy Armour, Shield	
<i>Offensive</i>	<i>Att</i>	<i>Off</i>	<i>Str</i>	<i>Ap</i>	<i>Agi</i>	
Pegasus Knight	1	4	4	1	3	Oath of Fealty, Devastating Charge, Lance
Young Pegasus	2	3	4	1	4	Harnessed

Options	Vanguard
----------------	----------

Magics

Racial Trait Spell

	Casting	Range	Type	Duration
<i>Breath of the Lady</i>				
<i>Mf</i>	{8+} {10+}	{18"} {36"}	Augment	Last one Turn
<i>The target must reroll natural to-hit and to-wound rolls of '1' with its Melee Attacks, and must reroll natural Armour Save rolls of '1'.</i>				

Model Rules

Devastating Charge: Attacks & Weapons, Melee

A charging model part with Devastating Charge, or using a weapon with Devastating Charge, gains the Model Rules and Characteristic modifiers stated in brackets. For example, a charging model part with Devastating Charge (+1 Strength, Poison Attacks) gains +1 Strength and Poison Attacks when it is charging. This rule is cumulative: a model part with several instances of Devastating Charge applies all Attack Attributes and Characteristics modifiers from all of them when charging.

Feigned Flight: A unit consisting solely of models with Feigned Flight that voluntarily chooses to Flee as a Charge Reaction, and subsequently passes a Rally Test in its next Player Turn, doesn't become Shaken. Furthermore, the Reform that is made after Rallying in this case doesn't prevent the unit from moving nor from shooting (but it still counts as having moved for shooting purposes). This rule cannot be applied if a unit fails to rally on the next friendly Player Turn or involuntarily Flees, such as a result of a failed Panic Test or if it was already Fleeing when being charged.

Fly: The model gains Light Troops and Swiftstride. Units composed entirely of models with Fly may make Flying Movements when performing a Move Chargers move, an Advance Move, or a March Move. When a unit makes a Flying Movement, substitute its models' Advance Rate with the first value given in brackets (X), and their March Rate with the second value given in brackets (Y). All modifiers to ground movement values are also applied to the flying values of a model. Units using Flying Movement ignore all Terrain Features and units during the Flying Movement (from their starting to their ending position), but must abide by the Unit Spacing rule at the end of the move (unless charging, when the normal exceptions to the Unit Spacing rule apply). They are still affected by the effects of the Terrain Features from which they take off and in which they land.

Hand Weapon: All models come equipped with a Hand Weapon as their default equipment. If a model has any Close Combat Weapon other than a Hand Weapon, it cannot choose to use the Hand Weapon (unless specifically stated). Hand Weapons wielded by models on foot can be used alongside a Shield, then giving Parry

Harnessed: Model parts with Harnessed cannot make Supporting Attacks and cannot use Weapons. Shooting Weapons carried by model parts with Harnessed can be used by other model parts of the same model (as long as they do not have Harnessed or Inanimate). A model with with at least one model part with Harnessed is considered to be mounted.

Heavy Armour: +2 Armour

Insignificant:

Lance: Attacks made with a Lance and allocated toward models in the wielders' Front Facing gain Devastating Charge (+2 Strength, +2 Armour Penetration). Infantry cannot use Lances.

Lance Formation: Attack Attribute - Close Combat

The model gains Fight in Extra Rank.

If more than half of a unit's models have Lance Formation, it only needs to be 3 models wide in order to form Full Ranks. In addition, the model gains Devastating Charge (Fight in Extra Rank) if its unit is exactly 3 models wide.

Light Lance:

Light Troops: Units composed entirely of models with Light Troops are allowed to make any number of Reforms when performing Advance Moves or March Moves. They are allowed to shoot even if they Marched or Reformed. No model can end its movement with its centre further away than its March Rate from its starting position, around any obstructions (including the Unit Spacing rule). This means that when checking the distance travelled by a model, check the path the model would have taken if it was alone, with the exception that the unit as a whole cannot break the Unit Spacing rule while performing the move. If a model performed any action during the movement (such as a Sweeping Attack), the distance moved is counted from its starting position to the point on the Battlefield where it performed that action and then to its final position.

If more than half the models in a unit have Light Troops, the unit always counts as having 0 Full Ranks. Characters with Light Troops that are joined to units with one or more models without Light Troops, lose this rule for as long as they remain with the unit. An Infantry Character joined to an Infantry unit with both Light Troops and the same Size as the Character gains Light Troops for as long as it remains with the unit.

Move or Fire: The attack may not be used if the attacking model has made an Advance Move, March Move, Reform or Pivot during the current Player Turn.

Oath of Fealty: Universal Rule.

The model gains Commanding Presence with the following restrictions: It has a range of 6" and can only benefit units with more than half of their models with Serf.

Scoring: Units with at least one model with Scoring are considered to be Scoring Units, which are used for winning Secondary Objectives (see section XVI.2 "Scoring Secondary Objectives", page 67). Every army needs a few Scoring units to be able to complete Secondary Objectives, which is why units with Scoring are marked in the Army Books with a special pennant icon:

Scoring can be lost during the game:

- A unit that is Fleeing loses Scoring for as long as it is Fleeing.
- An Ambushing unit that enters the Battlefield on Game Turn 4 or later loses Scoring.
- A unit that has performed a Post-Combat Reform loses Scoring until the start of the following Player Turn.

Serf: A unit gains +2 March Rate until the end of the Movement Phase if both the following conditions are met:

- more than half of its models with Type Infantry and/or Cavalry have Serf and
- the unit is under the effect of Commanding Presence from one or more models with Oath of Fealty at the start of its March Move.

Shield: +1 Armour Hand Weapons wielded by models on foot can be used alongside a Shield, then giving Parry.

The Blessing: The model gains Aegis (6+). Before rolling for the first turn (at the beginning of step 7 of the Deployment Phase Sequence), decide if the Kingdom of Equitaine army Prays or not. If it does, friendly models with The Blessing gain an additional Aegis (5+, against Strength 5 or more), and the army cannot gain any bonus to the Roll for First Turn.

Trebuchet: Catapult (4) Artillery Weapon

Range 12-60", Shots 1, Str 4 [8], AP 2 [6], [Multiple Wounds (D3, Clipped Wings)].

Vanguard: After Deployment (including units with Scout), models with Vanguard may perform a 12" move. The move is performed as an Advance Move in the Movement Phase, including any actions and restrictions the unit would normally have (such as Wheeling, Reforming, joining units, leaving units and so on). The 12" distance is used instead of the unit's Advance Rate and March Rate. This move cannot be used to move within 12" of enemy units. This is decreased to 6" for enemy units which have either Scouted or Vanguarded. Units that have moved in this way may not Declare Charges in the first Player Turn (if their side has the first turn). If both players have units with Vanguard, alternate moving units one at a time, starting with the player that finished deploying last. Instead of moving a unit, a player may declare to not move any more Vanguarding units.

War Machine: The model cannot Pursue, Declare Charges or Declare Flee as Charge Reaction. Characters can never join units with War Machines, and Characters with War Machine cannot join units at all.

When a War Machine fails a Panic Test, instead of Fleeing it is Shaken until the end of the next Player Turn. War Machines that fail a Break Test are automatically destroyed. War Machines and units Engaged in Combat with them cannot make Combat Reforms.

When a unit charges a War Machine, it can move into base contact by having its Front Facing contact any point of the War Machine's base (it must still maximise the number of models in base contact, see subsection II.1.A "Bases and Base Contact", page 4 and Figure 1 page 4). No Align Move is allowed. Ignore the War Machine's Facing, as it does not have any due to its round base.

Qr codes of your army

You can print this page to have all your army's units qrcode and cut them to stick them on your units, with them you can directly access to the unit's profil with your phone.

Duke #1



Paladin #1



Knights of the Realm #1



Knights of the Realm #2



Knights of the Realm #3



Knights of the Realm #4



Yeoman Outriders #1



Yeoman Outriders #2



Trebuchet #1



Trebuchet #2



Pegasus Knights #1

