



ORCS AND GOBLINS

BASILE - 4 473 POINTS



825 pts (18.00 %) 1155 pts (26.00 %) 1533 pts (34.00 %) 140 pts (3.00 %) 915 pts (20.00 %)
Characters **Core** **Special** **Death from Above** **Big 'n Nasty**
 (40 Max) (25 Least) (0 NoLimit) (15 Max) (30 Max)

Characters




ORC SHAMAN #1

Orc Shaman - Large - Cavalry - 50x50mm

600 POINTS




Global	Adv	Mar	Dis			Model Rules
	4"	8"	8			Wizard Apprentice
Defensive	HP	Def	Res	Arm		
	3	3	4	0	Light Armour	
Offensive	Att	Off	Str	Ap	Agi	
Common Orc Shaman	2	3	4	1	2	Born to Fight, Common Orc, Hand Weapon

MOUNT WYVERN

Global	Adv	Mar	Dis			Model Rules
	4"	8"	C			, Fly (8", 16", 8", Fear, Towering Presence16") , Light Troops
	8"	16"				
Defensive	HP	Def	Res	Arm		
	4	C	5	C		
Offensive	Att	Off	Str	Ap	Agi	
Wyvern	3	5	6	3	3	Harnessed, Poison Attacks, Venomous Fangs


Options	Shamanism • General • Wizard Master • Wyvern • Common Orc
Magic items	Magical Heirloom • Crown of Autocracy



GOBLIN WITCH DOCTOR #1

Goblin Witch Doctor - Standard - Infantry - 20x20mm


225 POINTS



Global	Adv	Mar	Dis			Model Rules
	4"	8"	6			Wizard Apprentice, Insignificant, Power 'Shroom
Defensive	HP	Def	Res	Arm		
	2	2	3	0	Light Armour	
Offensive	Att	Off	Str	Ap	Agi	
Common Goblin Witch Doctor	1	2	3	0	3	Common Goblin , Cave Goblin , Hand Weapon

Options	Witchcraft • Wizard Adept • Cave Goblin
----------------	---


Core



ORC 'EADBASHERS

Orc 'Eadbashers x30 - Standard - Infantry - 25x25mm

790 POINTS



Global	Adv	Mar	Dis			Model Rules

<i>Global</i>	<i>Adv</i>	<i>Mar</i>	<i>Dis</i>	<i>Model Rules</i>	
	4"	8"	7	Scoring	
<i>Defensive</i>	<i>HP</i>	<i>Def</i>	<i>Res</i>	<i>Arm</i>	<i>Aegis</i>
	1	3	4	0	
<i>Offensive</i>	<i>Att</i>	<i>Off</i>	<i>Str</i>	<i>Ap</i>	<i>Agi</i>
Common Orc 'Eadbasher	1	4	4	1	2

Born to Fight, Common Orc, Feral Orc

Options	Paired Weapons • Champion • Musician • Standard Bearer • Feral Orc • Mammoth Stabber
Magic banners	Green Tide (Banner Enchantment)




Goblins #1

Goblins x30 - Standard - Infantry - 20x20mm

365 POINTS



<i>Global</i>	<i>Adv</i>	<i>Mar</i>	<i>Dis</i>	<i>Model Rules</i>	
	4"	8"	5	Scoring, Insignificant	
<i>Defensive</i>	<i>HP</i>	<i>Def</i>	<i>Res</i>	<i>Arm</i>	
	1	2	3	0	
<i>Offensive</i>	<i>Att</i>	<i>Off</i>	<i>Str</i>	<i>Ap</i>	<i>Agi</i>
Common Goblin	1	2	3	0	2




Mount Mad Git

<i>Global</i>	<i>Adv</i>	<i>Mar</i>	<i>Dis</i>	<i>Model Rules</i>	
	2D6"	-"	5	Fearless, Shambolic, Running Amok!., Surprise!, Random Movement (2D6, 2D6), Ricochet (D6, D6), Insignificant	
<i>Defensive</i>	<i>HP</i>	<i>Def</i>	<i>Res</i>	<i>Arm</i>	<i>Aegis</i>
	1	0	3	0	Hard Target (1, 1)
<i>Offensive</i>	<i>Att</i>	<i>Off</i>	<i>Str</i>	<i>Ap</i>	<i>Agi</i>
Mad Git	-	0	5	3	3

Cave Goblin

Options	Champion • Musician • Standard Bearer • Shield • Cave Goblin • Mad Git x2
Magic banners	Banner of the Relentless Company (Banner Enchantment)


Special



Iron Orcs #1

Iron Orcs x15 - Standard - Infantry - 25x25mm


335 POINTS



<i>Global</i>	<i>Adv</i>	<i>Mar</i>	<i>Dis</i>	<i>Model Rules</i>	
	4"	8"	8	Scoring, Fearless, Bodyguard	
<i>Defensive</i>	<i>HP</i>	<i>Def</i>	<i>Res</i>	<i>Arm</i>	<i>Aegis</i>
	1	5	4	0	Plate Armour, Shield
<i>Offensive</i>	<i>Att</i>	<i>Off</i>	<i>Str</i>	<i>Ap</i>	<i>Agi</i>
Iron Orcs	1	5	4	1	2

Born to Fight, Weapon Master, Iron Orc Weapons, Paired, Great Weapon

Options	Champion • Musician • Standard Bearer
----------------	---------------------------------------



Iron Orcs #2

Iron Orcs x15 - Standard - Infantry - 25x25mm

335 POINTS





<i>Global</i>	<i>Adv</i>	<i>Mar</i>	<i>Dis</i>	<i>Model Rules</i>	
	4"	8"	8	Scoring, Fearless, Bodyguard	
<i>Defensive</i>	<i>HP</i>	<i>Def</i>	<i>Res</i>	<i>Arm</i>	

<i>Defensive</i>	<i>HP</i>	<i>Def</i>	<i>Res</i>	<i>Arm</i>		
	1	5	4	0	Plate Armour, Shield	
<i>Offensive</i>	<i>Att</i>	<i>Off</i>	<i>Str</i>	<i>Ap</i>	<i>Agi</i>	
Iron Orcs	1	5	4	1	2	Born to Fight, Weapon Master, Iron Orc Weapons, Paired Weapons, Great Weapon

Options	Champion • Musician • Standard Bearer
----------------	---------------------------------------



	GROTLINGS #1 Grotlings x5 - Standard - Infantry - 40x40mm	118 POINTS	
--	---	-------------------	---

<i>Global</i>	<i>Adv</i>	<i>Mar</i>	<i>Dis</i>	<i>Model Rules</i>		
	4"	8"	4	Vanguard, Light Troops, Fearless, Scout, Skirmisher, Insignificant, Unstable		
<i>Defensive</i>	<i>HP</i>	<i>Def</i>	<i>Res</i>	<i>Arm</i>		
	5	2	2	0	Hard Target (1, 1)	
<i>Offensive</i>	<i>Att</i>	<i>Off</i>	<i>Str</i>	<i>Ap</i>	<i>Agi</i>	
Grotlings	5	2	2	0	2	Throwing Weapons (5+, 5+)

	TROLLS #1 Trolls x4 - Large - Infantry - 40x40mm	245 POINTS	
--	--	-------------------	--


<i>Global</i>	<i>Adv</i>	<i>Mar</i>	<i>Dis</i>	<i>Model Rules</i>		
	6"	12"	4	Strider, Fear, Fearless, Stupid		
<i>Defensive</i>	<i>HP</i>	<i>Def</i>	<i>Res</i>	<i>Arm</i>		
	3	3	4	0	Fortitude (4+), Distracting	
<i>Offensive</i>	<i>Att</i>	<i>Off</i>	<i>Str</i>	<i>Ap</i>	<i>Agi</i>	
Common Trolls	3	3	5	2	1	Troll Belch

Options	Bridge Troll
----------------	--------------

	TROLLS #2 Trolls x4 - Large - Infantry - 40x40mm	245 POINTS	
--	--	-------------------	---

<i>Global</i>	<i>Adv</i>	<i>Mar</i>	<i>Dis</i>	<i>Model Rules</i>		
	6"	12"	4	Strider, Fear, Fearless, Stupid		
<i>Defensive</i>	<i>HP</i>	<i>Def</i>	<i>Res</i>	<i>Arm</i>		
	3	3	4	0	Fortitude (4+), Distracting	
<i>Offensive</i>	<i>Att</i>	<i>Off</i>	<i>Str</i>	<i>Ap</i>	<i>Agi</i>	
Common Trolls	3	3	5	2	1	Troll Belch

Options	Bridge Troll
----------------	--------------

	GOBLIN RAIDERS #1 Goblin Raiders x5 - Standard - Cavalry - 25x50mm	125 POINTS	
--	--	-------------------	---

<i>Global</i>	<i>Adv</i>	<i>Mar</i>	<i>Dis</i>	<i>Model Rules</i>
	9"	18"	6	Feigned Flight, Vanguard, Light Troops, Insignificant
<i>Defensive</i>	<i>HP</i>	<i>Def</i>	<i>Res</i>	<i>Arm</i>

<i>Defensive</i>	<i>HP</i>	<i>Def</i>	<i>Res</i>	<i>Arm</i>		
	1	2	3	1	Light Armour	
<i>Offensive</i>	<i>Att</i>	<i>Off</i>	<i>Str</i>	<i>Ap</i>	<i>Agi</i>	
Goblin Raider	1	2	3	0	2	Common Goblin
Wolf	1	3	3	0	3	, Common HarnessedGoblin
Scuttler Spider	1	3	3	0	4	Harnessed, Poison Attacks, Common Goblin

Options	Common Goblin
----------------	---------------



GOBLIN RAIDERS #2

Goblin Raiders x5 - Standard - Cavalry - 25x50mm


130 POINTS



<i>Global</i>	<i>Adv</i>	<i>Mar</i>	<i>Dis</i>		<i>Model Rules</i>	
	9"	18"	6		Feigned Flight, Vanguard, Light Troops, Insignificant	
<i>Defensive</i>	<i>HP</i>	<i>Def</i>	<i>Res</i>	<i>Arm</i>		
	1	2	3	1	Light Armour	
<i>Offensive</i>	<i>Att</i>	<i>Off</i>	<i>Str</i>	<i>Ap</i>	<i>Agi</i>	
Goblin Raider	1	2	3	0	2	Common Goblin
Wolf	1	3	3	0	3	, Common HarnessedGoblin
Scuttler Spider	1	3	3	0	4	Harnessed, Poison Attacks, Common Goblin

Options	Shield • Common Goblin
----------------	------------------------


Death from Above



GREENHIDE CATAPULTS #1

Greenhide Catapult - Standard - Construct - 75mm round


140 POINTS



<i>Global</i>	<i>Adv</i>	<i>Mar</i>	<i>Dis</i>		<i>Model Rules</i>	
	4"	4"	6		War Machine, Insignificant	
<i>Defensive</i>	<i>HP</i>	<i>Def</i>	<i>Res</i>	<i>Arm</i>		
	5	1	4	0	Light Armour	
<i>Offensive</i>	<i>Att</i>	<i>Off</i>	<i>Str</i>	<i>Ap</i>	<i>Agi</i>	
Goblin Crew	3	2	3	0	2	Move or Fire, Common Goblin, Git Launcher (4+, 4+)
Orc Overseer	1	3	3	0	2	Move or Fire

Options	Splatterer (4+)
----------------	-----------------


Big 'n Nasty



GREAT GREEN IDOL #1

Great Green Idol - Gigantic - Infantry - 100x100mm

450 POINTS



<i>Global</i>	<i>Adv</i>	<i>Mar</i>	<i>Dis</i>	<i>Model Rules</i>		
	6"	12"	8	, Smash 'Em Fearless, SupernalFlat		
<i>Defensive</i>	<i>HP</i>	<i>Def</i>	<i>Res</i>	<i>Arm</i>		
	6	2	8	3		
<i>Offensive</i>	<i>Att</i>	<i>Off</i>	<i>Str</i>	<i>Ap</i>	<i>Agi</i>	
Great Green Idol	3	2	6	3	2	Impact Hits (D3, D3), Crush Attack

Options	Battle Standard Bearer
----------------	------------------------



GREAT GREEN IDOL #2

Great Green Idol - Gigantic - Infantry - 100x100mm

370 POINTS



<i>Global</i>	<i>Adv</i>	<i>Mar</i>	<i>Dis</i>	<i>Model Rules</i>		
	6"	12"	8	, Smash 'Em Fearless, SupernalFlat		
<i>Defensive</i>	<i>HP</i>	<i>Def</i>	<i>Res</i>	<i>Arm</i>		
	6	2	8	3		
<i>Offensive</i>	<i>Att</i>	<i>Off</i>	<i>Str</i>	<i>Ap</i>	<i>Agi</i>	
Great Green Idol	3	2	6	3	2	Impact Hits (D3, D3), Crush Attack

Magics

Racial Trait Spell

	Casting	Range	Type	Duration
<i>Bring the Pain</i>				
<i>Mf</i>	8+	18"	Hex	Last one Turn
<i>Failed to-hit rolls with Close Combat Attacks against the target must be rerolled.</i>				



Shamanism

		Casting	Range	Type	Duration	Effect
5	Totemic Summon	10+ [12+]	96"	Ground	Instant	Summon a Totemic Beast (profile below). It must be placed within 1" [10"] of the Board Edge. Totemic Beast (for Totemic Summon) single model Size Large Type Beast Base 40x40 mm Global Adv Mar Dis Model Rules 3D6" - 7 Fearless, Random Movement (3D6") Defensive HP Def Res Arm 3 3 5 - Offensive Att Off Str AP Agi 4 3 5 2 3 Breath Attack (Str 3, AP 0)
3	Savage Fury	5+ [8+]	12" [24"]	Universal	Last one Turn	The target gains Frenzy and Battle Focus.
4	Chilling Howl	6+ [10+]	36"	Hex	Last one Turn	All units within 6" [12"] of the target when the spell is cast suffer a -1 to-wound modifier on their Shooting [Ranged] Attacks [including effects of spells cast while affected by spell effects].
6	Break the Spirit	9+ [11+]	18" [36"]	Hex	Last one Turn	The target suffers a -1 to-hit modifier, and treats all Terrain (including Open Terrain) as Dangerous Terrain (2).
1	Awaken the Beast	5+ [7+]	18"	Augment	Last one Turn	The target gains +1 Strength and +1 Armour Penetration [+1 Resilience].
A	Scarification		Caster		Last one Turn	Melee Attacks against the target can never wound on better than 5+.
2	Swarm of Insects	5+ [8+]	24" [48"]	Hex, Missile, Damage	Permanent	Immediately after successfully casting this spell, the target suffers 5D6 hits with Strength 1, Armour Penetration 0, and Magical Attacks. If one or more unsaved wounds are caused, the target suffers -1 to hit with its Shooting Attacks. This spell is immediately ended when the target performs an Advance, March, Charge, Failed Charge, or Pursuit Move.



Witchcraft

		<i>Casting</i>	<i>Range</i>	<i>Type</i>	<i>Duration</i>	<i>Effect</i>
1	Raven's Wing	7+ [9+]	18"	Augment	Instant	The target may perform a 8" [12"] Magical Move and gains Fly and Light Troops until the end of the Player Turn. Nominate a single model part affected by the spell. This model part may perform a Sweeping Attack during the move (possibly in addition to other Sweeping Attacks). This Sweeping Attack causes D6 hits with Strength 4, Armour Penetration 1, and Magical Attacks.
3	Twisted Effigy	5+ [7+]	36"	Hex	Last one Turn	The target cannot use Shooting Attacks [and suffers a -2 modifier to its casting rolls].
2	Deceptive Glamour	4+ [6+]	24"	Hex	Last one Turn	The target suffers -1 [-2] Offensive Skill, -1 [-2] Defensive Skill and -1 [-2] Agility.
4	Evil Eye		24"	Universal	Last one Turn	If this spell targets a friendly unit, the target gains +1 Advance Rate and +2 March Rate. If this spell targets an enemy unit, the target suffers -1 Advance Rate and -2 March Rate, to a minimum of 3 and 6 respectively. A unit cannot be affected by this spell more than twice in the same Magic Phase.
5	Will-o'-the-Wisp	8+ [8+]	18"	Universal	Last one Turn	The target gains Random Movement (2D6 [3D6])
6	Bewitching Glare	8+ [12+]	18"	Hex	Last one Turn	Melee {and Shooting} Attacks against the target must reroll failed to-wound rolls.
4	The Wheel Turns	8+ [10+]	24"	Hex	Last one Turn	Melee Attacks made by {and distributed towards} R&F models in the target unit are set to wound on a 4+, and Close Combat Attacks made by {and allocated against} R&F models in the target unit additionally are set to hit on a 4+, regardless of Offensive Skill, Defensive Skill, Strength, and Resilience. Apply this effect before other to-hit and to-wound modifiers.

Magic items

Crown of Autocracy: The model's range of Commanding Presence (if available) is increased by 3", up to a maximum of 18". If the model does not have Commanding Presence, it gains Commanding Presence whose range is always set to 3".

Magical Heirloom: The bearer gains the Hereditary Spell during Spell Selection, always knows it in addition to its other spells, cannot select it during Spell Selection, and cannot replace or otherwise lose it.

Magic banners

Banner of the Relentless Company: One use only. May be activated during the owner's Movement Phase. All Infantry models in the bearer's unit always have March Rate 15", until the end of the Player Turn. Only a single Banner of the Relentless Company may be activated during the same phase.

Green Tide: 0-3 Banners per Army.
The bearer's unit gains Fight in Extra Rank.

Model Rules

Aegis:

Bodyguard: When a Character is joined to a unit in which at least one model has Bodyguard, that Character gains Stubborn. When Characters or Character types are stated in brackets, Bodyguard only works for the specified Characters or Character types.

Born to Fight: Close Combat.

The model part's Close Combat Attacks gain +1 Strength and +1 Armour Penetration during a Round of Combat

- If it is the First Round of Combat.
- Or if the model part's unit is Steadfast at the start of the Round of Combat.

Cave Goblin: The model gains Insignificant.

Common Goblin: The model gains Insignificant.

Common Orc: The model part gains Born to Fight.

Crush Attack:

Distracting: Close Combat Attacks allocated towards a model with Distracting suffer a -1 to-hit modifier. This to-hit modifier cannot be combined with any other negative to-hit modifiers.

Fear: Units in base contact with one or more enemy models with Fear suffer -1 Discipline. At the start of each Round of Combat, such units must take a Discipline Test, called a Fear Test. If this test is failed, the models in the unit are Shaken until the end of the Round of Combat. Models that have Fear themselves are immune to the effects of Fear.

Fearless: If more than half of a unit's models are Fearless, the unit automatically passes Panic Tests and Decimated Tests and cannot declare a Flee Charge Reaction (unless already Fleeing). Models that are Fearless are also immune to the effects of Fear.

Feigned Flight: A unit consisting solely of models with Feigned Flight that voluntarily chooses to Flee as a Charge Reaction, and subsequently passes a Rally Test in its next Player Turn, doesn't become Shaken. Furthermore, the Reform that is made after Rallying in this case doesn't prevent the unit from moving nor from shooting (but it

still counts as having moved for shooting purposes). This rule cannot be applied if a unit fails to rally on the next friendly Player Turn or involuntarily Flees, such as a result of a failed Panic Test or if it was already Fleeing when being charged.

Feral Orc: The model part gains Born to Fight and Battle Focus. The model gains Frenzy, Fearless, and Aegis (6+).

Fortitude: Fortitude is a Special Save. Fortitude Saves cannot be taken against attacks with Lethal Strike that rolled a natural 6+ to wound, or against attacks with Flaming Attacks

Git Launcher: Catapult Artillery Weapon.

Range 12-60", Shots 1, Str 5, AP 4.

This weapon follows the rules for Catapult Artillery Weapons with the following exceptions: if the weapon hits (including with a Partial Hit), instead of causing a hit with Area Attack, the unit suffers D3+1 hits with the weapon's profile. In case of a Partial Hit, neither the number of hits nor their Strength and Armour Penetration are reduced.

Great Weapon: Attacks made with a Great Weapon gain +2 Strength, +2 Armour Penetration and always strike at Initiative Step 0 (regardless of the wielder's Agility). A model using this weapon cannot simultaneously use a Shield against Melee Attacks

Hand Weapon: All models come equipped with a Hand Weapon as their default equipment. If a model has any Close Combat Weapon other than a Hand Weapon, it cannot choose to use the Hand Weapon (unless specifically stated). Hand Weapons wielded by models on foot can be used alongside a Shield, then giving Parry

Hard Target:

Harnessed: Model parts with Harnessed cannot make Supporting Attacks and cannot use Weapons. Shooting Weapons carried by model parts with Harnessed can be used by other model parts of the same model (as long as they do not have Harnessed or Inanimate). A model with at least one model part with Harnessed is considered to be mounted.

Impact Hits: At Initiative Step 10, a charging model part with Impact Hits must choose an enemy unit that is in base contact with the attacking model's Front Facing. This unit suffers a number of hits equal to the value stated in brackets (X). These hits are resolved with the attacking model part's Strength and Armour Penetration. If a model has both Grind Attacks and Impact Hits, it may only use one of these rules in the same Round of Combat (its controlling player may choose which). In multipart models, only model parts that also have Harnessed or Inanimate can use their Impact Hits. When several models in the same unit have Impact Hits, and when X is a random number (e.g. Impact Hits (D6)), roll for the number of hits separately for each model part.

Insignificant:

Iron Orc: The model part gains Born to Fight and Weapon Master. The model gains Fearless.

Light Armour: Armor +1

Light Troops: Units composed entirely of models with Light Troops are allowed to make any number of Reforms when performing Advance Moves or March Moves. They are allowed to shoot even if they Marched or Reformed. No model can end its movement with its centre further away than its March Rate from its starting position, around any obstructions (including the Unit Spacing rule). This means that when checking the distance travelled by a model, check the path the model would have taken if it was alone, with the exception that the unit as a whole cannot break the Unit Spacing rule while performing the move. If a model performed any action during the movement (such as a Sweeping Attack), the distance moved is counted from its starting position to the point on the Battlefield where it performed that action and then to its final position.

If more than half the models in a unit have Light Troops, the unit always counts as having 0 Full Ranks. Characters with Light Troops that are joined to units with one or more models without Light Troops, lose this rule for as long as they remain with the unit. An Infantry Character joined to an Infantry unit with both Light Troops and the same Size as the Character gains Light Troops for as long as it remains with the unit.

Move or Fire: The attack may not be used if the attacking model has made an Advance Move, March Move, Reform or Pivot during the current Player Turn.

Paired Weapons: The wielder gains +1 Attack Value when using Paired Weapons. Attacks made with Paired Weapons gain +1 Offensive Skill and ignore Parry. A model using this weapon cannot simultaneously use a Shield against Melee Attacks.

Plate Armour: +3 Armor

Poison Attacks: If the attack successfully hits with a natural to-hit roll of '6', it automatically wounds with no to-wound roll needed. Shooting Attacks using the Hopeless Shot can only automatically wound if the first to-hit roll is a natural '6'. Note that the second to-hit roll must still be successful in order to hit the target. If the attack can be turned into more than one hit (e.g. a hit with Area Attack, Battle Focus, or Penetrating), only a single hit, chosen by the attacker, automatically wounds. All other hits must roll to wound as normal.

Power 'Shroom: Universal Rule.

Each instance of Power 'Shroom is One use only. Declare usage immediately before the model rolls to cast a non-Bound Spell. Any Dispelling Attempt made against this Casting Attempt suffers -D3 to the dispelling roll. Roll this dice directly when using the Power 'Shroom. If a natural '1' is rolled for this D3, the model using the Power 'Shroom suffers 1 hit with Toxic Attacks. This is an exception to the Casting and Dispelling Modifier rule (i.e. it is allowed to modify the dispelling roll by more than -2).

Scoring: Units with at least one model with Scoring are considered to be Scoring Units, which are used for winning Secondary Objectives (see section XVI.2 "Scoring Secondary Objectives", page 67). Every army needs a few Scoring units to be able to complete Secondary Objectives, which is why units with Scoring are marked in the Army Books with a special pennant icon:

Scoring can be lost during the game:

- A unit that is Fleeing loses Scoring for as long as it is Fleeing.
- An Ambushing unit that enters the Battlefield on Game Turn 4 or later loses Scoring.
- A unit that has performed a Post-Combat Reform loses Scoring until the start of the following Player Turn.

Scout: At step 8 of the Pre-Game Sequence (after Spell Selection) an army that includes units with Scout must state which of its units with Scout will use it, starting with the player that picked the Deployment Zone. Deploy your army as usual, but without deploying any of the Scouting units. These units are placed after all other non-Scouting units have been deployed. They can either be deployed in your Deployment Zone, using the normal rules, or they can be deployed outside the Deployment Zone, but must be more than 18" away from any enemy units. This is decreased to 12" if the Scouting unit is deployed entirely within a Forest, Ruins, Field, Building, or Water Terrain Feature. Scouting units that are deployed outside their player's Deployment Zone may not Declare Charges in the first Player Turn (if their side has the first turn). If both players have Scouting units, alternate deploying one unit at a time, starting with the player that finished deploying first.

Shield: +1 Armour Hand Weapons wielded by models on foot can be used alongside a Shield, then giving Parry.

Skirmisher: The model can draw Lines of Sight in any direction (i.e. it is not limited by the Front Arc) from any point on its base (remember that Charge Moves are limited by a single Wheel of no more than 90°, and that Stand and Shoot Charge Reactions can only be done against enemies in the Front Arc) and can always use

Shooting Attacks from any rank (they are not limited to shooting from first and second rank).

Units with at least one R&F model with Skirmisher are formed into a skirmish formation. They are not placed in base to base contact with each other. Instead, models are placed with a 12.5 mm distance between them. This gap is considered part of the unit for Cover purposes, and will have the same Size as the models in the unit. Other than this gap between models, units with Skirmisher follow the normal rules for forming units and therefore have a Front, two Flanks, a Rear, can perform Supporting Attacks, and so on. Units in skirmish formation gain Hard Target and Light Troops, never block Line of Sight, and when units in skirmish formation would contribute to Hard Cover, they contribute to Soft Cover instead.

Smash 'Em Flat: Universal Rule.

Natural to-wound rolls of '1' with Melee Attacks from units within 6" of a friendly Great Green Idol must be rerolled.

Break Tests taken by units within 6" of one or more friendly Engaged Great Green Idols are subject to Minimised Roll.

Strider: The model automatically passes Dangerous Terrain Tests taken due to Terrain.

If more than half of a unit's models have Strider, the unit never loses their Steadfast or Rank Bonus due to Terrain.

Sometimes Strider is linked to a specific type of Terrain, stated in brackets.

In this case, models with Strider are considered Striders only when interacting with such type of Terrain.

Stupid: Universal Rule.

At the start of each friendly Player Turn, each unengaged non-fleeing unit with one or more models with Stupid must take a Discipline Test. If the test is failed, all models in the unit become Shaken until the end of the Player Turn, and in the Movement Phase, immediately after Rallying Fleeing units, the unit must move D6" directly forward, stopping 1" before Impassible Terrain or other units.

Supernal:

Throwing Weapons: Range 8", Shots 2, FO Same as user, AP Same as user, Accurate, Quick to Fire

Troll Belch: Special Attack.

At the model part's Initiative Step, the owner may choose an enemy unit Engaged in Combat that the model part is able to attack with Close Combat Attacks.

If so, this unit suffers a hit, which is resolved with Strength 5 and Armour Penetration 10, and the model part may not perform any Close Combat Attacks.

Unstable:

Vanguard: After Deployment (including units with Scout), models with Vanguard may perform a 12" move. The move is performed as an Advance Move in the Movement Phase, including any actions and restrictions the unit would normally have (such as Wheeling, Reforming, joining units, leaving units and so on). The 12" distance is used instead of the unit's Advance Rate and March Rate. This move cannot be used to move within 12" of enemy units. This is decreased to 6" for enemy units which have either Scouted or Vanguarded. Units that have moved in this way may not Declare Charges in the first Player Turn (if their side has the first turn). If both players have units with Vanguard, alternate moving units one at a time, starting with the player that finished deploying last. Instead of moving a unit, a player may declare to not move any more Vanguarding units.

War Machine: The model cannot Pursue, Declare Charges or Declare Flee as Charge Reaction. Characters can never join units with War Machines, and Characters with War Machine cannot join units at all.

When a War Machine fails a Panic Test, instead of Fleeing it is Shaken until the end of the next Player Turn. War Machines that fail a Break Test are automatically destroyed. War Machines and units Engaged in Combat with them cannot make Combat Reforms.

When a unit charges a War Machine, it can move into base contact by having its Front Facing contact any point of the War Machine's base (it must still maximise the number of models in base contact, see subsection II.1.A "Bases and Base Contact", page 4 and Figure 1 page 4). No Align Move is allowed. Ignore the War Machine's Facing, as it does not have any due to its round base.

Weapon Master:

Wizard Apprentice: - Knows 1 spell.

- Can select between the Learned Spell 1 of its chosen Path and the Hereditary Spell of its army.

The Wizard selects its spells as described in Spell Selection

Qr codes of your army

You can print this page to have all your army's units qrcode and cut them to stick them on your units, with them you can directly access to the unit's profil with your phone.

Orc Shaman #1



Goblin Witch Doctor #1



Orc 'Eadbashers



Goblins #1



Iron Orcs #1



Iron Orcs #2



Grotlings #1



Trolls #1



Trolls #2



Goblin Raiders #1



Goblin Raiders #2



Greenhide Catapults #1



Great Green Idol #1



Great Green Idol #2

