



ORCS AND GOBLINS

TNQ - 3 780 POINTS



1170 pts (31.00 %) 1065 pts (28.00 %) 740 pts (20.00 %) 355 pts (9.00 %) 450 pts (12.00 %)

Characters **Core** **Special** **Death from Above** **Big 'n Nasty**

(40 Max) (25 Least) (0 NoLimit) (15 Max) (30 Max)

Characters



FERAL ORC WARLORD #1

Orc Warlord - Standard - Infantry - 25x25mm

435 POINTS



Global	Adv	Mar	Dis	Model Rules	
	4"	8"	9	Fearless	
Defensive	HP	Def	Res	Arm	
	3	5	5	0	Aegis
Offensive	Att	Off	Str	Ap	Agi
Orc Warlord	4	6	5	2	4
Born to Fight, Weapon Master, Hand Weapon					

Options	Paired Weapons (Shady Shankng) • Feral Orc • Light Armour (Essence of Mithril)
Magic items	Shady Shankng (Paired Weapons) • Essence of Mithril (Light Armour) • Troll Ale Flask • Potion of Swiftng



COMMON ORC SHAMAN #1

Orc Shaman - Large - Construct - 50x100mm

275 POINTS



Global	Adv	Mar	Dis	Model Rules	
	4"	8"	8	Wizard Apprentice	
Defensive	HP	Def	Res	Arm	
	3	3	4	0	
Offensive	Att	Off	Str	Ap	Agi
Common Orc Shaman	2	3	4	1	2
Hand Weapon					



MOUNT ORC BOAR CHARIOT

Global	Adv	Mar	Dis	Model Rules	
	7"	7"	C	Swiftstride	
Defensive	HP	Def	Res	Arm	
	4	C	5	C+2	
Offensive	Att	Off	Str	Ap	Agi
'Eadbasher	1	4	4	1	2
War Boars (2)	1	3	4	1	3
Chassis			5	2	
Common Orc, Lance					
Harnessed, Devastating Charge					
Inanimate, Impact Hits (D6+1, D6+1)					

Options	Shamanism • Orc Boar Chariot • Wizard Adept • Paired Weapons
----------------	--------------------------------------------------------------



COMMON GOBLIN WITCH DOCTOR #1

Goblin Witch Doctor - Large - Construct - 50x100mm

230 POINTS



Global	Adv	Mar	Dis	Model Rules	
	4"	8"	6	Wizard Apprentice, Insignificant	
Defensive	HP	Def	Res	Arm	

<i>Defensive</i>	<i>HP</i>	<i>Def</i>	<i>Res</i>	<i>Arm</i>		
	2	2	3	0		Light Armour
<i>Offensive</i>	<i>Att</i>	<i>Off</i>	<i>Str</i>	<i>Ap</i>	<i>Agi</i>	
Common Goblin Witch Doctor	1	2	3	0	3	Common Goblin, Hand Weapon



MOUNT GOBLIN WOLF CHARIOT

<i>Global</i>	<i>Adv</i>	<i>Mar</i>	<i>Dis</i>	<i>Model Rules</i>		
	9"	9"	C	Light Troops, Swiftstride		
<i>Defensive</i>	<i>HP</i>	<i>Def</i>	<i>Res</i>	<i>Arm</i>		
	4	C	4	C+1		
<i>Offensive</i>	<i>Att</i>	<i>Off</i>	<i>Str</i>	<i>Ap</i>	<i>Agi</i>	
Goblin (2)	1	2	3	0	2	Common Goblin, Light Lance, Bow (4+, 4+)
Wolf (2)	1	3	3	0	3	Harnessed
Chassis			5	2	Inanimate, Impact Hits (D6+1, D6+1)	

Options	Witchcraft • Goblin Wolf Chariot • Wizard Adept
----------------	-------------------------------------------------



COMMON GOBLIN WITCH DOCTOR #2

Goblin Witch Doctor - Large - Construct - 50x100mm

230 POINTS



<i>Global</i>	<i>Adv</i>	<i>Mar</i>	<i>Dis</i>	<i>Model Rules</i>		
	4"	8"	6	Wizard Apprentice, Insignificant		
<i>Defensive</i>	<i>HP</i>	<i>Def</i>	<i>Res</i>	<i>Arm</i>		
	2	2	3	0	Light Armour	
<i>Offensive</i>	<i>Att</i>	<i>Off</i>	<i>Str</i>	<i>Ap</i>	<i>Agi</i>	
Common Goblin Witch Doctor	1	2	3	0	3	Common Goblin, Hand Weapon



MOUNT GOBLIN WOLF CHARIOT

<i>Global</i>	<i>Adv</i>	<i>Mar</i>	<i>Dis</i>	<i>Model Rules</i>		
	9"	9"	C	Light Troops, Swiftstride		
<i>Defensive</i>	<i>HP</i>	<i>Def</i>	<i>Res</i>	<i>Arm</i>		
	4	C	4	C+1		
<i>Offensive</i>	<i>Att</i>	<i>Off</i>	<i>Str</i>	<i>Ap</i>	<i>Agi</i>	
Goblin (2)	1	2	3	0	2	Common Goblin, Light Lance, Bow (4+, 4+)
Wolf (2)	1	3	3	0	3	Harnessed
Chassis			5	2	Inanimate, Impact Hits (D6+1, D6+1)	

Options	Pyromancy • Goblin Wolf Chariot • Wizard Adept
----------------	------------------------------------------------

Core



FERAL ORCS #1

Feral Orcs x39 - Standard - Infantry - 25x25mm


620 POINTS



<i>Global</i>	<i>Adv</i>	<i>Mar</i>	<i>Dis</i>	<i>Model Rules</i>		
	4"	8"	7	Scoring, Frenzy		
<i>Defensive</i>	<i>HP</i>	<i>Def</i>	<i>Res</i>	<i>Arm</i>		
	1	2	4	0	Aegis (6+)	
<i>Offensive</i>	<i>Att</i>	<i>Off</i>	<i>Str</i>	<i>Ap</i>	<i>Agi</i>	

<i>Offensive</i>	<i>Att</i>	<i>Off</i>	<i>Str</i>	<i>Ap</i>	<i>Agi</i>	
Feral Orc	1	3	3	0	2	Battle Focus , Born to Fight, Feral Orc


Options	Spear • Champion • Musician • Standard Bearer
Magic banners	Green Tide (Banner Enchantment)



COMMON ORC BOAR RIDERS #1

Orc Boar Riders x5 - Standard - Cavalry - 25x50mm

170 POINTS



<i>Global</i>	<i>Adv</i>	<i>Mar</i>	<i>Dis</i>	<i>Model Rules</i>		
	7"	14"	7	Scoring		
<i>Defensive</i>	<i>HP</i>	<i>Def</i>	<i>Res</i>	<i>Arm</i>		
	1	3	4	2	Light Armour	
<i>Offensive</i>	<i>Att</i>	<i>Off</i>	<i>Str</i>	<i>Ap</i>	<i>Agi</i>	
Orc Boar Rider	1	3	3	0	2	Born to Fight, Common Orc, Light Lance
War Boar	1	3	4	1	3	Harnessed, Devastating Charge

Options	Lance • Musician
----------------	------------------




CAVE GOBLINS #1

Cave Goblins x20 - Standard - Infantry - 20x20mm

275 POINTS



<i>Global</i>	<i>Adv</i>	<i>Mar</i>	<i>Dis</i>	<i>Model Rules</i>		
	4"	8"	5	Scoring, Insignificant		
<i>Defensive</i>	<i>HP</i>	<i>Def</i>	<i>Res</i>	<i>Arm</i>		
	1	2	3	0		
<i>Offensive</i>	<i>Att</i>	<i>Off</i>	<i>Str</i>	<i>Ap</i>	<i>Agi</i>	
Cave Goblin	1	2	3	0	3	Cave Goblin




MOUNT MAD GIT

<i>Global</i>	<i>Adv</i>	<i>Mar</i>	<i>Dis</i>	<i>Model Rules</i>		
	2D6"	-"	5	Fearless, Shambolic, Running Amok!!, Surprise!, Random Movement (2D6, 2D6), Ricochet (D6, D6), Insignificant		
<i>Defensive</i>	<i>HP</i>	<i>Def</i>	<i>Res</i>	<i>Arm</i>		
	1	0	3	0	Hard Target (1, 1)	
<i>Offensive</i>	<i>Att</i>	<i>Off</i>	<i>Str</i>	<i>Ap</i>	<i>Agi</i>	
Mad Git	-	0	5	3	3	Cave Goblin

Options	Musician • Standard Bearer • Mad Git x1 • Bow (4+)
Magic banners	Banner of the Relentless Company (Banner Enchantment)


Special



FOREST GOBLIN RAIDERS #1

Forest Goblin Raiders x5 - Standard - Cavalry - 25x50mm

130 POINTS



<i>Global</i>	<i>Adv</i>	<i>Mar</i>	<i>Dis</i>	<i>Model Rules</i>		
	7"	14"	6	Strider, Feigned Flight, Vanguard, Light Troops, Scout, Insignificant		
<i>Defensive</i>	<i>HP</i>	<i>Def</i>	<i>Res</i>	<i>Arm</i>		
	1	2	3	1		
<i>Offensive</i>	<i>Att</i>	<i>Off</i>	<i>Str</i>	<i>Ap</i>	<i>Agi</i>	

<i>Offensive</i>	<i>Att</i>	<i>Off</i>	<i>Str</i>	<i>Ap</i>	<i>Agi</i>	
Goblin Raider	1	2	3	0	2	Forest Goblin
Scuttler Spider	1	3	3	0	4	Harnessed, Poison Attacks

Options	Shield • Light Lance • Throwing Weapons (5+)
----------------	----------------------------------------------

	GOBLIN WOLF CHARIOT #1 Goblin Wolf Chariot - Large - Construct - 50x100mm	130 POINTS	
----------------------------------------------------------------------------------	-------------------------------------------------------------------------------------	-------------------	-------------------------------------------------------------------------------------

<i>Global</i>	<i>Adv</i>	<i>Mar</i>	<i>Dis</i>	<i>Model Rules</i>
	9"	9"	6	Light Troops, Swiftstride, Insignificant

<i>Defensive</i>	<i>HP</i>	<i>Def</i>	<i>Res</i>	<i>Arm</i>	
	4	2	4	1	Light Armour



<i>Offensive</i>	<i>Att</i>	<i>Off</i>	<i>Str</i>	<i>Ap</i>	<i>Agi</i>	
Goblin Crew (3)	1	2	3	0	2	Common Goblin , Light Lance, Bow (4+, 4+)
Wolves (2)	1	3	3	0	3	Harnessed
Chassis			5	2		Inanimate, Impact Hits (D6+1, D6+1)

	GOBLIN WOLF CHARIOT #2 Goblin Wolf Chariot - Large - Construct - 50x100mm	130 POINTS	
-----------------------------------------------------------------------------------	-------------------------------------------------------------------------------------	-------------------	--------------------------------------------------------------------------------------

<i>Global</i>	<i>Adv</i>	<i>Mar</i>	<i>Dis</i>	<i>Model Rules</i>
	9"	9"	6	Light Troops, Swiftstride, Insignificant

<i>Defensive</i>	<i>HP</i>	<i>Def</i>	<i>Res</i>	<i>Arm</i>	
	4	2	4	1	Light Armour

<i>Offensive</i>	<i>Att</i>	<i>Off</i>	<i>Str</i>	<i>Ap</i>	<i>Agi</i>	
Goblin Crew (3)	1	2	3	0	2	Common Goblin , Light Lance, Bow (4+, 4+)
Wolves (2)	1	3	3	0	3	Harnessed
Chassis			5	2		Inanimate, Impact Hits (D6+1, D6+1)

	GNASHER WRECKING TEAM #1 Gnasher Wrecking Team - Large - Beast - 60mm round	135 POINTS	
------------------------------------------------------------------------------------	---------------------------------------------------------------------------------------	-------------------	---------------------------------------------------------------------------------------

<i>Global</i>	<i>Adv</i>	<i>Mar</i>	<i>Dis</i>	<i>Model Rules</i>
	3D6"	-"	3	Random Movement (3D6, 3D6), Fearless, Shambolic, Ricochet (2D6, 2D6) , Look At 'Em Go!

<i>Defensive</i>	<i>HP</i>	<i>Def</i>	<i>Res</i>	<i>Arm</i>	
	3	0	4	0	Hard Target (1, 1)

<i>Offensive</i>	<i>Att</i>	<i>Off</i>	<i>Str</i>	<i>Ap</i>	<i>Agi</i>	
Wrecking Team	-	0	6	4	3	

	GNASHER WRECKING TEAM #2 Gnasher Wrecking Team - Large - Beast - 60mm round	135 POINTS	
------------------------------------------------------------------------------------	---------------------------------------------------------------------------------------	-------------------	---------------------------------------------------------------------------------------

<i>Global</i>	<i>Adv</i>	<i>Mar</i>	<i>Dis</i>	<i>Model Rules</i>	
	3D6"	-"	3	Random Movement (3D6, 3D6), Fearless, Shambolic, Ricochet (2D6, 2D6), Look At 'Em Go!	
<i>Defensive</i>	<i>HP</i>	<i>Def</i>	<i>Res</i>	<i>Arm</i>	
	3	0	4	0	Hard Target (1, 1)
<i>Offensive</i>	<i>Att</i>	<i>Off</i>	<i>Str</i>	<i>Ap</i>	<i>Agi</i>
Wrecking Team	-	0	6	4	3



SCRAP WAGON #1

Scrap Wagon - Large - Construct - 60x100mm

80 POINTS



<i>Global</i>	<i>Adv</i>	<i>Mar</i>	<i>Dis</i>	<i>Model Rules</i>		
	3D6"	-"	4	Random Movement (3D6, 3D6), Fearless, Shambolic, Insignificant, Unstable, Pursuit Mode		
<i>Defensive</i>	<i>HP</i>	<i>Def</i>	<i>Res</i>	<i>Arm</i>		
	4	2	4	1		
<i>Offensive</i>	<i>Att</i>	<i>Off</i>	<i>Str</i>	<i>Ap</i>	<i>Agi</i>	
Grotling Crew	5	2	2	0	2	Throwing Weapons (5+, 5+)
Chassis			4	3		Harnessed, Impact Hits (2D6, 2D6)

Death from Above



CATAPULTS GIT LAUNCHER #1

Greenhide Catapult - Standard - Construct - 75mm round

140 POINTS



<i>Global</i>	<i>Adv</i>	<i>Mar</i>	<i>Dis</i>	<i>Model Rules</i>		
	4"	4"	6	War Machine, Insignificant		
<i>Defensive</i>	<i>HP</i>	<i>Def</i>	<i>Res</i>	<i>Arm</i>		
	5	1	4	0	Light Armour	
<i>Offensive</i>	<i>Att</i>	<i>Off</i>	<i>Str</i>	<i>Ap</i>	<i>Agi</i>	
Goblin Crew	3	2	3	0	2	Move or Fire, Common Goblin, Git Launcher (4+, 4+)
Orc Overseer	1	3	3	0	2	Move or Fire



CATAPULTS GIT LAUNCHER WITH ORC OVERSEER #1

Catapults Git Launcher with Orc Overseer - Large - Construct - 75mm round

215 POINTS



<i>Global</i>	<i>Adv</i>	<i>Mar</i>	<i>Dis</i>	<i>Model Rules</i>		
	4"	4"	7	War Machine, Orc Overseer		
<i>Defensive</i>	<i>HP</i>	<i>Def</i>	<i>Res</i>	<i>Arm</i>		
	6	1	4	0	Light Armour	
<i>Offensive</i>	<i>Att</i>	<i>Off</i>	<i>Str</i>	<i>Ap</i>	<i>Agi</i>	
goblin Crew	3	2	3	0	2	Move or Fire, Common Goblin, Git Launcher (4+, 4+)
Orc Overseer Git Launcher	1	3	3	0	2	Born to Fight, Common Orc

Big 'n Nasty



GREAT GREEN IDOL #1

Great Green Idol - Gigantic - Infantry - 100x100mm

450 POINTS



Global	Adv	Mar	Dis	Model Rules	
	6"	12"	8	, Smash 'Em Fearless, SupernalFlat	
Defensive	HP	Def	Res	Arm	
	6	2	8	3	
Offensive	Att	Off	Str	Ap	Agi
Great Green Idol	3	2	6	3	2

Options	Battle Standard Bearer
---------	------------------------

Magics

Racial Trait Spell

	Casting	Range	Type	Duration
Bring the Pain				
<i>Mf</i>	8+	18"	Hex	Last one Turn
<i>Failed to-hit rolls with Close Combat Attacks against the target must be rerolled.</i>				



Pyromancy

		Casting	Range	Type	Duration	Effect
6	Enveloping Embers	10+	24"	Hex, Damage, Direct	Instant	Each model in the target unit suffers 1 hit with Strength 3, Armour Penetration 0, Flaming Attacks, and Magical Attacks.
2	Cascading Fire	5+ [8+]	24" [12"]	Hex	Last one Turn	The target suffers D6 [2D6] hits with Strength 4, Armour Penetration 0, Flaming Attacks, and Magical Attacks.
3	Flaming Swords	8+ [11+]	18" [6"Aura]	Augment	Last one Turn	The target gains Flaming Attacks and Magical Attacks. In addition, the target's Melee and Shooting Attacks gain a +1 to-wound modifier.
1	Fireball	4+	36"	Hex, Missile, Damage	Instant	The target suffers D6 hits with Strength 4, Armour Penetration 0, Flaming Attacks and Magical Attacks.
A	Blaze		18"	Hex, Missile, Damage	Instant	The target suffers 1 hit with Strength 6, Armour Penetration 2, Flaming Attacks, and Magical Attacks.
5	Scorching Salvo	8+	24"Aura	Hex, Damage	Instant	The target suffers D3+1 hits with Strength 4, Armour Penetration 0, Flaming Attacks, and Magical Attacks.
4	Pyroclastic Flow	7+ [10+]	24" [12"]	Hex, Missile, Damage	Instant	The target suffers 2D6 [3D6] hits with Strength 4, Armour Penetration 0, Flaming Attacks and Magical Attacks.



Shamanism

		Casting	Range	Type	Duration	Effect
5	Totemic Summon	10+ [12+]	96"	Ground	Instant	Summon a Totemic Beast (profile below). It must be placed within 1" [10"] of the Board Edge. Totemic Beast (for Totemic Summon) single model Size Large Type Beast Base 40x40 mm Global Adv Mar Dis Model Rules 3D6" - 7 Fearless, Random Movement (3D6") Defensive HP Def Res Arm 3 3 5 - Offensive Att Off Str AP Agi 4 3 5 2 3 Breath Attack (Str 3, AP 0)
3	Savage Fury	5+ [8+]	12" [24"]	Universal	Last one Turn	The target gains Frenzy and Battle Focus.

		<i> Casting </i>	<i> Range </i>	<i> Type </i>	<i> Duration </i>	<i> Effect </i>
4	Chilling Howl	6+ [10+]	36"	Hex	Last one Turn	All units within 6" [12"] of the target when the spell is cast suffer a -1 to-wound modifier on their Shooting [Ranged] Attacks [including effects of spells cast while affected by spell effects].
6	Break the Spirit	9+ [11+]	18" [36"]	Hex	Last one Turn	The target suffers a -1 to-hit modifier, and treats all Terrain (including Open Terrain) as Dangerous Terrain (2).
1	Awaken the Beast	5+ [7+]	18"	Augment	Last one Turn	The target gains +1 Strength and +1 Armour Penetration [+1 Resilience].
4	Scarification		Caster		Last one Turn	Melee Attacks against the target can never wound on better than 5+.
2	Swarm of Insects	5+ [8+]	24" [48"]	Hex, Missile, Damage	Permanent	Immediately after successfully casting this spell, the target suffers 5D6 hits with Strength 1, Armour Penetration 0, and Magical Attacks. If one or more unsaved wounds are caused, the target suffers -1 to hit with its Shooting Attacks. This spell is immediately ended when the target performs an Advance, March, Charge, Failed Charge, or Pursuit Move.



Witchcraft

		<i> Casting </i>	<i> Range </i>	<i> Type </i>	<i> Duration </i>	<i> Effect </i>
1	Raven's Wing	7+ [9+]	18"	Augment	Instant	The target may perform a 8" [12"] Magical Move and gains Fly and Light Troops until the end of the Player Turn. Nominate a single model part affected by the spell. This model part may perform a Sweeping Attack during the move (possibly in addition to other Sweeping Attacks). This Sweeping Attack causes D6 hits with Strength 4, Armour Penetration 1, and Magical Attacks.
3	Twisted Effigy	5+ [7+]	36"	Hex	Last one Turn	The target cannot use Shooting Attacks [and suffers a -2 modifier to its casting rolls].
2	Deceptive Glamour	4+ [6+]	24"	Hex	Last one Turn	The target suffers -1 [-2] Offensive Skill, -1 [-2] Defensive Skill and -1 [-2] Agility.
4	Evil Eye		24"	Universal	Last one Turn	If this spell targets a friendly unit, the target gains +1 Advance Rate and +2 March Rate. If this spell targets an enemy unit, the target suffers -1 Advance Rate and -2 March Rate, to a minimum of 3 and 6 respectively. A unit cannot be affected by this spell more than twice in the same Magic Phase.
5	Will-o'-the-Wisp	8+ [8+]	18"	Universal	Last one Turn	The target gains Random Movement (2D6 [3D6])
6	Bewitching Glare	8+ [12+]	18"	Hex	Last one Turn	Melee {and Shooting} Attacks against the target must reroll failed to-wound rolls.
4	The Wheel Turns	8+ [10+]	24"	Hex	Last one Turn	Melee Attacks made by {and distributed towards} R&F models in the target unit are set to wound on a 4+, and Close Combat Attacks made by {and allocated against} R&F models in the target unit additionally are set to hit on a 4+, regardless of Offensive Skill, Defensive Skill, Strength, and Resilience. Apply this effect before other to-hit and to-wound modifiers.

Magic items

Essence of Mithril: The wearer's Armour is set to 5 and can never be improved beyond this.

Potion of Swiftess: One use only. May be activated at the start of any Round of Combat. Until the end of the Player Turn, the bearer gains +3 Agility.

Shady Shankng: Attacks made with this weapon gain Lightning Reflexes, Lethal Strike, and become Magical Attacks. When fighting a Duel, failed to-wound rolls with attacks with this weapon must be rerolled.

Troll Ale Flask: The bearer may perform a Special Attack that is made at the bearer's Agility. In the corresponding Initiative Step, choose an enemy unit that the bearer is able to attack with Close Combat Attacks. This unit suffers a hit with Strength 5 and Armour Penetration 10.

Magic banners

Banner of the Relentless Company: One use only. May be activated during the owner's Movement Phase. All Infantry models in the bearer's unit always have March Rate 15", until the end of the Player Turn. Only a single Banner of the Relentless Company may be activated during the same phase.

Green Tide: 0-3 Banners per Army.
The bearer's unit gains Fight in Extra Rank.

Model Rules

Aegis:

Battle Focus: If the attack hits with a natural to-hit roll of '6', the attack causes two hits instead of one.

Born to Fight: Close Combat.

The model part's Close Combat Attacks gain +1 Strength and +1 Armour Penetration during a Round of Combat

- If it is the First Round of Combat.
- Or if the model part's unit is Steadfast at the start of the Round of Combat.

Bow:

Cave Goblin: The model gains Insignificant.

Common Goblin: The model gains Insignificant.

Common Orc: The model part gains Born to Fight.

Crush Attack:

Devastating Charge: Attacks & Weapons, Melee

A charging model part with Devastating Charge, or using a weapon with Devastating Charge, gains the Model Rules and Characteristic modifiers stated in brackets. For example, a charging model part with Devastating Charge (+1 Strength, Poison Attacks) gains +1 Strength and Poison Attacks when it is charging. This rule is cumulative: a model part with several instances of Devastating Charge applies all Attack Attributes and Characteristics modifiers from all of them when charging.

Fearless: If more than half of a unit's models are Fearless, the unit automatically passes Panic Tests and Decimated Tests and cannot declare a Flee Charge Reaction (unless already Fleeing). Models that are Fearless are also immune to the effects of Fear.

Feigned Flight: A unit consisting solely of models with Feigned Flight that voluntarily chooses to Flee as a Charge Reaction, and subsequently passes a Rally Test in its next Player Turn, doesn't become Shaken. Furthermore, the Reform that is made after Rallying in this case doesn't prevent the unit from moving nor from shooting (but it still counts as having moved for shooting purposes). This rule cannot be applied if a unit fails to rally on the next friendly Player Turn or involuntarily Flees, such as a result of a failed Panic Test or if it was already Fleeing when being charged.

Feral Orc: The model part gains Born to Fight and Battle Focus. The model gains Frenzy, Fearless, and Aegis (6+).

Forest Goblin: The model gains Insignificant and Strider (Forest).

Frenzy: A unit with at least half its models with Frenzy cannot choose Flee as Charge Reaction, and when taking Discipline Tests, apply the following:

- If it is a Panic Test, Decimated Test or Fear Test: the unit gains +2 Discipline.

- If it is a Break Test, roll the test as normal.

- If it is any other Discipline Test, the unit suffers -2 Discipline.

At the start of the Charge Phase, each of your units with at least one model with Frenzy that could Declare a Charge against an enemy unit within the unit's Advance Rate +7" (using the lowest Advance Rate among the unit's models; if a model has more than 1 Advance Rate available, use the highest one) must take a Discipline Test, called a Frenzy Test. If the test is failed, the whole unit must Declare a Charge this Player Turn. Note that Characters are never forced to charge out of their units.

Git Launcher: Catapult Artillery Weapon.

Range 12-60", Shots 1, Str 5, AP 4.

This weapon follows the rules for Catapult Artillery Weapons with the following exceptions: if the weapon hits (including with a Partial Hit), instead of causing a hit with Area Attack, the unit suffers D3+1 hits with the weapon's profile. In case of a Partial Hit, neither the number of hits nor their Strength and Armour Penetration are reduced.

Hand Weapon: All models come equipped with a Hand Weapon as their default equipment. If a model has any Close Combat Weapon other than a Hand Weapon, it cannot choose to use the Hand Weapon (unless specifically stated). Hand Weapons wielded by models on foot can be used alongside a Shield, then giving Parry

Hard Target:

Harnessed: Model parts with Harnessed cannot make Supporting Attacks and cannot use Weapons. Shooting Weapons carried by model parts with Harnessed can be used by other model parts of the same model (as long as they do not have Harnessed or Inanimate). A model with with at least one model part with Harnessed is considered to be mounted.

Impact Hits: At Initiative Step 10, a charging model part with Impact Hits must choose an enemy unit that is in base contact with the attacking model's Front Facing. This unit suffers a number of hits equal to the value stated in brackets (X). These hits are resolved with the attacking model part's Strength and Armour Penetration. If a model has both Grind Attacks and Impact Hits, it may only use one of these rules in the same Round of Combat (its controlling player may choose which). In multipart models, only model parts that also have Harnessed or Inanimate can use their Impact Hits. When several models in the same unit have Impact Hits, and when X is a random number (e.g. Impact Hits (D6)), roll for the number of hits separately for each model part.

Inanimate: Inanimate - Melee

Model parts with Inanimate cannot make Close Combat Attacks and cannot use Shooting Weapons. Shooting Weapons carried by model parts with Inanimate can be used by other model parts of the same model (as long as they do not have Harnessed or Inanimate).

Insignificant:

Light Armour: Armor +1

Light Lance:

Light Troops: Units composed entirely of models with Light Troops are allowed to make any number of Reforms when performing Advance Moves or March Moves. They are allowed to shoot even if they Marched or Reformed. No model can end its movement with its centre further away than its March Rate from its starting position, around any obstructions (including the Unit Spacing rule). This means that when checking the distance travelled by a model, check the path the model would have taken if it was alone, with the exception that the unit as a whole cannot break the Unit Spacing rule while performing the move. If a model performed any action during the movement (such as a Sweeping Attack), the distance moved is counted from its starting position to the point on the Battlefield where it performed that action and then to its final position.

If more than half the models in a unit have Light Troops, the unit always counts as having 0 Full Ranks. Characters with Light Troops that are joined to units with one or more models without Light Troops, lose this rule for as long as they remain with the unit. An Infantry Character joined to an Infantry unit with both Light Troops and the same Size as the Character gains Light Troops for as long as it remains with the unit.

Look At 'Em Go!: Universal Rule.

After contacting a unit for the first time, a Gnasher Wrecking Team gains Running Amok!! for the remainder of the game.

Move or Fire: The attack may not be used if the attacking model has made an Advance Move, March Move, Reform or Pivot during the current Player Turn.

Orc Overseer: Universal Rule.

The Greenhide Catapult loses Insignificant, gains +1 Health Point, its Discipline is set to 7, and its Height changed to Large. When the Greenhide Catapult rolls on the Misfire Table, it may choose to lose 1 Health Point in order to reroll the dice.

Poison Attacks: If the attack successfully hits with a natural to-hit roll of '6', it automatically wounds with no to-wound roll needed. Shooting Attacks using the Hopeless Shot can only automatically wound if the first to-hit roll is a natural '6'. Note that the second to-hit roll must still be successful in order to hit the target. If the attack can be turned into more than one hit (e.g. a hit with Area Attack, Battle Focus, or Penetrating), only a single hit, chosen by the attacker, automatically wounds. All other hits must roll to wound as normal.

Pursuit Mode: Universal Rule.

The roll for the distance moved with Random Movement in the Movement Phase is subject to Maximised Roll (consider only the used 3 dice for the purpose of Shambolic).

Random Movement: The unit cannot Declare Charges and cannot move normally (Advance, March, Reform) in the Movement Phase (which also means they cannot perform Magical Moves). The model loses Swiftstride (and can never gain it), but always charges, Flees, Pursues and Overruns the distance stated in brackets. In the Movement Phase, at the end of step 2 of the the it with Random Movement moves using the rules for Pursuing units, except that they can freely choose which direction to rotate towards before rolling the Pursuit Distance, cannot move off the Board Edge and only take Dangerous Terrain Tests if they actually charge an enemy unit (they still test as normal when Fleeing, Pursuing a Broken enemy or Overrunning). Whenever a unit with Random Movement needs a March Rate (e.g. when Post-Combat Reforming), use the potential maximum value of X as its March Rate. Characters with Random Movement can only join units with Random Movement (by moving into contact with them during the Movement Phase or by being deployed inside), and units with Random Movement can only be joined by Characters with Random Movement. Units with Random Movement cannot enter Buildings. If a unit has several sets of Random Movement, use the one with the lowest average (in case of a tie, you may choose which version to use). A model with Random Movement cannot move in the same phase as it arrives on the Battlefield as Reinforcement (Dawn Assault) or Ambusher.

Ricochet: Models with Ricochet cannot Charge enemy units and can move through all units (friend and foe) as if they were Open Terrain. If its move is ended in contact with another unit, or within 1" of a unit that it has moved through, its move distance is extended; keep moving the model in the same direction (still moving through other units) until it can be placed 1" away from all other units. If, after an extended move, the model would end up within 1" of Impassable Terrain or in contact with the Board Edge, immediately remove the model as a casualty. If there is no legal position where it follows the Unit Spacing rule when backtracking the model's move (based on the rules for Random Movement), immediately remove the model as a casualty.

If a unit's Unit Boundary is contacted by a Ricochet model's initial move (i.e. excluding an extension of the move distance needed to clear units), this unit suffers X hits, where X corresponds to the value given in brackets (after completing the move). For this purpose, all units Engaged in the same Combat are treated as a single unit. The owner of the model with Ricochet distributes the hits between all units Engaged in this Combat as evenly as possible (after this follow the normal rules for distributing hits to models within each unit).

Enemy units cannot Charge models with Ricochet. Units (friend and foe) ignore models with Ricochet regarding the Unit Spacing rule for all movement (including Ambush). In addition, they can move onto and through models with Ricochet. However, if a unit moves into contact with a Ricochet model, it immediately (before completing the move) suffers X+D6 hits, and the model with Ricochet is removed as a casualty. This is not triggered by moves that can move through units normally (e.g. Flying Movement), unless the move is ended in contact (note that units can move into contact with multiple Ricochet models simultaneously).

Hits are resolved with the Strength and Armour Penetration of the model with Ricochet.

a) The Ricochet model cannot be placed 1" behind unit B, because unit A is too close. The model is thus moved through both units following its original direction. Only unit B suffers the Ricochet hits as unit A is not within the initial Shambolic move.

b) After moving through units, the Ricochet model comes into contact with Impassable Terrain and is thus removed as a casualty. The Ricochet model moves through at least one unit Engaged in the Combat, inflicting 5 hits in total, which are distributed evenly amongst all units in the combat.

Scoring: Units with at least one model with Scoring are considered to be Scoring Units, which are used for winning Secondary Objectives (see section XVI.2 "Scoring Secondary Objectives", page 67). Every army needs a few Scoring units to be able to complete Secondary Objectives, which is why units with Scoring are marked in the Army Books with a special pennant icon:

Scoring can be lost during the game:

- A unit that is Fleeing loses Scoring for as long as it is Fleeing.
- An Ambushing unit that enters the Battlefield on Game Turn 4 or later loses Scoring.
- A unit that has performed a Post-Combat Reform loses Scoring until the start of the following Player Turn.

Scout: At step 8 of the Pre-Game Sequence (after Spell Selection) an army that includes units with Scout must state which of its units with Scout will use it, starting with the player that picked the Deployment Zone. Deploy your army as usual, but without deploying any of the Scouting units. These units are placed after all other non-Scouting units have been deployed. They can either be deployed in your Deployment Zone, using the normal rules, or they can be deployed outside the Deployment Zone, but must be more than 18" away from any enemy units. This is decreased to 12" if the Scouting unit is deployed entirely within a Forest, Ruins, Field, Building, or Water Terrain Feature. Scouting units that are deployed outside their player's Deployment Zone may not Declare Charges in the first Player Turn (if their side has the first turn). If both players have Scouting units, alternate deploying one unit at a time, starting with the player that finished deploying first.

Shambolic: Units with Shambolic models cannot be joined by Characters. When rolling the distance of a Random Movement move with a Shambolic unit, if all the dice show the same result, the unit loses D3 Health Points (with no saves of any kind allowed), and then moves in a random direction instead of the chosen direction. When units with Shambolic touch the Board Edge, stop 1" away from Impassable Terrain, or come into contact with or move inside any Terrain Feature other than Open Terrain or Hills, all models in the unit must take a Dangerous Terrain (2) Test.

Smash 'Em Flat: Universal Rule.

Natural to-wound rolls of '1' with Melee Attacks from units within 6" of a friendly Great Green Idol must be rerolled.

Break Tests taken by units within 6" of one or more friendly Engaged Great Green Idols are subject to Minimised Roll.

Strider: The model automatically passes Dangerous Terrain Tests taken due to Terrain.

If more than half of a unit's models have Strider, the unit never loses their Steadfast or Rank Bonus due to Terrain.

Sometimes Strider is linked to a specific type of Terrain, stated in brackets.

In this case, models with Strider are considered Striders only when interacting with such type of Terrain.

Supernal:

Swiftstride: When a unit composed entirely of models with Swiftstride rolls Charge Range, Flee Distance, Pursuit Distance or Overrun Distance, it rolls an additional D6 (normally this will lead to rolling 3D6) and discards the lowest D6 rolled.

Throwing Weapons: Range 8", Shots 2, FO Same as user, AP Same as user, Accurate, Quick to Fire

Unstable:

Vanguard: After Deployment (including units with Scout), models with Vanguard may perform a 12" move. The move is performed as an Advance Move in the Movement Phase, including any actions and restrictions the unit would normally have (such as Wheeling, Reforming, joining units, leaving units and so on). The 12" distance is used instead of the unit's Advance Rate and March Rate. This move cannot be used to move within 12" of enemy units. This is decreased to 6" for enemy units

which have either Scouted or Vanguarded. Units that have moved in this way may not Declare Charges in the first Player Turn (if their side has the first turn). If both players have units with Vanguard, alternate moving units one at a time, starting with the player that finished deploying last. Instead of moving a unit, a player may declare to not move any more Vanguarding units.

War Machine: The model cannot Pursue, Declare Charges or Declare Flee as Charge Reaction. Characters can never join units with War Machines, and Characters with War Machine cannot join units at all.

When a War Machine fails a Panic Test, instead of Fleeing it is Shaken until the end of the next Player Turn. War Machines that fail a Break Test are automatically destroyed. War Machines and units Engaged in Combat with them cannot make Combat Reforms.

When a unit charges a War Machine, it can move into base contact by having its Front Facing contact any point of the War Machine's base (it must still maximise the number of models in base contact, see subsection II.1.A "Bases and Base Contact", page 4 and Figure 1 page 4). No Align Move is allowed. Ignore the War Machine's Facing, as it does not have any due to its round base.

Weapon Master:

Wizard Apprentice: - Knows 1 spell.

- Can select between the Learned Spell 1 of its chosen Path and the Hereditary Spell of its army.

The Wizard selects its spells as described in Spell Selection

Qr codes of your army

You can print this page to have all your army's units qrcode and cut them to stick them on your units, with them you can directly access to the unit's profil with your phone.

Feral Orc Warlord #1



Common Orc Shaman #1



Common Goblin Witch Doctor #1



Common Goblin Witch Doctor #2



Feral Orcs #1



Common Orc Boar Riders #1



Cave Goblins #1



Forest Goblin Raiders #1



Goblin Wolf Chariot #1



Goblin Wolf Chariot #2



Gnasher Wrecking Team #1



Gnasher Wrecking Team #2



Scrap Wagon #1



Catapults Git Launcher #1



Catapults Git Launcher with Orc Overseer #1



Great Green Idol #1

